



2018 Adopted Budget



Town Board

Frank P. Petrone, Supervisor

Susan A. Berland, Councilwoman

Eugene Cook, Councilman

Mark A. Cuthbertson, Councilman

Tracey A. Edwards, Councilwoman





GOVERNMENT FINANCE OFFICERS ASSOCIATION

*Distinguished
Budget Presentation
Award*

PRESENTED TO

Town of Huntington

New York

For the Fiscal Year Beginning

January 1, 2017

Executive Director

Table of Contents

2018 Budget

	Page
1. Budget Message	1
2. Introduction	
Town Organization and Services	8
Budget Guide	8
Town Officials	9
Organizational Chart	10
Strategic Direction	11
Community Profile	12
Budget Process	18
Budget Calendar	19
3. Budget Overview	
Executive Budget Summary	22
4. Financial Summaries	
Appropriations and Revenue Summary	32
Combined Annual Budgets-All Funds by Function	34
Combined Annual Budgets-All Funds by Object and Source	36
Combining Annual Budgets-All Funds by Function	38
Combining Annual Budgets-All Funds by Object and Source	40
Fund Balance Summary	42
Revenue Definitions and Forecast Methodology	43
Major 2018 Revenue Sources	44
Fund Structure	49
Fund and Function Relationship Matrix	52
5. Fund Budgets	
General Fund	
General Fund by Function	56
General Fund by Object and Source	58
Highway Fund	
Highway Fund by Function	60
Highway Fund by Object and Source	62
Consolidated Refuse Fund	
Consolidated Refuse Fund by Function	64
Consolidated Refuse Fund by Object and Source	66
Part Town Fund	
Part Town by Function	68
Part Town by Object and Source	70
Business Improvement District Fund	
Business Improvement District Fund by Function	72
Business Improvement District Fund by Object and Source	74

**Table of Contents
2018 Budget**

	Page
5. Fund Budgets (continued)	
Fire Protection Fund	
Fire Protection Fund by Function	76
Fire Protection Fund by Object and Source Revenue	78
Street Lighting Fund	
Street Lighting Fund by Function	80
Street Lighting Fund by Object and Source	82
Commack Ambulance Fund	
Commack Ambulance Fund by Function	84
Commack Ambulance Fund by Object and Source	86
Huntington Ambulance Fund	
Huntington Ambulance Fund by Function	88
Huntington Ambulance Fund by Object and Source	90
Huntington Sewer Fund	
Huntington Sewer Fund by Function	92
Huntington Sewer Fund by Object and Source	94
Centerport Sewer Fund	
Centerport Sewer Fund by Function	96
Centerport Sewer Fund by Object and Source	98
Waste Water Fund	
Waste Water Fund by Function	100
Waste Water Fund by Object and Source	102
Dix Hills Water District	
Dix Hills Water District by Function	104
Dix Hills Water District by Object and Source	106

Table of Contents

2018 Budget

	Page
6. Departmental Summaries and Budgets	
Assessor	110
Audit & Control	115
Engineering Services	128
Environmental Waste Management	136
General Services	143
Highway	147
Human Services	152
Information Technology	158
Maritime Services	163
Parks & Recreation	169
Planning & Environment	176
Public Safety	182
Receiver of Taxes	187
Town Attorney	191
Town Clerk	195
Town Council	204
Town Historian	206
Town Supervisor	209
Transportation & Traffic Safety	212
Youth Bureau	218
7. Supplemental Schedules	
Staffing	223
Debt Information	243
Distribution of Taxes by School District	247
Exemption Impact Notice	249
Financial Policies	251
Glossary	273

Table of Contents

2018 Budget

	Page
8. Appendix A	
General Fund Revenues Detail	284
General Fund Expenditures Detail	294
Part Town Fund Revenues Detail	322
Part Town Fund Expenditures Detail	325
Board of Trustees Revenues Detail	331
Board of Trustees Expenditures Detail	332
Business Improvement District Revenues Detail	333
Business Improvement District Expenditures Detail	334
Highway Fund Revenues Detail	335
Highway Fund Expenditures Detail	337
Fire Protection Fund Revenues Detail	341
Fire Protection Fund Expenditures Detail	342
Street Lighting Fund Revenues Detail	343
Street Lighting Fund Expenditures Detail	344
Commack Ambulance District Revenues Detail	346
Commack Ambulance District Expenditures Detail	347
Huntington Community Ambulance District Revenues Detail	348
Huntington Community Ambulance District Expenditures Detail	349
Consolidated Refuse Fund Revenue Detail	350
Consolidated Refuse Fund Expenditure Detail	352
Huntington Sewer District Revenues Detail	355
Huntington Sewer District Expenditures Detail	357
Centerport Sewer District Revenues Detail	360
Centerport Sewer District Expenditures Detail	361
Waste Water Disposal District Revenues Detail	362
Waste Water Disposal District Expenditures Detail	363
Dix Hills Water District Revenues Detail	365
Dix Hills Water District Expenditures Detail	367
9. Capital Budget	
Capital Budget Program Narrative	372
Capital Budget Summary	378

Budget Message





Town Hall • 100 Main Street
Huntington, NY 11743-6991

Phone: (631) 351-3030
Fax: (631) 424-7856
FPetrone@huntingtonny.gov

FRANK P. PETRONE
Supervisor

November 20, 2017

Dear Fellow Town Board Members:

As Supervisor and Chief Financial Officer of this great Town of Huntington, and as I retire from my position as Supervisor, I hereby present my final Operating and Capital Budgets for the Town of Huntington for 2018.

As always, I wish to thank the Comptroller's Office for their input, guidance and assistance. I also wish to thank the administrative heads of the various Town Departments, who continue to work to implement operational procedures and policies that enable the Town to provide the existing high levels of service while staying within the fiscal confines of responsible budgeting. I would also like to thank Pat DelCol, my Deputy, for her exceptional service through the years as well as you, my fellow Town Board members, for your continuous support and suggestions throughout the year.

I have prepared a \$194 million Operating Budget for 2018. I am proposing to appropriate a total of \$750,000 in fund balance over the various Town funds. The proposed 2018 tax levy is \$119 million, a 1.80% increase over the 2017 tax levy. I have continued to hold the line on spending and have maintained current levels of service. We have recently settled the Blue Collar and Supervisory contracts with Local 342. In addition, I have signed a Memorandum of Agreement with CSEA and expect membership ratification in the coming weeks.

As in past budget years, the Town is required to adhere to the New York State Tax Cap Act, which limits a local government's overall growth in the property tax levy to 2 percent or the rate of inflation, whichever is less. I am pleased to advise that the spending outlined in this budget falls within the State mandated tax cap for 2018 of 1.84%. The proposed levy for 2018 represents a 1.80% increase over the 2017 tax levy. As I have in years past, I continue to advocate for changes to the Tax Cap Act that will allow the Town to expand upon existing successful programs - such as the continuation of the Town Open Space Bond Act, and to develop new economic drivers, like the formation of special improvement districts which deal with issue specific concerns and solutions, and the establishment of new Business Improvement Districts to further enhance our small business communities. I continue to advocate that the Tax Cap Act should be amended to exclude from the Cap calculation, those programs specifically approved by voters in a referendum vote. To date, these efforts have not been supported by the State. I do feel however this will become an eventuality, as municipalities will be forced to discontinue



successful programming from their agendas simply because the Cap calculation does not afford us the same exceptions as other taxing jurisdictions are able to take advantage of.

I am proud to unveil what we believe to be an innovative solution to an otherwise Tax Cap imposed obstacle as it relates to parking issues in Huntington village. The best solution to our parking issue would be to construct a parking facility in the village and fund it through the formation of a special improvement district known as a Parking District. Unfortunately, this is not something we are able to accomplish within the confines of the existing Tax Cap, as the amount of taxes we would need to raise to cover debt service on a new structure would count towards, and in fact cause us to pierce, the tax levy limits imposed by the Tax Cap Act. A Local Development Corporation, "LDC", which will be responsible for financing and constructing the parking structure as well as for ongoing maintenance, will be formed in the near future. The LDC will pay down debt associated with the parking structure with parking revenue collected throughout the village parking system. The Town will not be responsible for backing the bonds associated with this structure, and will not have to carry the debt as part of overall Town debt. It appears this strategy is a win win for the residents, merchants and patrons of this thriving downtown hamlet.

For the tenth straight year, the Town has received a credit rating of AAA from the rating agencies, the highest score a municipality can earn in New York State. We have continued to retire debt at a pace higher than our annual borrowing, and have established dedicated reserves, which meet favorably with rating agency criteria and can adequately serve the Town in emergencies and as an alternate source of funding to raising taxes. In 2018, there are two very special projects that we've chosen to provide funding for in the Capital Budget. We are proud to begin construction on the James E. Conte Community Center in Huntington Station. This long awaited endeavor will serve the varying needs of the community as a gathering space complete with a gymnasium, 2 floors of exercise equipment facilities, an internet café, indoor/outdoor running track, rock climbing wall, art and placemaker studios, outdoor movie screening, and more. We have planned improvements to Manor Park right next door, which by virtue of its location will be joined with the Conte Center parcel as part of a larger campus atmosphere. At Manor we propose to construct a new spray park and playground. I am also pleased to announce the construction of a new spray park in Elwood Park, to be named in honor of Sargent Paul Tuozzolo, a Huntington resident and NYC police officer who lost his life in the line of duty last year. I am also pleased to announce the construction of a new Animal Shelter in Halesite, on property donated to the Town specifically for this purpose by one of our residents. It will incorporate state of the art shelter design technology, and will be accompanied by a dog park for residents to bring their dogs to, as well as a dog agility course and dog walking trails. We will also continue the ongoing effort to restore waterfront bulkhead in Halesite, with the completion of the last section of Town bulkhead at Halesite Park. Other capital budget programs include ongoing funding for infrastructure improvements and new equipment for our various Departments. We will undertake over \$1 million dollars in improvements to the Huntington

Sewage Treatment Plant, which will ensure quality effluent with enhanced and technologically sound wastewater treatment processes into the future.

Huntington Station Revitalization has taken a big step forward. Our Master Developer, Renaissance Downtowns, is well underway with construction of a mixed use building on Rte. 110 in Huntington Station at Northgate Street, and is in the final approval stages for Gateway Retail Plaza, another mixed use building further north on Rte. 110, at the Pedestrian Plaza and Olive Street. The Gateway Building will incorporate both retail and residential space also. We are moving forward with the New York State Department of Transportation property transfer of State lands on the west side of Rte. 110, where further development, including artist lofts and gallery space, is planned. Lastly, we are working with Suffolk County on a Sewer Feasibility Study that will encompass the Rte. 110 corridor, south of the Huntington Station train trestle. We believe the installation of sewers along the corridor will provide redevelopment opportunities that do not currently present themselves with the existing conventional on-site septic systems, and are excited at this development prospect.


Commercial and Industrial development expansion and redevelopment and improvements to existing commercial sites continue to take place. The Town recognizes the importance of vacant commercial and industrial properties as a major overall economic driver. The Melville Employment Center Plan, which has been distributed to Town Board and the public for comment, will address and recommend future zoning and planning policies to promote redevelopment and meet the demands of modern corporations, while balancing the quality of life issues of the residential communities that adjoin the Melville Employment Center area.

Town Energy Conservation and Sustainability programming has been given a big boost this year, as we have been very successful with various grant opportunities and outside sources of funding for our “green “ initiatives. The Town earned a Clean Community designation from NYSERDA making the Town eligible for a \$250,000 grant for future energy related projects. In addition, as a contestant in NYSERDA’s NY Prize, The Town was awarded \$100,000 in Stage 1 and \$1 million in Stage 2 for the design of a Huntington Community Microgrid. In partnership with Huntington Hospital and the Huntington YMCA, the Town’s Village Green/Flanagan Center, Town Hall, and the Huntington Sewage Treatment Plant have collectively applied for and received funding for the design of a Microgrid that will be capable of providing energy services and functioning as a stand-alone entity during times of power failure. We experienced unacceptable power reliability issues during Hurricane Irene and Superstorm Sandy and cannot leave the Town and our critical care and environmental facilities in that position going forward. We are hopeful NYSERDA will continue to see the value in supporting this endeavor, and will fund the Town Stage 3 application, which will be submitted next year.

Overall, there are some very exciting developments as we move into 2018. In closing, I wish to thank all of you for the many wonderful years I have had the honor of serving as your Supervisor. I am proud of the many relationships forged, partnerships formed, and successful

programs and policies my administrations have put into place these past 24 years, and look forward to sharing more of this with you next month, when I release my report entitled, "State of the Town of Huntington – 1994-2017". I am proud of the many initiatives we have worked through together, which have set the tone and formed the framework for a successful vibrant community into the future. I wish you all much success and remain forever indebted to you for your service, assistance and continued cooperation. God Bless you and all of the residents of the Town of Huntington.

Very Truly Yours,



FRANK P. PETRONE
Supervisor

Introduction



Town of Huntington Budget Guide

Town Organization and Services

The Town of Huntington was established in 1653 is governed by Town Law, other general laws of the State of New York and various local laws and ordinances. The Town Supervisor is a member of the Town Board and serves as the Chief Executive Officer/Chief Financial Officer. The Town Board is the policy-making body of the Town.

The Town provides the following services to its residents: general and administrative, public safety, citizen and community services, transportation and parking, culture and recreation, utilities, planning an community development and other operations such as refuse disposal and recycling. The 2018 Budget provides the funding for all such services.

Budget Guide

This budget document describes how the Town will achieve its goals, objectives and meet the community's needs. The intent of this budget document is to present the Town of Huntington's budget in a comprehensive and easy to read format.

This Budget Document is organized in the following major sections:

1. Budget Message

The Budget Message, a letter from the Town Supervisor to the Town Board provides an overview of the upcoming fiscal year budget and financial plan

2. Introduction

Includes general information about the Town, its funds, its organization, elected and appointed officials, the mission, vision, goals and objectives and the budget process outline.

3. Budget Overview

This section includes an Executive Budget Summary that summarizes the budget highlights.

4. Financial Summaries

This section provides a summary of revenue, expenditures and fund balance information for the Town, information provided in both numerical and narrative formats, the Town's fund structure, budgeted positions by fund and organization and departmental summaries.

5. Fund Budgets

This section includes a summary of the fund, budgets for each fund presented in both numerical and graphical formats and a budget for each department containing Actual Expenses for fiscal year 2016, Budget for fiscal year 2017, Estimated Expenses for fiscal year 2017 and the Budget for fiscal year 2018.

6. Supplemental Schedules

This section includes information about the Town of Huntington, debt information, tax rate schedules, financial policies and a glossary of terms used in this budget document.

7. Appendix A

This appendix includes a line item budget by fund and department to supplement the departmental budget summaries.

8. Capital Budget

This section includes capital projects of \$5,000 more with a useful life of at least five years listed in the Town's Six Year Capital Plan. Included is a description of each project and the associated cost by fiscal year.

Town of Huntington Town Officials

Town Board



Frank P. Petrone
Town Supervisor



Susan A. Berland
Councilwoman



Eugene Cook
Councilman



Mark A. Cuthbertson
Councilman



Tracey A. Edwards
Councilwoman

Town Clerk:

Jo-Ann Raia

Receiver of Taxes:

Ester Bivona

Superintendent of Highways:

Peter Gunther

Assessor:

Roger Ramme

Director of Audit and Control:

Peggy Karayianakis

Director of Engineering:

Joseph Cline

Director of Environmental Control:

Matt Laux

Director of General Services:

Mark J. Tyree

Director of Human Services:

Jillian Guthman-Abadom

Director of Information Technology:

William Crowley

Director of Maritime:

Edward Carr

Director of Parks & Recreation:

Donald McKay

Director of Planning:

Anthony J. Aloisio

Director of Public Safety:

Joseph Rose

Director of Transportation & Traffic Safety:

Stephen McGloin

Director of Youth Bureau:

Maria E. Georgiou

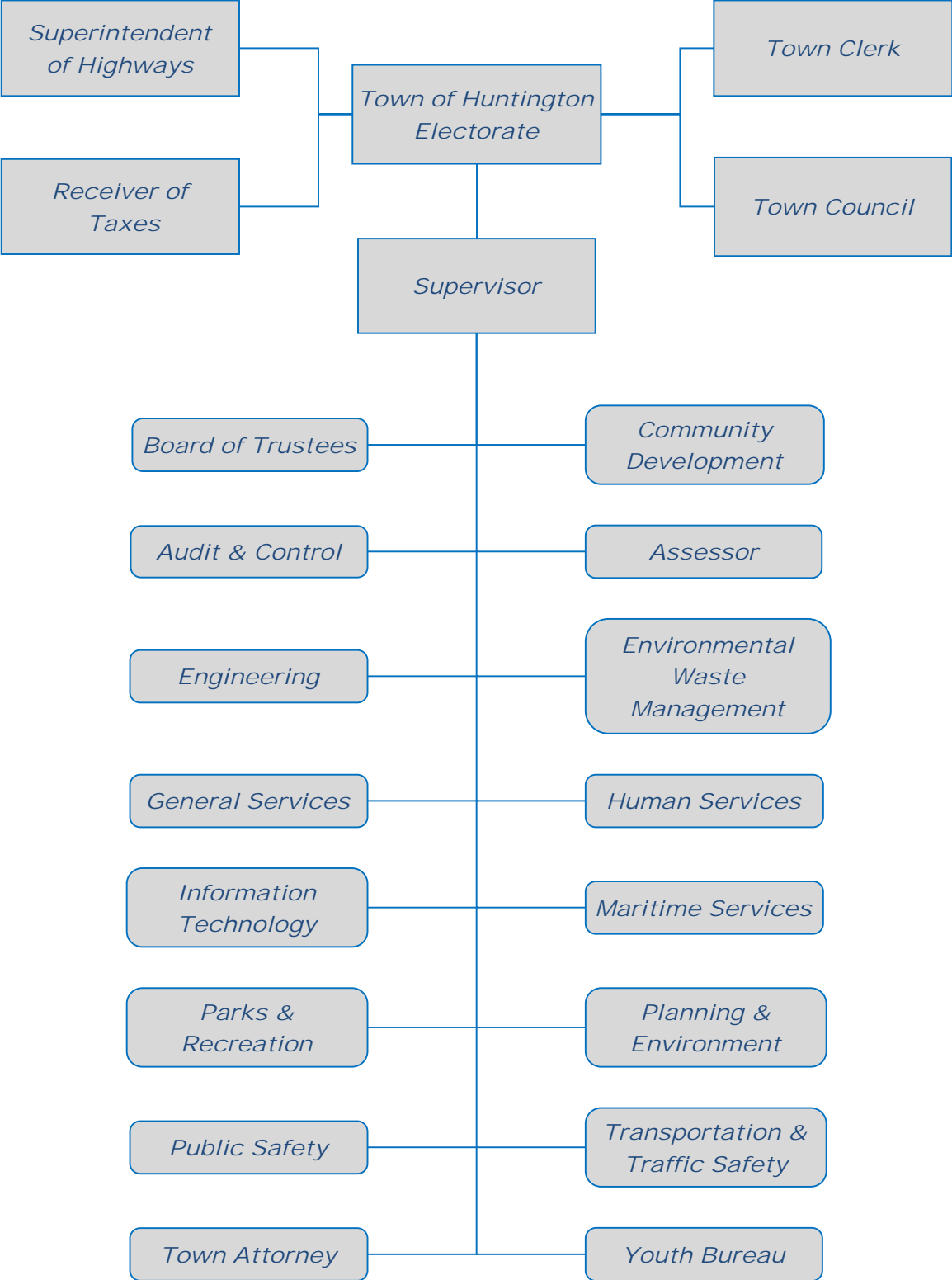
Town Attorney:

Cindy Elan-Mangano

Town Historian:

Robert Hughes

Town of Huntington Organizational Chart



Town of Huntington, New York Strategic Direction

Vision

The Town of Huntington is committed to being an outstanding place to live, work and visit.

Mission

Deliver public services efficiently and effectively to meet the needs of residents, businesses, institutions and visitors on whom Huntington's prosperity depends.

Foster a sustainable Huntington through implementation of the Town's environmental and energy efficiency improvement goals

Promote economic development, business opportunity and community revitalization

Enhance the long-term health, vitality and quality of life of the Huntington Community

Town Strategic Goals and Objectives

Maintain fiscal strength with a Town tax structure that will balance the increasing demand for services with available resources

Improve communication and provide emergency preparedness information to Town residents through various media sources

Implement energy efficiency programs to reduce the Town's carbon footprint and energy cost savings

Enact legislation, provide education and promote energy efficiency awareness to Town stakeholders

Expand commercial and residential development within the Town by following the Master Plan and investing in infrastructure

Initiate affordable housing programs that offer low to moderate income housing options

Invest in the Town's recreational, cultural, and historical assets

Promote and stimulate interest and use of Huntington's cultural and recreational resources

Town of Huntington Community Profile

Overview

The Town of Huntington, New York is one of the ten Towns located on Long Island at the western end of Suffolk County adjacent to the Nassau-Suffolk County border. It is approximately 40 miles from Manhattan and 40 miles from Riverhead, the Suffolk County seat. The history of Huntington is closely associated with the early development of the American colonies. The community was originally settled in 1653, well within the lifetime of the earliest New England colonist. In the beginning, water-borne transportation gave life to the community. The natural harbors offered ready access to the farmlands of the Long Island interior. The harbor was the setting for the early Huntington community, which became the focal point for the movement of agricultural products into the commerce of the colonies. Although agriculture was its mainstay and water-borne transportation its lifeline for two centuries, in later years the whaling industry and expanded manufacturing activity broadened the local economy and gave impetus to the expansion of the harbor communities of Cold Spring Harbor, Huntington and Northport.

Huntington enjoys five harbors bordering the north shore of the Town: Cold Spring Harbor, Lloyd Harbor, Huntington Harbor, Centerport and Northport. Within its coves and bays there are a total of nine beaches maintained by the Town. The Town has also put into operations a number of marinas for the use of residents. These facilities, along with boat ramps, municipal golf courses and park sites, provide active recreation for Town residents.

The Town provides the following services:

- **Planning and Community Development:** Environmental, land management, zoning, environmental open space and park fund (EOSPA), buildings review, housing services and economic development
- **Citizen and Community Services:** Neighborhood improvements, senior citizen services, youth services, handicapped services, women's services, employment opportunity services, veteran's and minority affairs
- **Public Safety:** Emergency management, code enforcement, fire prevention, animal control and special services
- **Transportation and Parking:** Street and drainage maintenance, roadway improvements, public transportation
- **Support Services/Legislative/Administrative:** Facilities, financial, fleet, human resources, technology, legal, tax collection, records management, historic preservation
- **Culture and Recreation Services:** Parks, beaches, recreational, youth programs
- **Utilities:** Water and Sewer Services to properties within the district.
- **Other Operations:** Refuse disposal, recycling, resource recovery and environmental remediation

Town of Huntington Community Profile

Demographics

Per U.S. Census Bureau Census 2010:

Population	203,264	
Males/Females	100,042/103,222	
Median Age	43.7	
Median Earnings	\$53,057	
Race	White	78.1%
	Hispanic	11.0%
	Black/African American	4.4%
	Asian	4.9%
	Other	1.6%
Households	Families	76.9%
	Non-family households	23.1%
Housing Occupancy	Owner Occupied	83.9%
	Renter Occupied	16.1%
Educational attainment, 25 years and older	High School graduate	22.8%
	Some college, no degree	15.1%
	Associates degree	8.0%
	Bachelors Degree	26.0%
	Graduate or professional degree	21.0%

Population

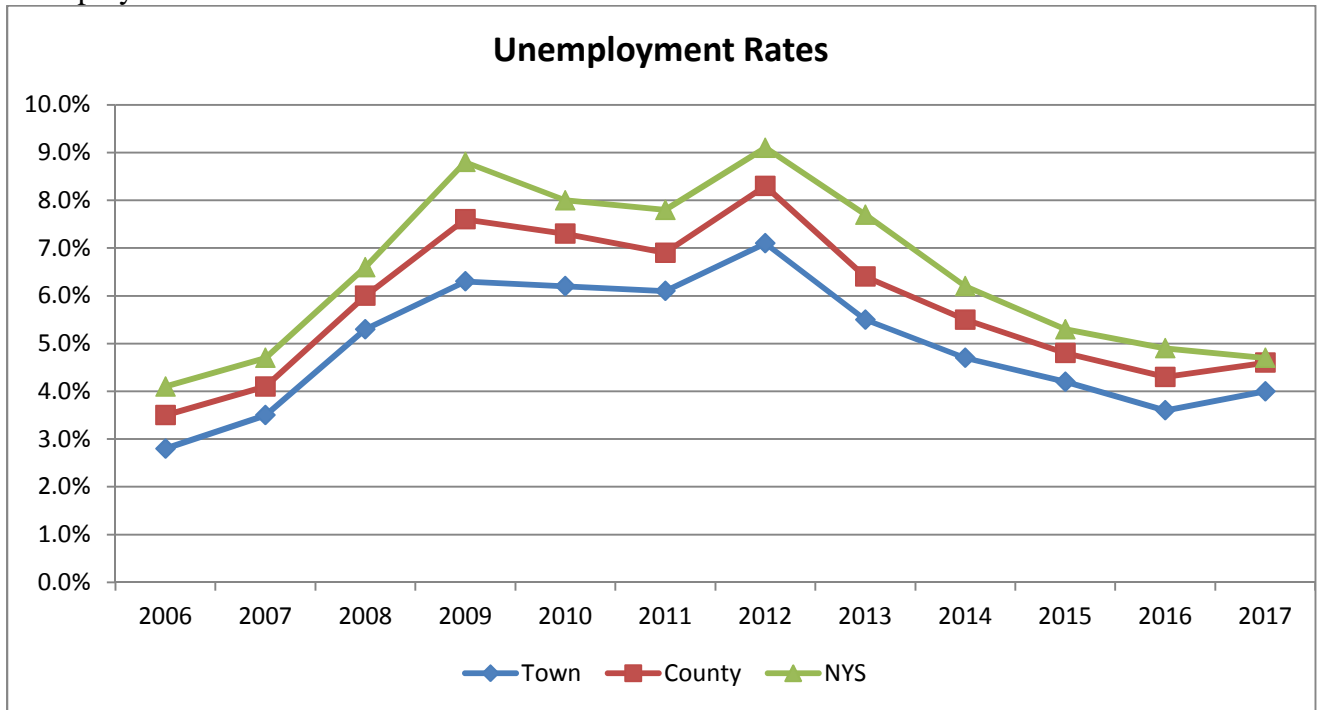
The Town's population has experienced two major growth periods over the last 100 years and reached a peak of approximately 203,264 residents in 2010. By 1990, the Town's population decreased by 4.9% to 191,474 residents as the number of family members per household declined. By 2000, the Town population increased by approximately 2% to 195,289 residents. Based upon information from the Long Island Population Survey, the Town's population continued to increase by 4.0% to 203,264 residents according to the 2010 census.

YEAR	POPULATION	% CHANGE
2010	203,264	4.0%
2000	195,289	1.9%
1990	191,474	(4.9)%
1980	201,530	1.0%
1970	199,486	36.7%
1960	126,221	-

Town of Huntington Community Profile

Employment

Huntington's unemployment rate has remained steady at 4.0% as of July 2017, still below the Suffolk County rate of 4.6%, New York State rate of 4.7% and the nation's rate of 4.4%. The Town is within commuting distance of New York City and always trended significantly below the County and State unemployment rates.



Principal Employers within the Town of Huntington

Rank	Name	Headquarters	Type of Business	Number of Employees
1	Huntington Hospital	Huntington	Hospital	2,000
2	Northport Veterans Affairs Medical Center	Northport	Healthcare	2,000
3	Canon	Melville	Imaging Products	1,800
4	Estee Lauder, Inc.	Melville	Cosmetics	1,500
5	Henry Schein, Inc	Melville	Medical & Dental Supplies	1,400
6	Western Suffolk Boces	Dix Hills	Education	1,317
7	Newsday	Melville	Newspaper	1,228
8	Marchon Eyewear	Melville	Healthcare	1,055
9	Town of Huntington	Huntington	Government	702
10	BAE	Greenlawn	Technology	650

Town of Huntington Community Profile

Principal Taxpayers

Rank	Taxpayer	Nature of Business	Assessed Valuation	Percent of Total Assessed Valuation
1	LIPA/Keyspan Energy Corporation	Utility	\$ 37,267,232	11.46%
2	The Retail Property Trust	Real Estate	2,000,000	0.61%
3	Reckson FS Limited Partnership	Commercial	801,465	0.25%
4	Avalon Bay Communities	Real Estate	764,975	0.24%
5	Huntington Quadrangle	Real Estate	675,000	0.21%
6	CKL-HP	Office Building	585,000	0.18%
7	Verizon	Utility	561,711	0.17%
8	Estee Lauder	Cosmetics	469,700	0.14%
9	Avalon Huntingington Former S Corp	Real Estate	455,000	0.14%
10	Grandview Hotel Limited	Hotel	425,000	0.13%
Total			\$ 44,005,083	13.53%

Economic Outlook and Trends

Town of Huntington residents enjoy a high quality of life, reflected in high median incomes, low unemployment and crime rates, a strong public school system, and several cultural and natural recreation attractions. The Town's successes and its popularity as a suburb of New York City have also contributed to the challenges that are faced today, such as traffic congestion, high property taxes, and the need for more affordable housing—all of which need to be addressed to preserve the quality of life and to encourage future growth.

From a development perspective, the Town of Huntington is representative of a mature suburban community. Although its capacity for new large-scale residential development on vacant land is limited, there continues to be a significant number of large-scale housing projects predominately resulting from the redevelopment of underutilized properties throughout the Town. In the future, new housing construction will generally occur as in-fill development on smaller parcels within existing neighborhoods, as mixed-use residential projects in commercial districts, or as major developments on large underutilized properties. This trend has and will continue to contribute to population and tax base growth in the future.

The strength of the local housing market is evidenced by Town projects in various stages of development. Over 1,500 housing units of various building types and densities have been approved for constructions by the Town since 2013. The Planning Department is currently processing fifty-nine (59) subdivision applications that will ultimately result in the development of approximately two hundred and eighteen (218) new single-family homes. The following represent examples of the Town's steady residential development:

Town of Huntington Community Profile

- Major multi-family housing projects under construction or recently completed include the Seasons at Elwood, a planned two hundred and sixty-three (263) unit retirement community, the Club at Melville with two hundred and sixty-one (261) affordable age-restricted units starting at \$318,000 and Avalon Huntington Station/Country Pointe, a project with three hundred and three (303) apartments and seventy-six (76) for-sale condos starting at \$499,000.
- Currently under review is a proposal for cluster housing at the Indian Hills Country Club, a 100-acre site in Northport now home to a golf course. There is also an application under review at the former VA site in Northport called Freedoms Point, which would result in an 113,343 square foot assisted living facility on 10.09 acres.
- The Oheka Castle condominium project, totaling one-hundred and ninety (190) luxury housing units, was granted approval by the Planning Board in 2015.
- Creekside Apartments II, a development of fourteen (14) rental townhouses, is currently under review by the Town.
- The newly-constructed Highland Green Residences, a one hundred and nineteen (119) unit limited equity cooperative, offers an affordable housing alternative to people with limited incomes interested in home ownership.
- Matinecock Court, a one-hundred and forty-six (146) unit affordable housing project in Elwood, has also received Town approval and is slated to begin construction.
- Downtown Huntington Village, including the surrounding area by the Long Island Rail Road (LIRR), has a total of 435 potential apartments and condos in the pipeline or under construction.
- Recently-approved or under construction mixed-use residential projects include Gateway Plaza with sixty-six (66) units and Renaissance Northridge with sixteen (16) units, both located within walking distance to the LIRR.
- Subdivisions in various stages of construction include Oak Hill Estates, a twenty-three (23) lot subdivision for high end single-family homes ranging from \$1.9 million to \$2.3 million, Harborfield Estates, a development of forty-seven (47) lot luxury single-family homes priced from \$799,000 and Tuscany Estates, a thirty (30) lot subdivision located in Dix Hills.

Town of Huntington Community Profile

Commercial and industrial development expansion and improvement remains steady. Over the past ten (10) years, over two (2) million square feet of Class A office space has been constructed or renovated in the Town's corporate center, the Melville Employment Center (MEC). The MEC is home to major corporations including Canon USA, the Rubies Corporation, Air Techniques, Henry Schein, Honeywell Corporation, Leviton Corporation and the Capital One Bank Corporate Center. Current commercial developments are as follows:

- Canon USA completed the first phase of its North/South American Corporate Headquarters in February 2013. This 680,000 square foot office and research building is currently in operation housing over 1,800 employees. The second phase of the project planned will provide an additional 200,000 square feet of research and development space and 260 additional employees.
- A new six-story 160,000 square foot corporate center is nearing final approval on a property on the LIE South Service Road that formerly housed a one-story aging commercial building. This office site is directly to the east of the Canon site.
- Walt Whitman Mall recently completed a 72,000 square foot expansion of retail and restaurant space. Now called Walt Whitman Shops, this is a premier shopping destination boasting over eighty (80) of the nation's finest shops.
- The "Big H" shopping center located between the Huntington Station LIRR and Huntington Village is nearing approval on a major renovation involving the removal of large retaining walls to develop the lower level basement into retail.
- Trader Joe's in Commack recently invested in a move to a newly-renovated site nearby to increase square footage and parking availability.
- Renaissance Downtowns, Inc. plan for the redevelopment of Huntington Station was approved by the Town Board in September 2015. The master developer has created concept plans for four project sites on New York Avenue north of the Long Island Railroad (LIRR) tracks, which include the following uses: a boutique hotel, office space, retail space, apartments over storefronts, and potential artist residences. Two projects; Renaissance Northridge and Gateway Plaza Development have been approved.
- A fifty-five (55) room high end boutique hotel has been approved in the Village that will enhance its reputation as a tourism destination.
- The Town of Huntington, in partnership with the County of Suffolk, has launched the Huntington Opportunity Resource Center to connect unemployed and underemployed in the Town with training and job opportunities. The Center opened in June 2014 and is has actively connected residents to jobs and other opportunities.

All of these projects will not only stabilize the Town's commercial tax base but will spur secondary business throughout the Town.

Town of Huntington

Budget Process

Methodology

The preparation and adoption of both the Town of Huntington operating budget and capital budget is a priority setting process that occurs over several months with several milestones throughout that period of time.

Basis of Budgeting

Governmental Funds are budgeted using a modified accrual basis for budgeting. Revenues are considered to be available when collectible and expenditures are generally recorded when incurred. However, debt service is recognized when due and compensated balances are charged when paid.

Review

Early in the budget process, each department outlines functions and goals for the coming fiscal year and prepares a detailed estimate of revenue estimates and appropriation requests needed to accomplish those goals. A committee consisting of the Town Supervisor, Deputy Town Supervisor, Comptroller and the Deputy Comptroller reviews the requests. Upon completion of this review, budget estimates are compiled by the Audit & Control Department.

On or before the last day of September, the preliminary budget is presented to the Town Board. Copies of the preliminary budget are made available to the public and are posted on the Town's website.

Adoption

A formal public hearing on the budget is held in October to allow public input. Based on a review of the budget, the Comptroller will make revisions per the Town Board request to the preliminary budget. A final budget is prepared and submitted to the Town Board for adoption. By law, the Town Board must adopt a budget for the forthcoming year on or before the twentieth day of November.

Budget Amendments and Transfers

In accordance with the Town's Budget Policy, at any time during the fiscal year the Comptroller may authorize transfers in the operating budget of up to \$5,000 from one line to another. Budget transfers of more than \$5,000 require Town Board approval. All budget amendments require Town Board approval. The Comptroller is authorized to transfer funding for all vacant positions to the general contingency account for each fund and Town Board approval by resolution is required to reinstate, abolish, create or change positions. The Comptroller is authorized to transfer Capital Budget appropriations from one object code to another within the same project.

Tri-Sectional Reports

The Comprehensive Annual Financial Report is issued with year-end results. The Annual Budget for the forthcoming year includes a projection of the current years actual expenses as compared to the current year's budget. Tri-Sectional reports are issued in June and October providing updated budget projections for the current fiscal year. The Comprehensive Annual Financial Report (CAFR), is the final report for the year.

Town of Huntington Budget Process

Budget Calendar

<u>Date</u>	<u>Action</u>
June 5, 2017	<ul style="list-style-type: none"> • Budget preparation for the ensuing fiscal year begins • Budget materials distributed to Town Departments • Departmental Meetings Scheduled
July 7	<ul style="list-style-type: none"> • Budget requests, personnel request and revenue projections are submitted to the Comptroller's office
July 7-August 15	<ul style="list-style-type: none"> • Town Departments budget submissions are compiled • Departmental budget meetings are held with the Committee to review budget requests and revenue projections
August 16	<ul style="list-style-type: none"> • Final departmental budget review meeting with the Town Supervisor, Council Members, budget committee
July 7-September 19	<ul style="list-style-type: none"> • Comptroller's Office will finalize the preliminary budget, personal services budgets, capital budgets and departmental narratives, productivity and performance measures
September 19	<ul style="list-style-type: none"> • Preliminary Budget is submitted the Town Board and is filed with the Town Clerk • Public Hearing for the operating and capital budgets are scheduled by resolution • Public Hearings for any fee changes set by Town Code are scheduled by resolution • Public hearings to adopt the assessment rolls for the Huntington Sewer District and Centerport Sewer District are scheduled by resolution
October 17	<ul style="list-style-type: none"> • Town Board holds public hearings and reviews preliminary budget for ensuing fiscal year • Public Hearings for any fee changes set by Town Code are held • Public hearings to adopt the assessment rolls for the Huntington Sewer District and Centerport Sewer District are held
October 18-November 8	<ul style="list-style-type: none"> • Final budget revisions are made by the Comptroller's Office
November 20	<ul style="list-style-type: none"> • Town Board adopts the 2018 Operating and Capital Budget

Budget Overview



Town of Huntington

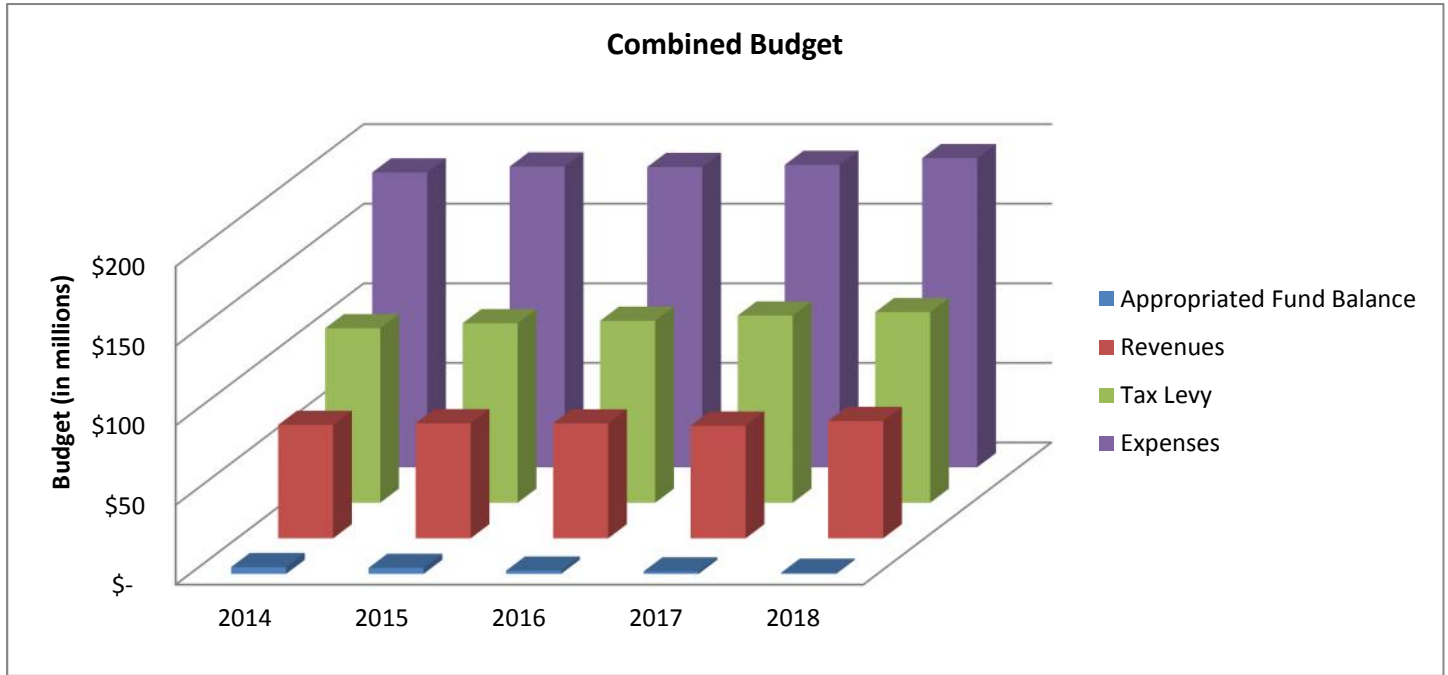
Executive Budget Summary

The challenge in developing Huntington's 2018 Budget was to maintain services at a time when revenues are stagnant and fixed costs, health care commodity costs and contractual costs are increasing. The Town's economic health depends in part on municipal government providing services that create an environment that attracts and keeps businesses prospering and residents who want to continue to make Huntington their home. A summary of the Town's combined budget by functional service that outlines those priorities is provided below:

	2017	2018		
	Budget	Budget	\$ Change	% Change
<u>Revenues</u>				
General Fund	\$ 99,468,008	\$ 101,252,811	\$ 1,784,803	1.8%
Highway Fund	35,003,357	35,368,562	365,205	1.0%
Consolidated Refuse Fund	24,749,959	24,858,019	108,060	0.4%
Part Town	10,903,654	11,102,479	198,825	1.8%
Business Improvement District	186,505	186,505	-	0.0%
Fire Protection	1,579,370	1,611,776	32,406	2.1%
Street Lighting	3,521,762	3,687,024	165,262	4.7%
Commack Ambulance	477,489	964,283	486,794	101.9%
Huntington Community Ambulance	856,535	2,246,842	1,390,307	162.3%
Huntington Sewer	5,192,400	5,649,560	457,160	8.8%
Centerport Sewer	127,267	154,149	26,882	21.1%
Waste Water Disposal	1,162,922	1,210,113	47,191	4.1%
Dix Hills Water District	4,802,628	5,201,956	399,328	8.3%
Total Revenues	\$ 188,031,856	\$ 193,494,079	\$ 5,462,223	2.9%
<u>Expenses</u>				
General Fund	\$ 99,693,008	\$ 101,252,811	\$ 1,559,803	1.6%
Highway Fund	35,028,357	35,368,562	340,205	1.0%
Consolidated Refuse Fund	25,049,959	25,108,019	58,060	0.2%
Part Town	10,993,654	11,102,479	108,825	1.0%
Business Improvement District	186,505	186,505	-	0.0%
Fire Protection	1,579,370	1,611,776	32,406	2.1%
Street Lighting	4,021,762	3,937,024	(84,738)	-2.1%
Commack Ambulance	477,489	964,283	486,794	101.9%
Huntington Community Ambulance	856,535	2,246,842	1,390,307	162.3%
Huntington Sewer	5,442,400	5,649,560	207,160	3.8%
Centerport Sewer	127,267	154,149	26,882	21.1%
Waste Water Disposal	1,162,922	1,210,113	47,191	4.1%
Dix Hills Water District	5,392,628	5,451,956	59,328	1.1%
Total Expenses	\$ 190,011,856	\$ 194,244,079	\$ 4,232,223	2.2%
Unassigned Fund Balance	\$ 1,980,000	\$ 750,000	\$ (1,230,000)	

Town of Huntington Executive Budget Summary

The 2018 Operating Budget demonstrates the Town Board’s commitment to sound financial management practices that strives to produce a structurally balanced budget in all the major funds. Conservative budgeting of mortgage tax revenue, fully funding existing labor contracts, incorporating New York State’s most recent health insurance rate increase and maintaining town services and programs at current levels are challenges of the 2018 budget.



Budget Highlights

The 2018 Budget was prepared on the modified accrual basis consistent with the Town’s financial statements. In summary, the key components and challenges of the 2018 Operating Budget totaling \$194 million are as follows:

Financial Priorities

- Replenish fund balance to pre Super Storm Sandy levels
- To maintain current level of Town Services

Major Factors Impacting the Budget

- Funding the NYSHIP health insurance premium increase.
- Funding for collective bargaining contractual increases.

Actions

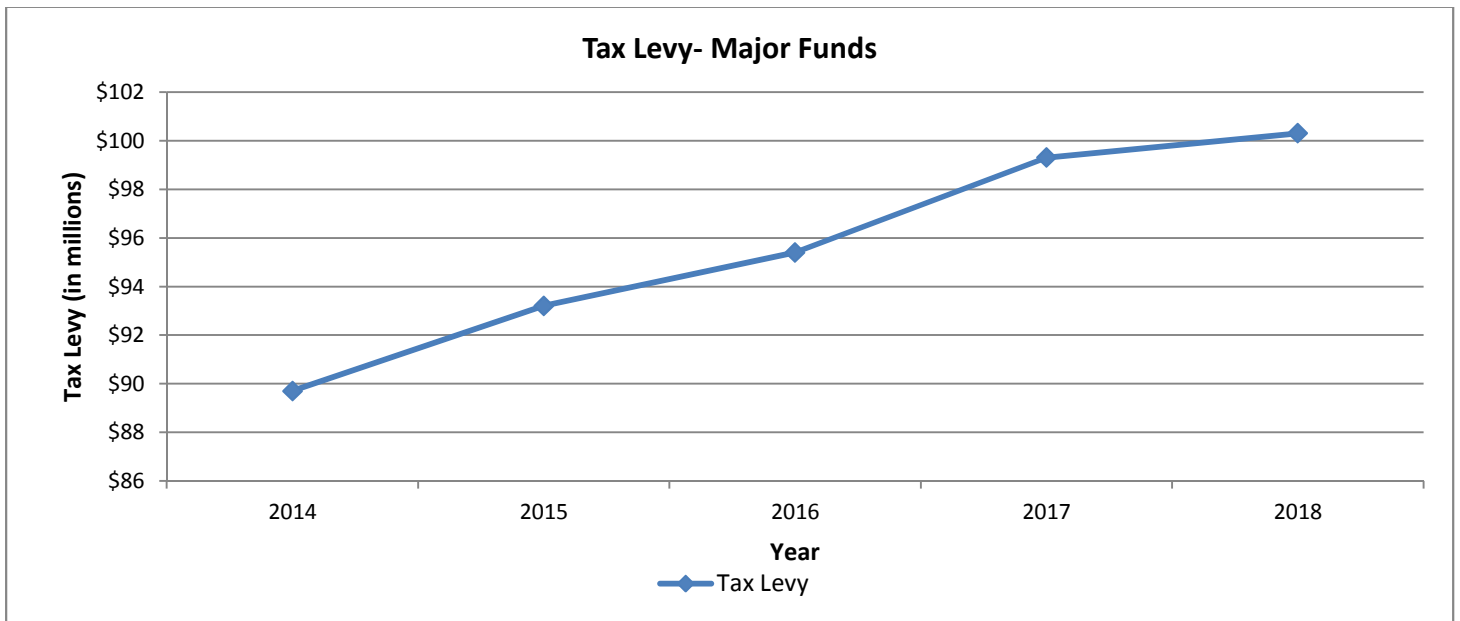
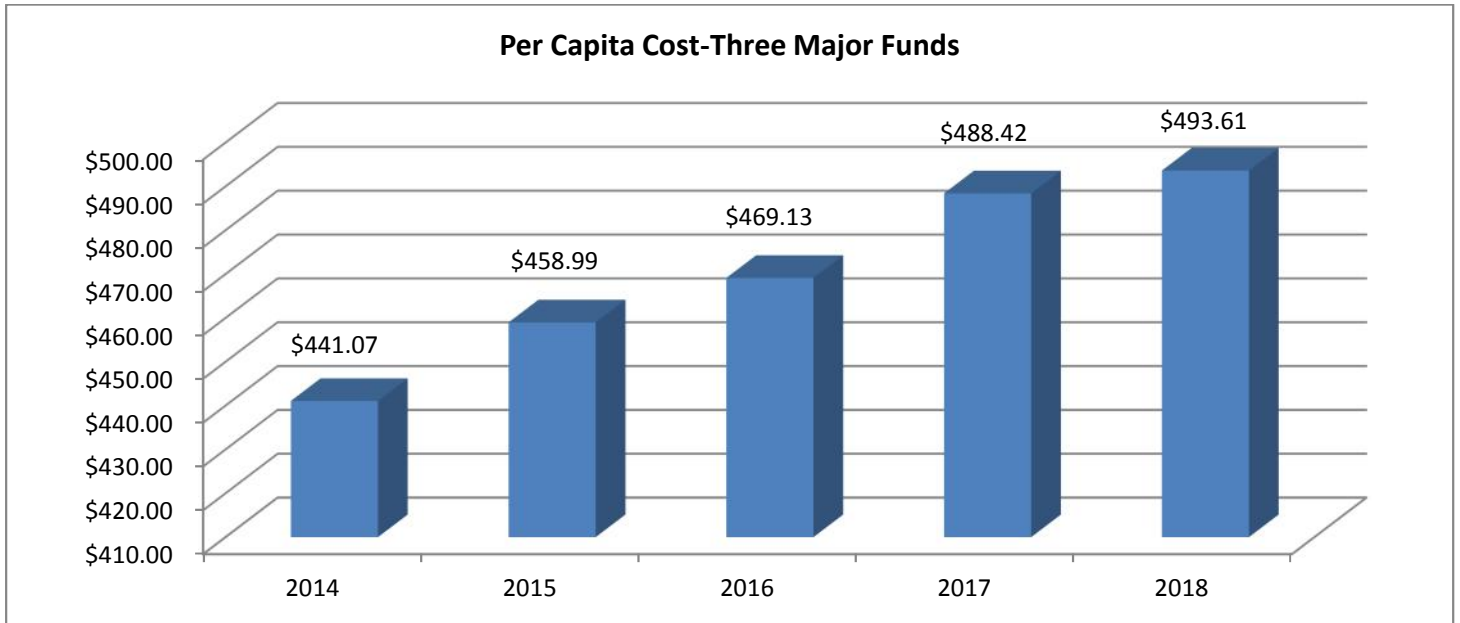
- Reduce the number of full time employees through attrition.
- Increase tax levy by 1.80%, while not piercing the mandated NYS Tax cap legislation.

Town of Huntington Executive Budget Summary

The Property Tax Levy for the General, Highway and Refuse District Funds

The Town has various taxing districts. However, the General Fund, Highway Fund and Refuse District Fund (“Three Major Funds”) provide the majority of revenue funding services to Town residents.

The 2018 tax levy for the Three Major Funds will increase by \$1.1 million or 1.1%.

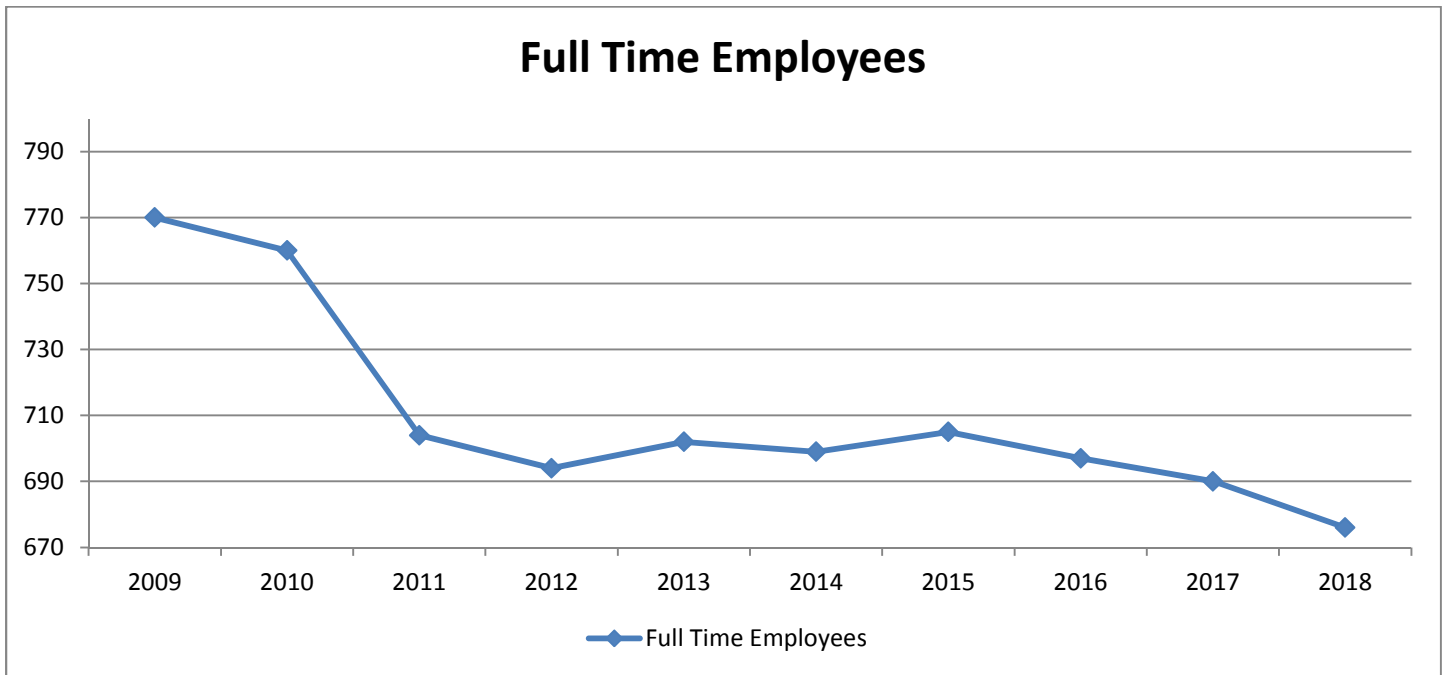


Town of Huntington Executive Budget Summary

Staffing Levels

Staffing and its growth or contraction represents the single biggest influence on municipal budgets. Salaries and fringe benefits costs account for more than 50% of major fund expenditures and reducing staffing levels is one of the surest ways to achieve meaningful cost reductions.

The following graph shows the historical trend of the number of full-time employees.



Resource Recovery Funds

The Town constructed a waste-to-energy resource recovery facility in conjunction with the Town of Smithtown. The facility, which has been operating at full capacity since 1989, was financed through the issuance of \$176,550,000 in Industrial Development Bonds and refinanced in 1999. The outstanding debt on the facility was fully satisfied in 2012.

The debt service payments for the facility flowed through reserve accounts held by a third party trustee, who was contractually required to maintain a debt service reserve in the amount of 10% of the issue. These reserve accounts, which were accumulating interest since 1989 have been depleted in connection with the satisfaction of the resource recovery debt. The Town has extended its service agreement with Covanta until the year 2019.

Town of Huntington

Executive Budget Summary

Capital Projects and Debt Issuance

On August 1, 2017 the Town issued \$13.3 million in public improvement serial bonds for various capital projects. In addition, on August 21, 2017, the Town issued \$19.1 million in public improvement refunding serial bonds which produced a budgetary savings of \$1.6 million over the next seven years. The Town had previously issued \$13.9 million in public improvement serial bonds on August 16, 2016 for various capital projects.

Health Insurance Increase

The Town participates in the New York State Health Insurance Program (NYSHIP) which continues to increase the premiums for its participants at rates exceeding inflation or growth in municipal revenues. This combination of big increases at a time of stagnant revenues places enormous pressure on the ability of municipalities to maintain balanced budgets.

NYSHIP provides municipalities with an anticipated range of rate increases for the forthcoming year. The recent trend has been for the State to increase rates by 5% to 16% annually. The 2018 budget reflects an anticipated rate increase of 8.3% for 2018 and appropriates \$22.5 million for payment of NYSHIP premiums payment.

Fund Balances

The Town has adopted the Governmental Accounting Standards Board (GASB) Statement No. 54, Fund Balance Reporting and Governmental Fund Type Definitions (GASB-54) that define the different types of fund balances that a governmental entity must use for financial reporting purposes.

Non-spendable: Includes amounts that cannot be spent because they are either in a non-spendable form or legally or contractually required to be maintained intact. This includes fund balance related to inventories, prepaid, long-term loans, notes receivable and property held for resale (unless the proceeds are restricted, committed or assigned).

Restricted: Includes amounts that can be spent only for specific purposes stipulated by constitutional provisions, enabling legislation, or external resource providers such as creditors, grantors, contributors or laws/regulations of other governments. All of the reserves of fund balance established by the Town allowed by law meet these criteria.

Committed: Includes amounts that can be used only for the specific purposes pursuant to constraints imposed by a formal action of the Town Board, the Town's highest level of decision-making authority. These constraints can only be removed by the same formal action of the Town Board.

Unassigned: Includes the residual classification of the Town's General fund and includes all spendable amounts not contained in other classifications.

The strategic use of fund balances is a standard municipal budgeting practice for stabilizing operating budgets year-to-year. Savings achieved in good economic times are set-aside in fund balances to minimize the need for tax increases during economically challenging times. The Town's Fund Balance Policy requires that all reasonable efforts be made to maintain the General Fund Balance at 10% of its operating budget.

Town of Huntington

Executive Budget Summary

Unassigned Fund Balance Variances

Comparative Analysis: FY 2016 and FY 2017

	Unassigned Fund Balance @ 12/31/16	Estimated 2017 Closing Fund Balance	Change in Unassigned Fund Balance	% Change
General Fund	8,773,094	9,867,416	1,094,322	12.5%
Highway Fund	2,262,911	1,214,351	(1,048,560)	-46.3%
Consolidated Refuse Fund	3,495,592	3,222,234	(273,358)	-7.8%
Part Town	468,992	677,500	208,508	44.5%
Business Improvement District	-	-	-	0.0%
Fire Protection	19,828	19,828	-	0.0%
Street Lighting	1,325,004	1,146,853	(178,151)	-13.4%
Commack Ambulance	109,774	109,774	-	0.0%
Huntington Community Ambulance	24,073	19,288	(4,785)	-19.9%
Huntington Sewer	1,063,401	755,769	(307,632)	-28.9%
Centerport Sewer	(35,362)	(37,983)	(2,621)	7.4%
Waste Water Disposal	458,223	390,124	(68,099)	-14.9%
Dix Hills Water District	753,766	470,918	(282,848)	-37.5%
	18,719,296	17,856,072	(863,224)	-4.6%

Consolidated Refuse, Street Lighting and Dix Hills Water District are projected to have decreases in their unassigned fund balances due to appropriations being made for the 2018 budget.

Long Range Financial Plan

The Town is in good financial standing and has weathered the prolonged economic downturn effectively through the strategic use of fund balances, implementation of cost cutting methods, deferred capital projects and reallocated available resources. We will continue to employ these strategies into the future, while at the same time working towards our strategic goals. The speed with which we can achieve our goals will depend upon the economic recovery. We monitor our budgets continuously to identify significant variances and make budget amendments as necessary.

The Town's long term plan is to minimize the use of fund balances and increase reserves for future use. This will be done by increasing the tax levy and revenues to offset increases in utilities, health insurance, and contractual increases. In addition, the Town will be reducing its costs by running more efficiently without reducing services.

Town of Huntington

Executive Budget Summary

Five Year Financial Forecast

<u>Revenues and Debt Proceeds</u>	<u>2018</u>	<u>2019</u>	<u>2020</u>	<u>2021</u>	<u>2020</u>
Property Taxes	119,912,942	121,112,071	122,323,192	123,546,424	124,781,888
Other real property tax items	507,375	507,375	507,375	507,375	507,375
Non-property items	4,552,655	4,552,655	4,552,655	4,552,655	4,552,655
Departmental Income	41,423,484	41,630,601	41,838,754	42,047,948	42,258,188
Intergovernmental charges	138,015	138,015	138,015	138,015	138,015
Use of money and property	1,426,972	1,434,107	1,441,278	1,448,484	1,455,726
Licences and Permits	2,096,000	2,116,960	2,138,130	2,159,511	2,181,106
Fines and Forfeitures	1,305,000	1,318,050	1,331,231	1,344,543	1,357,988
Sale of Property and compensation for loss	2,400,000	2,400,000	2,400,000	2,400,000	2,400,000
Miscellaneous	1,840,435	1,281,935	1,636,997	1,805,485	1,370,884
State Aid	12,316,453	11,770,222	11,770,222	11,770,222	11,770,222
Federal Aid	992,462	992,462	992,462	992,462	992,462
Interfund Revenues	4,482,286	4,763,246	4,763,246	4,763,246	4,763,246
Appropriated Fund Balance	850,000	500,000	250,000	-	-
	<u>194,244,079</u>	<u>194,517,699</u>	<u>196,083,557</u>	<u>197,476,370</u>	<u>198,529,755</u>
<u>Expenditures</u>					
Salary and Wages	60,689,459	61,751,525	62,832,177	63,931,740	65,050,545
Employee benefits and taxes	46,144,726	47,320,793	47,794,001	48,271,941	48,754,660
Contractual, Materials, & Supplies	65,316,108	65,969,269	66,628,962	67,295,252	67,968,205
Debt Principal	10,335,800	9,662,673	9,327,540	8,769,926	7,812,308
Debt Interest	2,728,000	2,237,976	1,894,482	1,569,875	1,274,847
Equipment	4,547,700	3,093,177	3,124,109	3,155,350	3,186,904
Interfund Transfers	4,482,286	4,482,286	4,482,286	4,482,286	4,482,286
	<u>194,244,079</u>	<u>194,517,699</u>	<u>196,083,557</u>	<u>197,476,370</u>	<u>198,529,755</u>

Fund Summaries

General Fund

The General Fund is made up of services that are provided to all Town residents. They include: Administrative, Assessment, Tax Collection, Town Clerk, Engineering Services, General Services, Open Space, Maritime Services, Public Safety, Bus Operations, Parks and Recreation Department, Human Services, Waste Management Administration and Youth Services.

The 2018 General Fund Budget is balanced. The budget total is approximately \$101.3 million including the Environmental Open Space Bond. This is an increase of \$1.6 million or 1.6% from the 2017 budget.

The General Fund has a few recurring sources of revenue, including the Property Tax, the Town's share of Mortgage Tax proceeds and Interest on Investment, and Fees charged by certain Town departments for services. Fees are reviewed annually based on the cost of delivery and comparison with fees charged by neighboring Towns.

Revenue streams have increased slightly from better economic conditions. Property Taxes account for \$42.9 million or 42.4% of the revenue in the General Fund. The 2018 budget for General Fund revenues includes slight increases in various departmental fees.

Town of Huntington

Executive Budget Summary

The 2018 budget for General Fund expenses is \$101.3 million. The most significant pressures on the General Fund budget include increases in the cost of contractual obligations and health insurance premiums. Together, these expenses account for the majority of the increase in the General Fund Budget.

Highway

The Highway Fund is used for the maintenance and repair of over 800 miles of streets, roads, right-of-ways and drainage systems in the unincorporated areas of Town (those not located in one of Huntington's four villages)

The 2018 Highway Budget of \$35.4 million is balanced and has remained stable with a modest 1.0% from the 2017 budget.

Property Taxes account for \$32.8 million or approximately 92.8% of the Highway fund revenue. Other budgeted revenue in the Highway budget is \$2.5 million, of which \$1.7 million is State Aid.

Consolidated Refuse District

The Consolidated Refuse District provides sanitation, recycling and yard-waste collection for residents that do not live in a village.

The 2018 Consolidated Refuse District Budget is balanced. The Budget total is \$25.1 million. This is an increase of \$.1 million or 0.2% from the 2017 Budget.

Property Taxes account for \$24.5 million or approximately 98.8% of the revenue in the fund. Other budgeted revenue in the Consolidated Refuse District is \$.3 million.

Part Town

The Part Town Fund is made up of services that are provided to Town residents who reside outside of the town's four incorporated villages, including Transportation and Traffic Safety, Fire Prevention Services, Zoning and Building Inspections, and Planning.

Total expenses in the Part Town Fund are \$11.1 million, an increase of \$.1 million from the 2017 Budget. Most of this increase is attributable to contractual increases with the bargaining units and the rising cost of healthcare.

Property Taxes account for \$4.8 million or approximately 42.9% of the Part Town fund revenue. Other budgeted revenue in the Part Town Fund is \$6.3 million, of which the Building Department fees of \$3.8 million represent 33.8% of the total revenue.

Special Funds

All other Funds including the Business Improvement District, Fire Protection, Street Lighting, Commack Ambulance, Huntington Community Ambulance, Huntington Sewer, Centerport Sewer, Waste Water Disposal and the Dix Hills Water District are considered special funds.

The 2018 Special Funds appropriations total \$21.4 million, an increase of \$2.2 million. The increase is due primarily to the increase in the contractual services provided to the ambulance districts which is offset by the corresponding insurance billing revenue which was recently instituted by both districts.

Property Taxes for Special Funds amount to \$14.7 million, which is an increase of \$.9 million from the 2017 budget. Other budgeted revenue in the Special Funds is \$6.2 million.

Financial Summaries



**Town of Huntington
2018 Budget
Appropriations and Revenue Summary**

Fund	Fund Name	Appropriations	Revenues	Appropriated Fund Balance
A	General Fund	\$ 101,252,811	\$ 58,306,654	\$ -
DB	Highway Fund	35,368,562	2,529,100	-
SR	Consolidated Refuse Fund	25,108,019	309,698	250,000
B	Part Town	11,102,479	6,344,500	-
CB	Business Improvement Districts	186,505	5	-
SF1	Fire Protection	1,611,776	5,000	-
SL	Street Lighting	3,937,024	53,000	250,000
SM1	Commack Ambulance	964,283	562,585	-
SM2	Huntington Comm. Ambulance	2,246,842	1,505,670	-
SS1	Huntington Sewer	5,649,560	499,501	-
SS2	Centerport Sewer	154,149	500	-
SS3	Waste Water Disposal	1,210,113	1,210,113	-
SW1	Dix Hills Water District	5,451,956	2,394,811	250,000
Grand Total All Funds		\$ 194,244,079	\$ 73,721,137	\$ 750,000

* General Fund Includes Open Space & Board of Trustees.

**Town of Huntington
2018 Budget
Appropriations and Revenue Summary**

Fund	Fund Name	2018 Tax Levy	2017 Tax Levy	Percent Change in Tax Levy
A	General Fund	\$ 42,946,157	\$ 42,109,825	1.99% *
DB	Highway Fund	32,839,462	32,597,757	0.74%
SR	Consolidated Refuse Fund	24,548,321	24,570,261	-0.09%
B	Part Town	4,757,979	4,616,154	3.07%
CB	Business Improvement Districts	186,500	186,500	0.00%
SF1	Fire Protection	1,606,776	1,574,370	2.06%
SL	Street Lighting	3,634,024	3,477,062	4.51%
SM1	Commack Ambulance	401,698	414,904	-3.18%
SM2	Huntington Comm. Ambulance	741,172	848,235	-12.62%
SS1	Huntington Sewer	5,150,059	4,734,899	8.77%
SS2	Centerport Sewer	153,649	126,767	21.21%
SS3	Waste Water Disposal	-	-	0.00%
SW1	Dix Hills Water District	2,807,145	2,395,317	17.19%
Grand Total All Funds		\$ 119,772,942	\$ 117,652,051	1.80%

* General Fund Includes Open Space & Board of Trustees.

Town of Huntington
Combined Annual Budgets - All Funds by Function
For Fiscal Years Ending December 31, 2018

	Actual 2016	Revised 2017	Projected 2017	Budget 2018
Funding Sources:				
Program revenue and debt proceeds:				
General Government	\$ 21,563,224	\$ 19,591,314	\$ 20,450,963	\$ 19,940,121
Public Safety	2,563,607	2,655,000	2,651,000	2,715,000
Health	499,121	580,531	580,531	535,531
Transportation	4,349,843	4,004,561	3,977,034	3,183,085
Economic Assistance and Opportunity	689,889	623,000	623,000	628,000
Culture and Recreation	8,549,732	8,549,043	8,352,400	8,653,043
Home and Community Services	27,240,393	28,037,258	28,035,466	28,030,249
Interfund Service Charges	4,563,314	4,767,848	4,767,848	4,482,286
Unallocated Revenue	118,502,135	122,217,156	122,295,946	125,226,764
Appropriated Fund Balance	-	3,297,893	3,297,893	850,000
Total Funding Sources	\$ 188,521,258	\$ 194,323,604	\$ 195,032,081	\$ 194,244,079

Funding Uses:

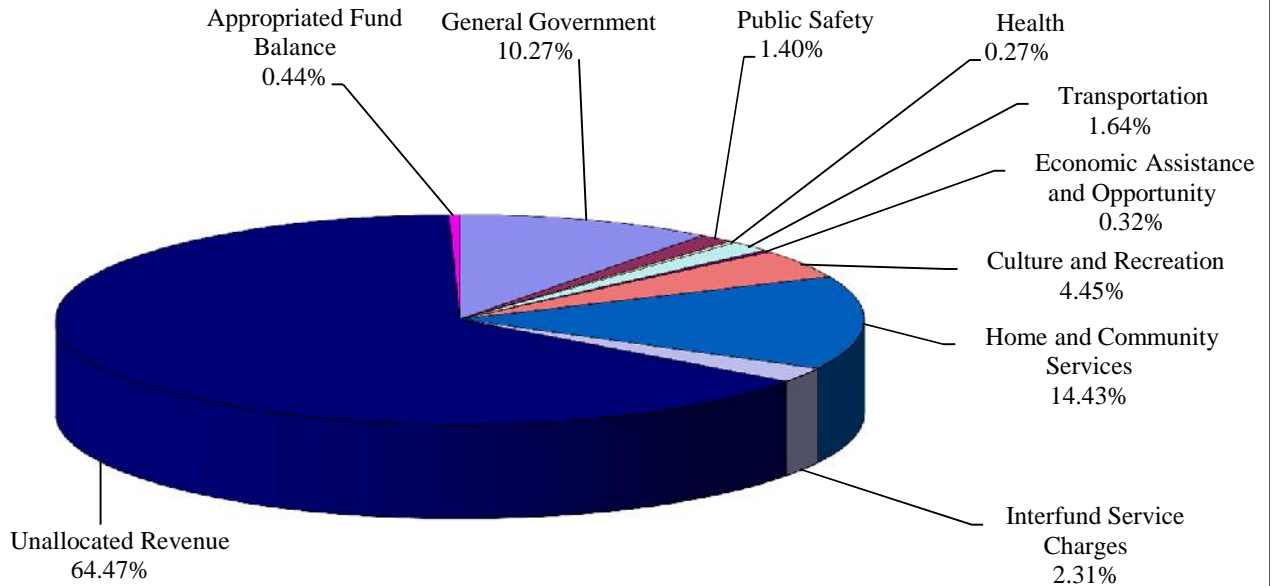
Program Expenditures:

General Government	\$ 36,738,004	\$ 43,347,024	\$ 42,256,231	\$ 40,812,469
Public Safety	12,455,296	13,113,591	12,981,757	13,432,512
Health	3,451,210	3,936,193	3,646,604	4,129,242
Transportation	37,027,022	38,469,366	38,442,745	39,260,512
Economic Assistance and Opportunity	2,954,648	3,221,274	3,185,479	3,326,333
Culture and Recreation	15,966,134	16,983,808	16,752,906	17,326,963
Home and Community Services	55,762,655	58,338,482	58,305,465	58,409,962
Debt Service Transfers	13,788,339	13,305,650	13,350,650	13,063,800
Interfund Transfers	8,467,800	5,835,524	5,435,526	4,482,286
Total Funding Uses	\$ 186,611,108	\$ 196,550,912	\$ 194,357,363	\$ 194,244,079

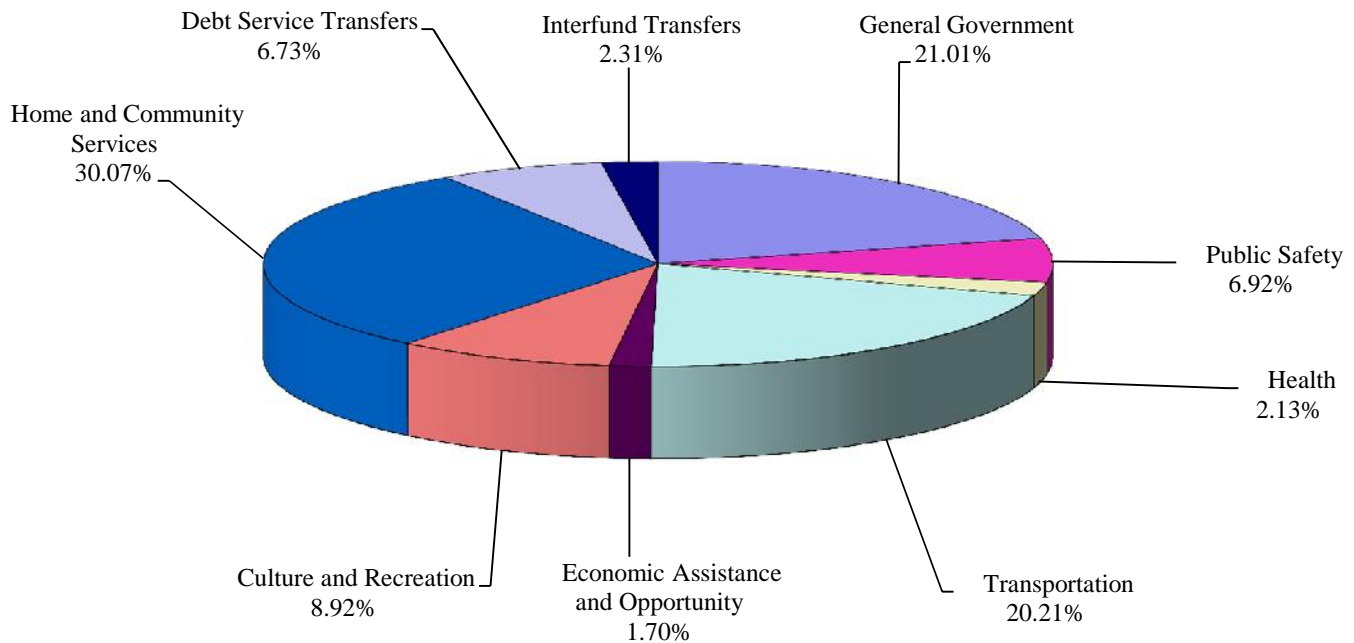
1. The 2017 revised budget includes prior year encumbrances funded by the Reserve for Encumbrances.

Town of Huntington
Combined Annual Budgets - All Funds by Function
For Fiscal Years Ending December 31, 2018

2018 PROGRAM REVENUE



2018 PROGRAM EXPENDITURES



Town of Huntington
Combined Annual Budgets-By Object and Source
For Fiscal Years Ending December 31, 2018

	Actual 2016	Revised 2017	Projected 2017	Budget 2018
Funding Sources:				
Revenues and debt proceeds:				
Property Taxes	\$ 114,592,641	\$ 117,772,052	\$ 117,927,436	\$ 119,912,942
Other real property tax items	438,481	464,650	431,370	507,375
Non-property tax items	4,860,480	4,402,655	4,602,655	4,552,655
Departmental Income	41,281,099	41,480,260	41,229,118	41,423,484
Intergovernmental charges	154,677	213,015	138,015	138,015
Use of money and property	1,683,182	1,458,396	1,515,201	1,426,972
Licenses and Permits	2,155,291	2,151,000	2,063,250	2,096,000
Fines and Forfeitures	1,160,476	1,305,000	1,237,000	1,305,000
Sale of property and compensation for loss	1,418,185	2,036,748	2,000,925	2,400,000
Miscellaneous	1,720,231	1,306,196	1,560,321	1,840,435
State Aid	13,502,722	12,675,429	13,268,587	12,316,453
Federal Aid	990,479	992,462	992,462	992,462
Interfund Revenues	4,563,314	4,767,848	4,767,848	4,482,286
Appropriated Fund Balance	-	3,297,893	3,297,893	850,000
Total Funding Sources	\$ 188,521,258	\$ 194,323,604	\$ 195,032,081	\$ 194,244,079

Funding Uses:

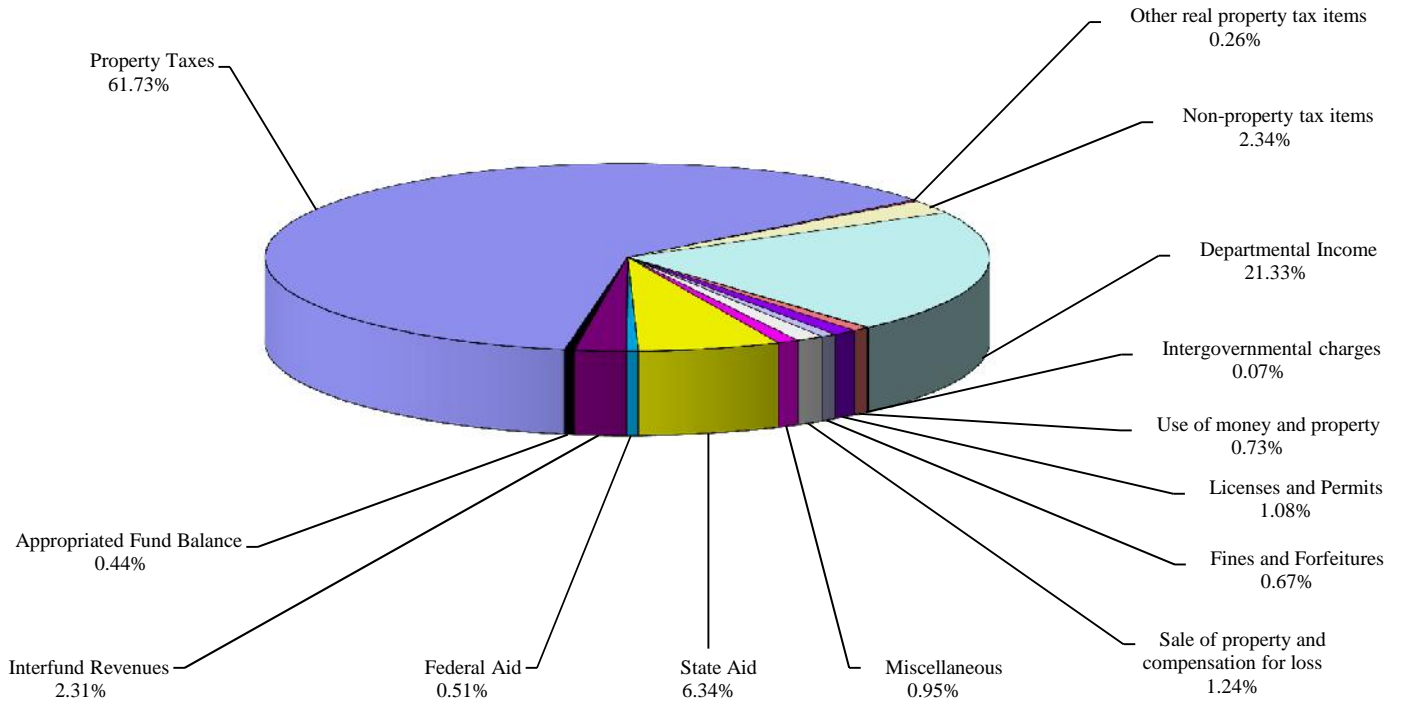
Expenditures:

Salary and wages	\$ 59,916,365	\$ 59,362,938	\$ 59,533,279	\$ 60,788,364
Employee benefits and taxes	39,933,276	44,306,906	43,285,724	46,045,821
Contractual, Materials and Supplies	60,857,524	67,924,049	66,937,842	65,316,108
Debt Principal	11,110,913	10,589,350	10,600,250	10,335,800
Debt Interest	2,677,426	2,716,300	2,750,400	2,728,000
Equipment	3,647,804	5,815,844	5,814,344	4,547,700
Interfund Transfers	8,467,799	5,835,524	5,435,524	4,482,286
Total Funding Uses	\$ 186,611,107	\$ 196,550,911	\$ 194,357,363	\$ 194,244,079

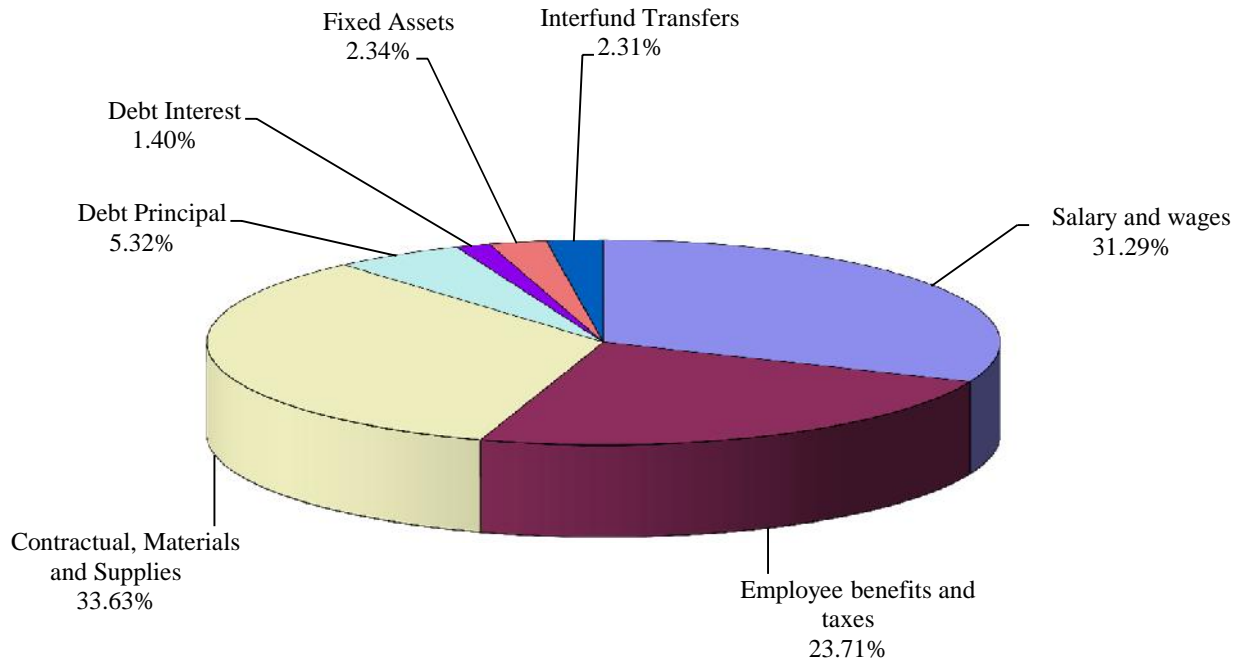
1. The 2017 revised budget includes prior year encumbrances funded by the Reserve for Encumbrances.

**Town of Huntington
 Combined Annual Budgets-By Object and Source
 For Fiscal Years Ending December 31, 2018**

2018 REVENUE BY SOURCE



2018 EXPENDITURES BY OBJECT



Town of Huntington
Combining Annual Budgets-All Funds by Function
For Fiscal Years Ending December 31, 2018

	General Fund	Part Town Fund	Consolidated Refuse Fund	Highway Fund
Funding Sources:				
Program revenue and debt proceeds:				
General Government	\$ 15,757,121	\$ 4,162,000	\$ -	\$ -
Public Safety	2,165,000	550,000	-	-
Health	305,531	230,000	-	-
Transportation	1,269,085	-	-	1,914,000
Economic Assistance and Opportunity	628,000	-	-	-
Culture and Recreation	8,653,043	-	-	-
Home and Community Services	23,132,838	1,023,000	138,698	-
Interfund Service Charges	4,482,286	-	-	-
Unallocated Revenue	44,799,907	5,137,479	24,719,321	33,434,562
Appropriated Fund Balance	60,000	-	250,000	20,000
Total Funding Sources	\$ 101,252,811	\$ 11,102,479	\$ 25,108,019	\$ 35,368,562

Funding Uses:				
Program Expenditures:				
General Government	\$ 37,065,509	\$ 3,320,810	\$ 106,000	\$ 239,200
Public Safety	8,054,692	3,871,169	-	-
Health	861,070	231,084	-	-
Transportation	7,522,623	-	-	28,329,362
Economic Assistance and Opportunity	3,326,333	-	-	-
Culture and Recreation	17,326,963	-	-	-
Home and Community Services	22,951,047	3,448,416	22,748,234	-
Debt Service Transfers	4,100,000	231,000	230,000	6,800,000
Interfund Transfers	44,574	-	2,023,785	-
Total Funding Uses	\$ 101,252,811	\$ 11,102,479	\$ 25,108,019	\$ 35,368,562

Town of Huntington
Combining Annual Budgets-All Funds by Function
For Fiscal Years Ending December 31, 2018

	Total Major Funds	Special Revenue Funds	Total All Funds
Funding Sources:			
Program revenue and debt proceeds:			
General Government	\$ 19,919,121	\$ 21,000	\$ 19,940,121
Public Safety	2,715,000	-	2,715,000
Health	535,531	-	535,531
Transportation	3,183,085	-	3,183,085
Economic Assistance and Opportunity	628,000	-	628,000
Culture and Recreation	8,653,043	-	8,653,043
Home and Community Services	24,294,536	3,735,713	28,030,249
Interfund Service Charges	4,482,286	-	4,482,286
Unallocated Revenue	108,091,269	17,135,495	125,226,764
Appropriated Fund Balance	330,000	520,000	850,000
Total Funding Sources	\$ 172,831,871	\$ 21,412,208	\$ 194,244,079

Funding Uses:			
Program Expenditures:			
General Government	\$ 40,731,519	\$ 80,950	\$ 40,812,469
Public Safety	11,925,861	1,506,651	13,432,512
Health	1,092,154	3,037,088	4,129,242
Transportation	35,851,985	3,408,527	39,260,512
Economic Assistance and Opportunity	3,326,333	-	3,326,333
Culture and Recreation	17,326,963	-	17,326,963
Home and Community Services	49,147,697	9,262,265	58,409,962
Debt Service Transfers	11,361,000	1,702,800	13,063,800
Interfund Transfers	2,068,359	2,413,927	4,482,286
Total Funding Uses	\$ 172,831,871	\$ 21,412,208	\$ 194,244,079

Town of Huntington
Combining Annual Budgets-By Object and Source
For Fiscal Years Ending December 31, 2018

	General Fund	Part Town Fund	Consolidated Refuse District	Highway Fund
Funding Sources:				
Revenues and debt proceeds:				
Property Taxes	\$ 42,986,157	\$ 4,757,979	\$ 24,548,321	\$ 32,839,462
Other real property tax items	390,000	14,000	1,000	90,000
Non-property tax items	4,407,954	-	-	-
Departmental Income	32,594,481	5,340,500	9,040	-
Intergovernmental charges	128,357	-	9,658	-
Use of money and property	923,911	15,000	70,000	100,000
Licenses and Permits	1,071,000	825,000	-	200,000
Fines and Forfeitures	1,305,000	-	-	-
Sale of property and compensation for loss	267,000	-	120,000	13,000
Miscellaneous	1,033,750	150,000	100,000	400,100
State Aid	10,610,453	-	-	1,706,000
Federal Aid	992,462	-	-	-
Interfund Revenues	4,482,286	-	-	-
Appropriated Fund Balance	60,000	-	250,000	20,000
Total Funding Sources	\$ 101,252,811	\$ 11,102,479	\$ 25,108,019	\$ 35,368,562
Funding Uses:				
Expenditures:				
Salary and wages	\$ 35,227,112	\$ 5,591,479	\$ 3,948,295	\$ 12,357,019
Employee benefits and taxes	24,481,013	4,694,440	3,164,643	9,997,643
Contractual, Materials and Supplies	35,424,162	581,810	15,734,296	4,230,900
Debt Principal	3,100,000	175,000	180,000	5,500,000
Debt Interest	1,000,000	56,000	50,000	1,300,000
Equipment	1,975,950	3,750	7,000	1,983,000
Interfund Transfers	44,574	-	2,023,785	-
Total Funding Uses	\$ 101,252,811	\$ 11,102,479	\$ 25,108,019	\$ 35,368,562

Town of Huntington
Combining Annual Budgets-By Object and Source
For Fiscal Years Ending December 31, 2018

	Total Major Funds	Special Revenue Funds	Total All Funds
Funding Sources:			
Revenues and debt proceeds:			
Property Taxes	\$ 105,131,919	\$ 14,781,023	\$ 119,912,942
Other real property tax items	495,000	12,375	507,375
Non-property tax items	4,407,954	144,701	4,552,655
Departmental Income	37,944,021	3,479,463	41,423,484
Intergovernmental charges	138,015	-	138,015
Use of money and property	1,108,911	318,061	1,426,972
Licenses and Permits	2,096,000	-	2,096,000
Fines and Forfeitures	1,305,000	-	1,305,000
Sale of property and compensation for loss	400,000	2,000,000	2,400,000
Miscellaneous	1,683,850	156,585	1,840,435
State Aid	12,316,453	-	12,316,453
Federal Aid	992,462	-	992,462
Interfund Revenues	4,482,286	-	4,482,286
Appropriated Fund Balance	330,000	520,000	850,000
Total Funding Sources	\$ 172,831,871	\$ 21,412,208	\$ 194,244,079

Funding Uses:			
Expenditures:			
Salary and wages	\$ 57,123,905	\$ 3,664,459	\$ 60,788,364
Employee benefits and taxes	42,337,739	3,708,082	46,045,821
Contractual, Materials and Supplies	55,971,168	9,344,940	65,316,108
Debt Principal	8,955,000	1,380,800	10,335,800
Debt Interest	2,406,000	322,000	2,728,000
Equipment	3,969,700	578,000	4,547,700
Interfund Transfers	2,068,359	2,413,927	4,482,286
Total Funding Uses	\$ 172,831,871	\$ 21,412,208	\$ 194,244,079

**Town of Huntington
2018 Budget
Fund Balance Summary**

Fund Code	Fund Name	2016 Ending Unappropriated Fund Balance	Estimated 2017 Expenditures	Estimated 2017 Revenues	Appropriated Fund Balance *	Estimated 2017 Closing Fund Balance
A	General Fund	\$ 8,773,094	\$ 100,163,120	\$ 101,496,987	\$ 239,545	\$ 9,867,416
DB	Highway Fund	2,262,911	36,898,055	35,849,495	-	1,214,351
SR	Consolidated Refuse Fund	3,495,592	25,168,715	25,145,357	250,000	3,222,234
	<i>Sub-total Major Funds:</i>	14,531,597	162,229,890	162,491,839	489,545	14,304,001
B	Part Town	468,992	10,985,809	11,194,317	-	677,500
CB	Business Improvement Districts	-	186,505	186,505	-	-
SF1	Fire Protection	19,828	1,579,370	1,579,370	-	19,828
SL	Street Lighting	1,325,003	3,945,352	4,017,202	250,000	1,146,853
SM1	Commack Ambulance	109,774	894,156	894,156	-	109,774
SM2	Huntington Comm. Ambulance	24,073	1,856,535	1,851,750	-	19,288
SS1	Huntington Sewer	1,063,401	5,834,996	5,927,309	399,945	755,769
SS2	Centerport Sewer	(35,363)	129,887	127,267	-	(37,983)
SS3	Waste Water Disposal	458,223	1,274,291	1,326,192	120,000	390,124
SW1	Dix Hills Water District	753,766	5,440,572	5,436,174	278,450	470,918
	<i>Sub-total Special Districts:</i>	3,718,705	21,141,664	21,345,925	1,048,395	2,874,571
	Grand Total All Funds	\$ 18,719,294	\$ 194,357,363	\$ 195,032,081	\$ 1,537,940	\$ 17,856,072

* Includes 2017 appropriations during the fiscal year and 2018 budgeted appropriations.

** The Board of Trustees Fund is combined with the General Fund in compliance with GASB 54.

Town of Huntington

Revenue Definitions and Forecast Methodology

The purpose of providing the methods for forecasting revenues is to validate the forecast over time and to utilize the information in making future forecasts. The following assumptions and methods were used to formulate the revenues in the 2018 Budget:

Revenue Source	Definition	Forecast Methodology
Property Taxes-Advalorem	Property Tax is based on value of real property. The assessed value of each parcel less exemptions is the taxable value. Advalorem property taxes are based on the taxable value	Property taxes are calculated by multiplying the taxable value (tax roll) of all properties in the Town by the rate of taxation or rate per \$1,000 of assessed valuation.
Departmental Income	Income generated by each department's operations that are not fee or fine based	Historical trend analysis adjusted for any rate increases
Mortgage Tax Revenue	New York State imposes a tax on the privilege of recording a mortgage on real property located within the state a portion of which is provided to local governments	Historical trend analysis based on housing sale trends
Franchise Fee Revenue	5% of gross revenues derived from the operation of the cable system for the provision of cable services	Historical trend analysis
Interest and Earnings	Revenue derived from the investment of cash balances. The Town maximizes cash flow whenever possible to generate interest earnings.	Historical trend analysis adjusted for rate changes
Licenses and Permits	Building and engineering permits, animal licenses, bingo permits, parking permits, mooring permits, filming permits, GIS fees, accessory apartment permits and sign permits	Historical trend analysis
Fines and Forfeitures	Settlement of cases taken to court.	Historical trend analysis
Miscellaneous	Revenues that do not fit into any one of the other revenue categories and includes sale of property	Historical trend analysis
Federal and State Aid	Funding provided by the Federal and State government based on allocations for bus operations, youth services, energy efficiency programs, nutrition programs	Historical trend analysis adjusted for any Federal/State funding allocation modifications
Interfund Revenues	Allocation of common costs	Allocation of common costs based on the 2018 budget costs

Town of Huntington Major 2018 Revenue Sources

The Town of Huntington's primary source of revenue is the local real property tax. Charges and fees assessed by town departments is a distant second. Other sources include the mortgage tax, franchise revenue, state aid, federal aid and interest revenue. In 2018, the total budgeted revenue for all funds is \$194,244,079, which includes the use of fund and reserve balances and transfers between funds. All funds are balanced. Therefore, total revenues equal total expenses.

Funding Sources	Actual 2016	Modified Budget 2017	Projected 2017	Budget 2018	% of Revenue	% Change 2018 vs. 2017
Property Tax	\$ 115,031,123	\$ 118,236,701	\$ 118,358,806	\$ 120,420,317	62.0%	1.8%
Departmental Income	41,281,097	41,480,260	41,229,118	41,423,484	21.3%	-0.1%
Non-Property Tax Items	4,860,480	4,402,655	4,602,655	4,552,655	2.3%	3.4%
Intergovernmental Charges	154,678	213,015	138,015	138,015	0.1%	-35.2%
Use of Money and Property	1,683,181	1,458,396	1,515,201	1,426,972	0.7%	-2.2%
Licenses and Permits	2,155,292	2,151,000	2,063,250	2,096,000	1.1%	-2.6%
Fines and Forfeitures	1,160,476	1,305,000	1,237,000	1,305,000	0.7%	0.0%
Sale of Property/Loss Compensation	1,418,185	2,036,748	2,000,925	2,400,000	1.2%	17.8%
Federal and State Aid	14,493,201	13,667,891	14,261,049	13,308,915	6.9%	-2.6%
Interfund Revenues	4,563,314	4,767,848	4,767,848	4,482,286	2.3%	-6.0%
Miscellaneous	1,720,231	1,306,196	1,560,321	1,840,435	0.9%	40.9%
Appropriated Fund Balance/Reserves	-	3,297,893	3,297,896	850,000	0.4%	-74.2%
Total Funding Sources	\$ 188,521,258	\$ 194,323,603	\$ 195,032,084	\$ 194,244,079	100%	0.0%

Property Tax

The property tax is the largest and most important revenue source for the Town. As the default revenue source, it must cover all expenses that cannot be funded by other sources. Property taxes are a function of the Town's revenue needs, assessed values of properties within the Town and the equalization rate set by New York State.

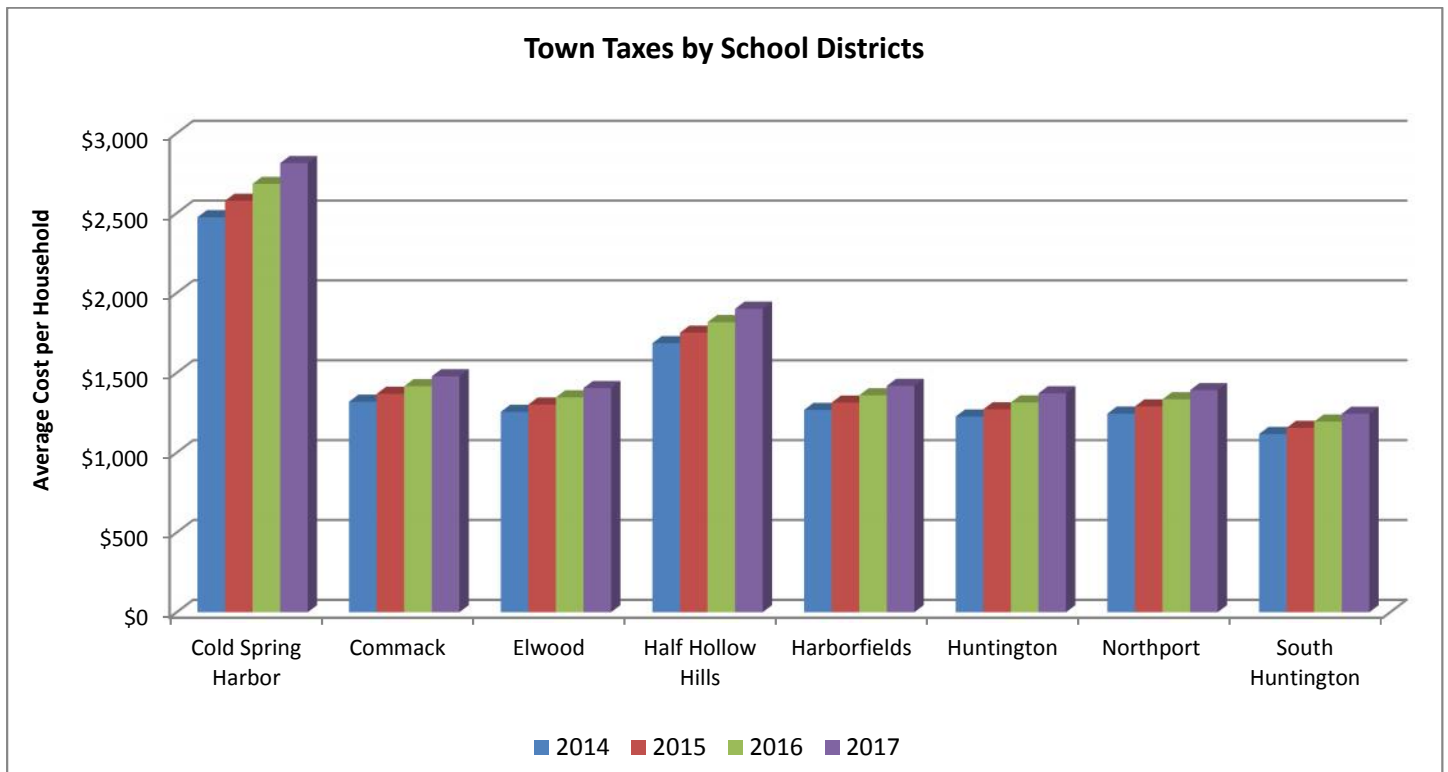
The Town Assessor determines the value of each parcel of taxable real property within the town. The total value of all of the taxable properties (minus exemptions) becomes the tax base from which the revenue required by the town must be obtained. The tax rate is calculated by dividing the revenue required by the total assessed valuation of all taxable properties. Each owner is taxed based on his proportion of the total tax base.

Year Ended	Total Net Assessed Value	State Equalization Rate	Full Valuation
2017	324,025,888	0.85%	38,120,692,706
2016	325,208,126	0.86%	37,814,898,372
2015	325,757,112	0.89%	36,601,922,697
2014	327,205,498	0.90%	36,356,166,444
2013	328,724,473	0.90%	36,524,941,444
2012	331,665,948	0.88%	37,689,312,273
2011	334,313,198	0.88%	37,990,136,136
2010	336,722,881	0.82%	41,063,765,976
2009	337,879,941	0.76%	44,457,886,974
2008	338,964,210	0.77%	44,021,325,974

Town of Huntington Major 2018 Revenue Sources

Property tax revenue in 2018 is budgeted at \$120 million for all taxing districts and represents 62% of Town operating revenues. The 2017 property tax revenue was \$118 million and represented 62% of the operating revenues for all taxing districts. This increase in tax revenue is a result of raising taxes to offset the increase in contractual commitments.

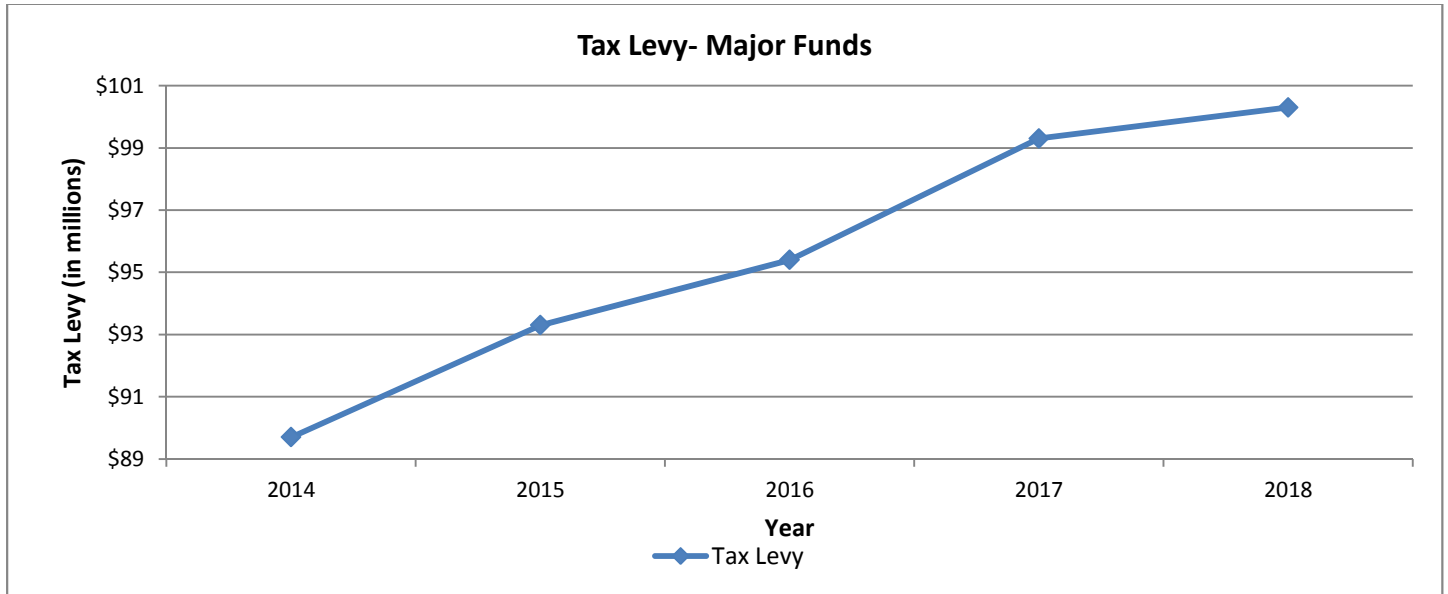
The Town typically collects approximately 97% of the tax levy. It is important to note, however, that all uncollected taxes become the responsibility of Suffolk County. The Town is guaranteed 100% of the tax revenue and, therefore, is not required to budget for uncollectible tax revenue. Town taxes, in fact, comprise about 6-8% of the average resident's property tax bill.



Town of Huntington Major 2018 Revenue Sources

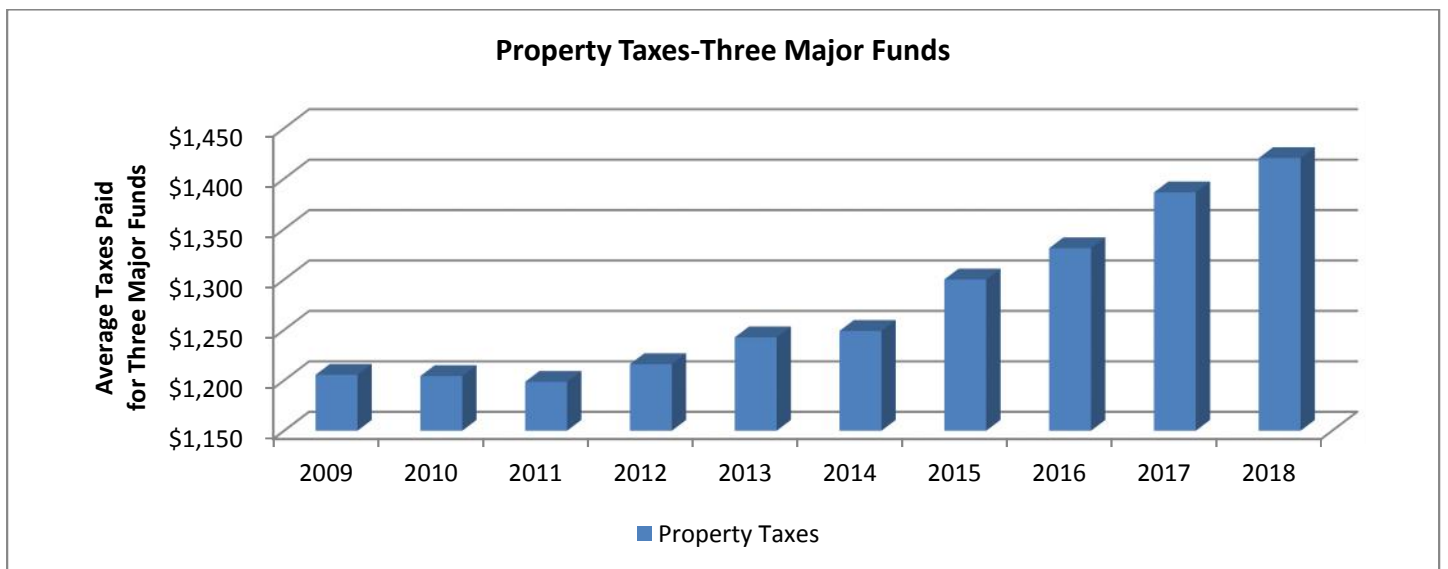
Three Major Funds (General Fund, Highway and Refuse District)

The 2018 property tax revenue for the three major funds comprise \$100.3 million or 51.7% of the total Town revenue. This is an increase of \$1 million or 1% as compared to the 2017 property tax revenue of \$99.3 million. This is a direct result of the contractual increases and health insurance.



The Tax rates for these three funds affect all Town residents. The tax rate for the General Fund and the Highway Fund is calculated based on the assessed value of the property while the Refuse District residents pay an assessment that is calculated by dividing the tax revenue needed by the number of households in the district.

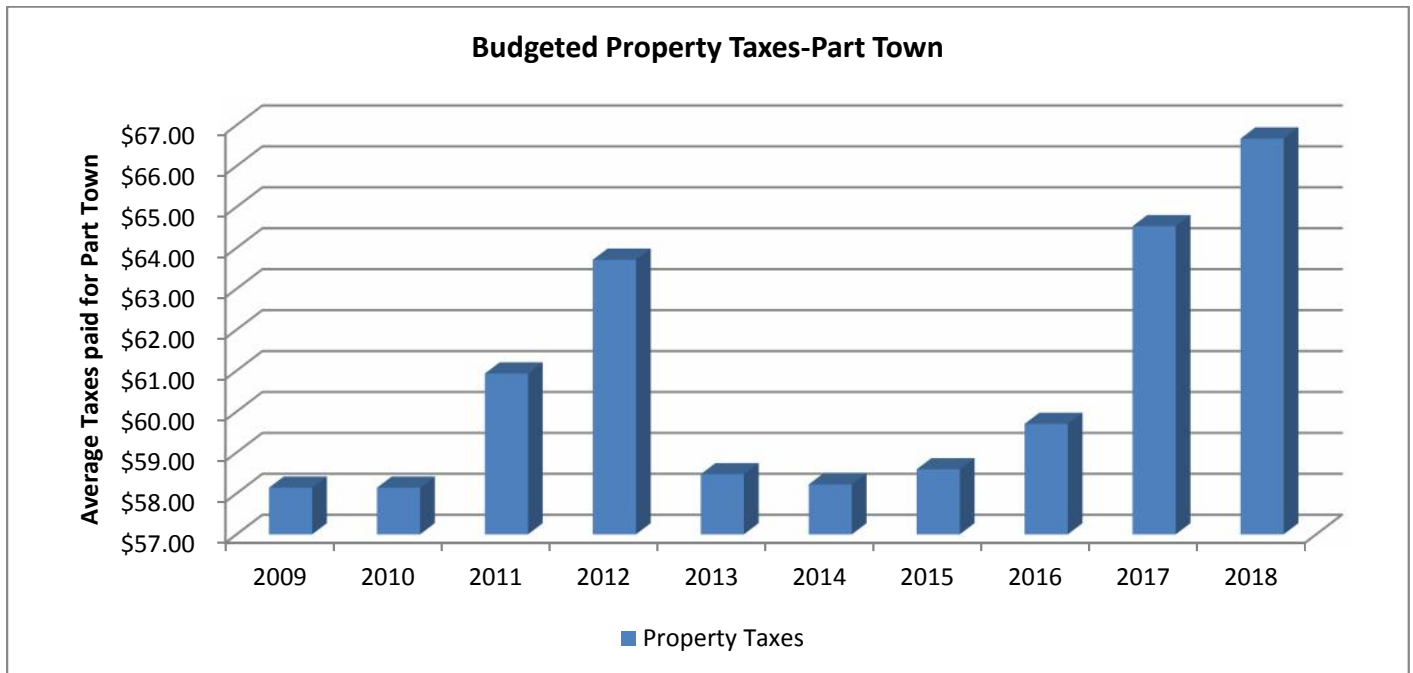
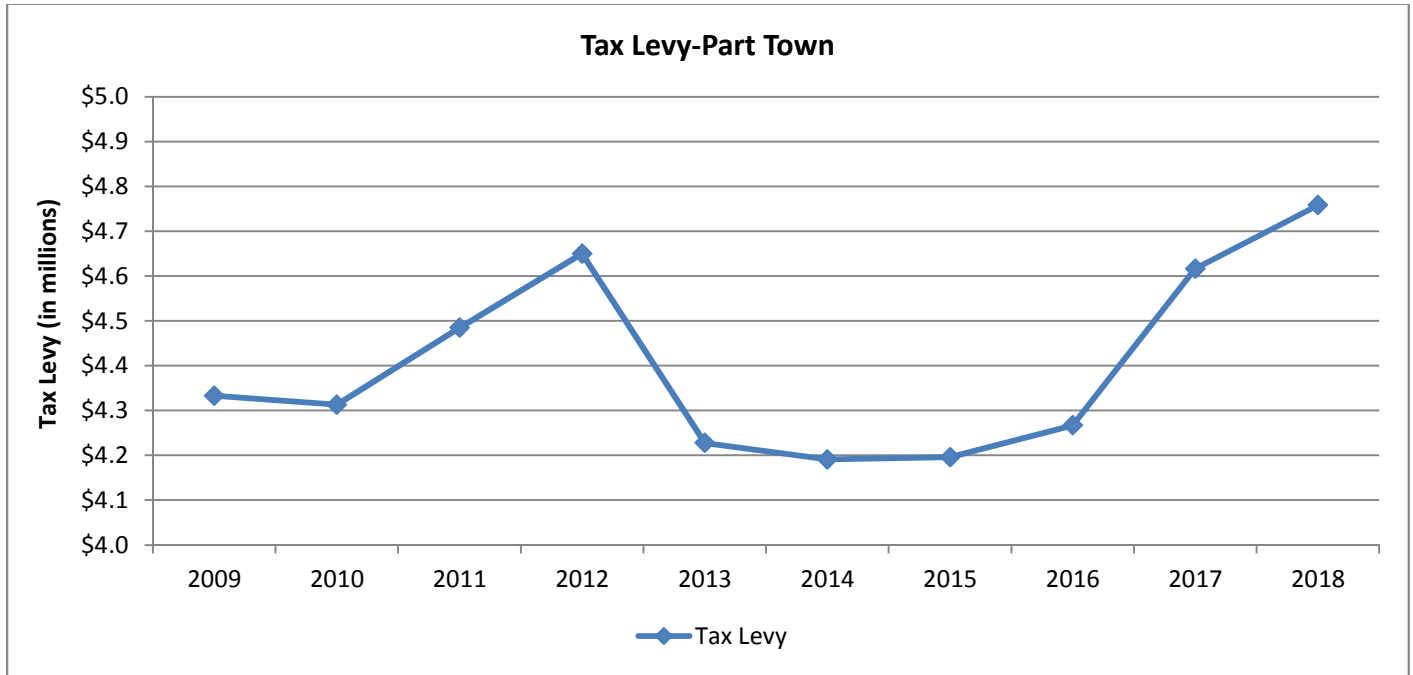
The following is a historical analysis of the budgeted combined tax rates for a home that has an averaged assessed value of \$4,100 or a market value of \$482,353.



Town of Huntington Major 2018 Revenue Sources

Part Town Fund

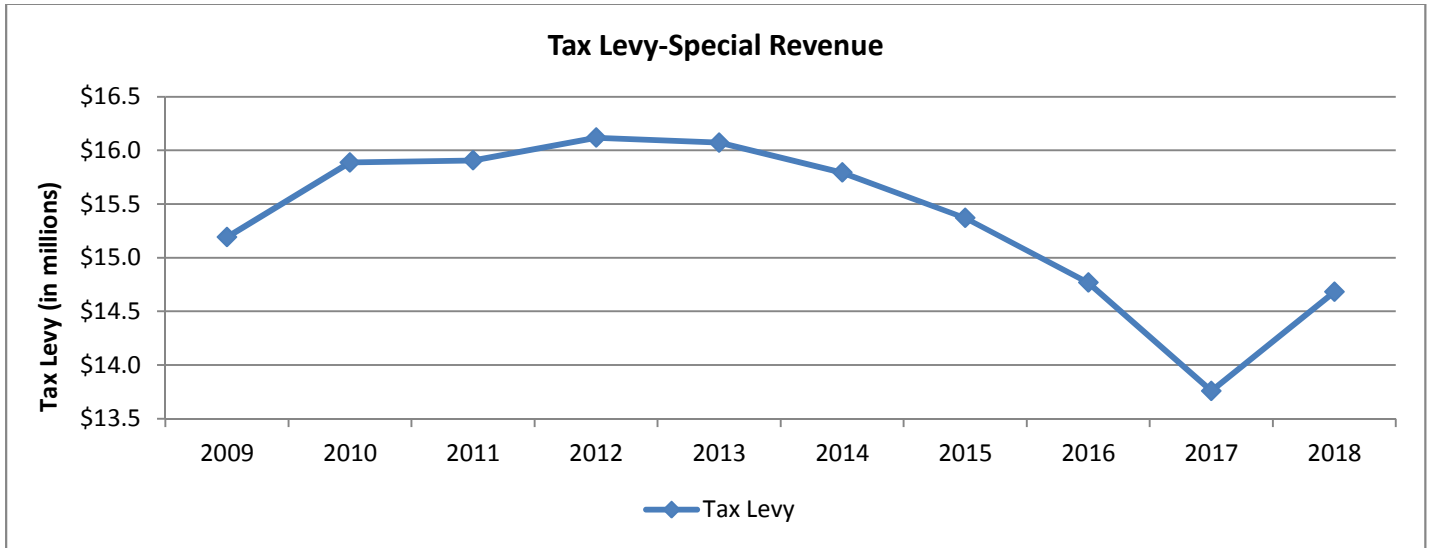
The 2018 property tax revenue for Part Town is \$4.7 million or 2.4% of the total Town revenue. This is an increase of \$140,000 as compared to the 2017 property tax revenue of \$4.6 million. This is a direct result of the anticipated increase in health insurance costs.



Town of Huntington Major 2018 Revenue Sources

Special Revenue Funds

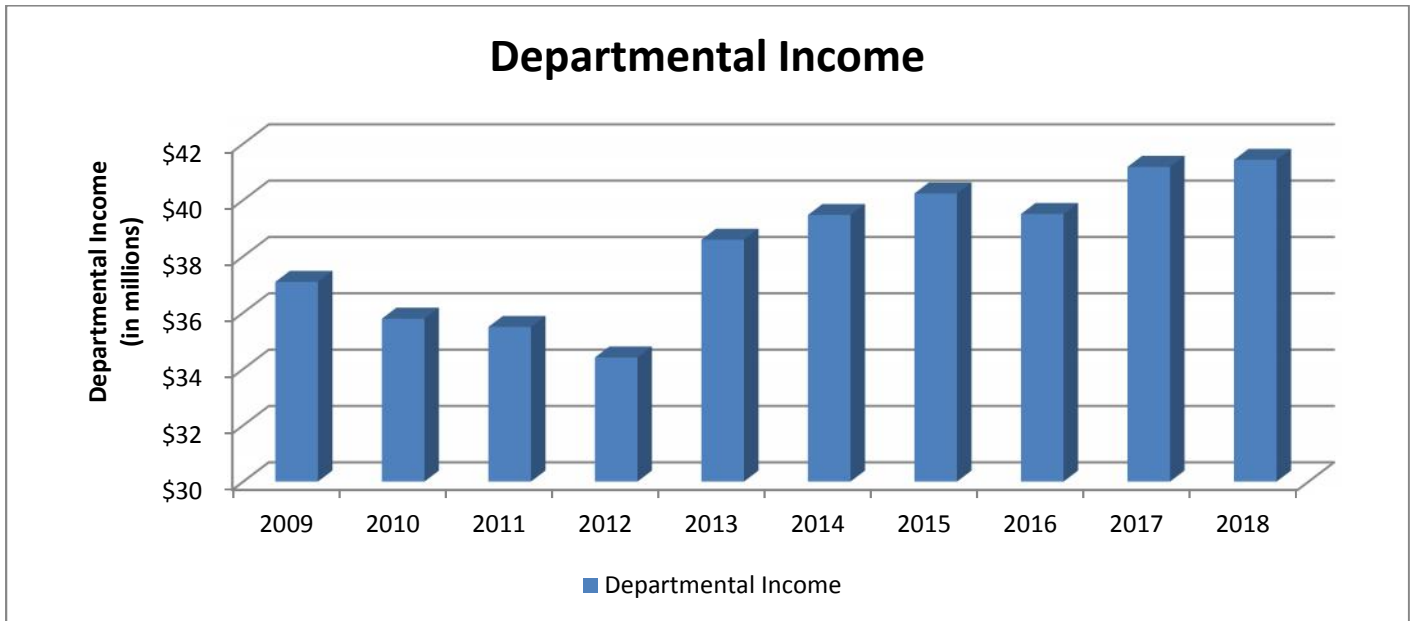
The 2018 property tax revenue for the Special Revenue funds combined comprise \$14.7 million or 7.6% of the total Town revenue. This is an increase of approximately \$.9 million or 6.7% as compared to the 2017 property tax revenue of \$13.8 million.



Departmental Income

The 2018 departmental income for the Town consists of various fees for recreation programs, senior programs and adult education programs and revenue generated by the Town’s resource recovery plant.

Departmental revenue of \$41.4 million for 2018 accounts for 21.3% of the Town’s total revenue budget, an increase of \$.2 million or .05% from 2017.



Town of Huntington

Fund Structure

Major Funds

General Fund accounts for all general government activity townwide and the services traditionally provided to the Town's residents. This includes services provided by the Town Board and Town Supervisor, as well as the following administrative offices: Assessor, Audit & Control, Town Clerk, Tax Receiver, Personnel, Town Attorney, Audit & Control and Information Technology in addition to Parks and Recreation Services, General Services for buildings and grounds maintenance, Animal Control, Engineering, Public Safety, Human Services, Maritime services, Resource Recovery and Recycling, Bus Operations and the Planning Department.

Part Town Fund accounts for all government activity for services not provided to Villages within the Town. This includes fire inspection services, building department services, accessory apartment services, zoning services and code enforcement services.

Consolidated Refuse District Fund accounts for sanitation, recycling and yard-waste collection services provided by both municipal employees and private contractors.

Non-Major Funds

Highway Fund accounts for the maintenance and repair of over 800 lane miles of streets, roads, right-of-ways and all drainage systems throughout the Town that are not within Villages.

Debt Service Fund accounts for the extinguishment of refinanced debt.

Board of Trustees Fund accounts for the administration of town properties

Business Improvement Districts accounts for funding for the three business districts throughout the Town: Huntington Village, Cold Spring Harbor Village and Huntington Station Village.

Special District Funds

Fire Protection Funds accounts for the contracted funding provided by the Town Fire Protection District #1.

Street Lighting Fund accounts for the operational and administrative services providing streetlights on town, county and state roads throughout the Town and municipal commuter parking lots and garages other than those that are incorporated Villages.

Ambulance Districts accounts for the contracted funding of both the Commack Ambulance District (SM1) and the Huntington Community Ambulance (SM2) to provide emergency services to Town residents.

Town of Huntington

Fund Structure

Special District Funds (continued)

Huntington Sewer Districts accounts for the operation of sewage treatment plant that processes 2.5 million gallons of sewage per day from over 1400 parcels located within the district.

Centerport Sewer Districts accounts for the inter-municipal agreement with the Village of Northport that processes sewage at the Northport Sewage Treatment Plant for Town residents that are within the district.

Waste Water Disposal District accounts for operations of the scavenger waste facility where residential waste trucks service Town residents and process the waste into the Town's Sewage Treatment Plant.

Dix Hills Water District accounts for the public water supply providing 8,400 homes and businesses within the district high quality drinking water through the operation of 17 water supply wells at 11 sites.

Component Units

The following three entities are legally separate component units of the Town and because of the nature and significance of their relationship with the primary government, are combined in the Town's Comprehensive Annual Financial Report (CAFR). These component units are governed by legally separate boards and their annual budgets are not included in the Town's adopted budgets.

Community Development Agency- A separate public benefit corporation created by state legislation to promote the safety, health and welfare of Town residents. This entity is reported as a Special Revenue Fund in the CAFR.

Local Development Corporation- A separate public benefit corporation created by the Board to conduct activities that will relieve and reduce unemployment, promote and provide maximum employment, improve and maintain job opportunities, lessen the burden of governments and act in the public interest. This entity is reported as a Special Revenue Fund in the CAFR.

Greenlawn Water District- Special district of the Town of Huntington that provides water services to residents and business within the district. This entity is combined with the Town's Water District and reported as a Non-major Governmental Special District.

South Huntington Water District - Special district of the Town of Huntington that provides water services to residents and business within the district. This entity is combined with the Town's Water District and reported as a Non-major Governmental Special District.

**Town of Huntington
Fund and Function Relationship Matrix**

Department Name	General Fund	Part Town Fund	Consolidated Refuse Fund	Highway Fund	Business Improvement District	Fire Districts	Streetlighting District
Assessor	X						
Audit & Control	X	X	X	X	X	X	X
Engineering	X	X					
Environmental Waste	X		X				
General Services	X						
Highway	X			X			
Human Services	X						
Information Tech	X	X	X	X			X
Maritime Services	X						
Parks & Recreation	X						
Planning & Environ	X	X					
Public Safety	X	X					
Receiver of Taxes	X						
Town Attorney	X	X					
Town Clerk	X	X					
Town Historian	X						
Transportation & Traffic	X	X					X
Youth Bureau	X						

**Town of Huntington
Fund and Function Relationship Matrix**

Department Name	Commack Ambulance District	Huntington Community Ambulance District	Huntington Sewer District	Centerport Sewer District	Waste Water District	Dix Hills Water District
Assessor						
Audit & Control	X	X	X	X	X	X
Engineering						X
Environmental Waste			X	X	X	
General Services						
Highway						
Human Services						
Information Tech						X
Maritime Services						
Parks & Recreation						
Planning & Environ						
Public Safety						
Receiver of Taxes						
Town Attorney						
Town Clerk						
Town Historian						
Transportation & Traffic						
Youth Bureau						

Fund Budgets



Town of Huntington
General Fund-By Function
For Fiscal Years Ending December 31, 2018

	Actual 2016	Revised 2017	Projected 2017	Budget 2018
Funding Sources:				
Program revenue and debt proceeds:				
General Government	\$ 17,240,562	\$ 15,309,846	\$ 16,090,181	\$ 15,757,121
Public Safety	2,006,672	2,105,000	2,101,000	2,165,000
Health	266,171	350,531	350,531	305,531
Transportation	1,294,548	1,269,085	1,269,085	1,269,085
Economic Assistance and Opportunity	689,889	623,000	623,000	628,000
Culture and Recreation	8,549,732	8,549,043	8,352,400	8,653,043
Home and Community Services	22,232,096	23,125,038	23,125,023	23,132,838
Interfund Service Charges	4,534,895	4,767,538	4,767,538	4,482,286
Unallocated Revenue	42,022,169	43,634,644	43,823,476	44,799,907
Appropriated Fund Balance	-	994,753	994,753	60,000
Total Funding Sources	\$ 98,836,734	\$ 100,728,478	\$ 101,496,987	\$ 101,252,811

Funding Uses:

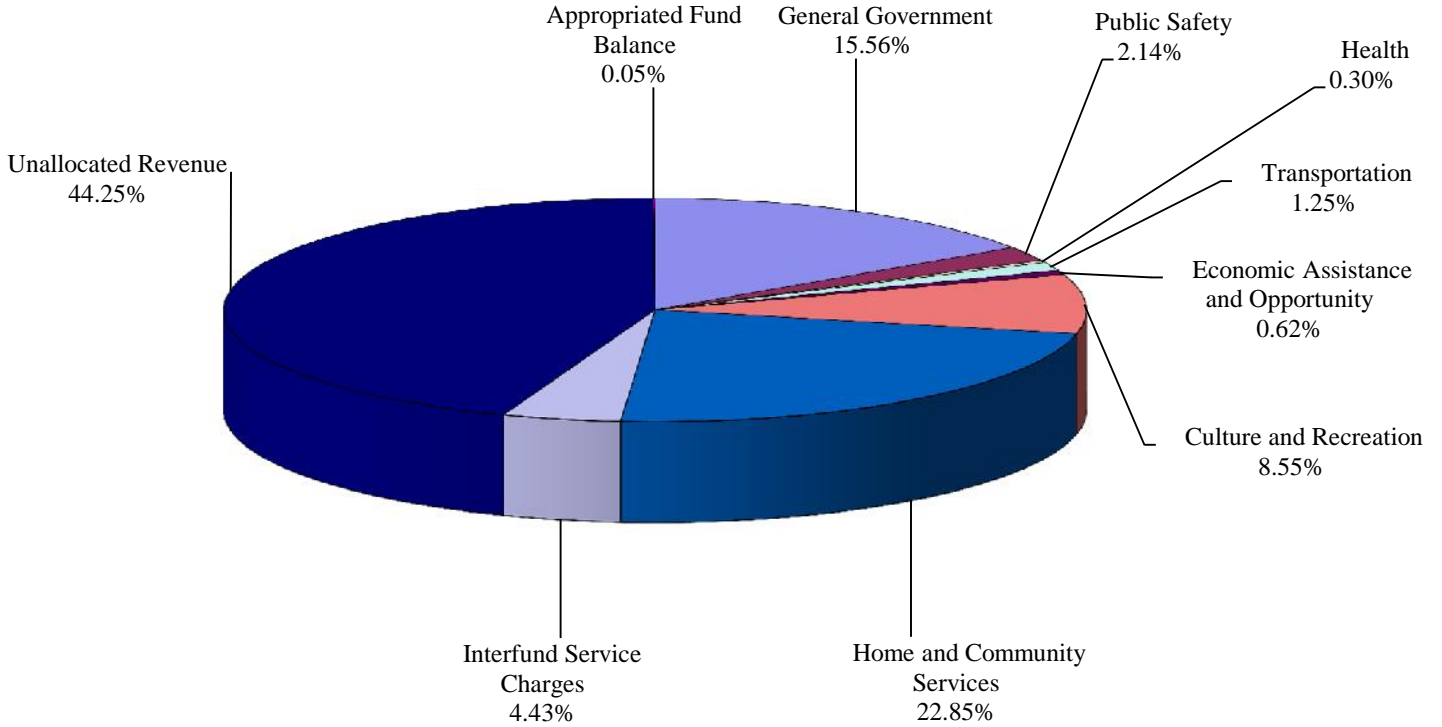
Program Expenditures:

General Government	\$ 33,303,120	\$ 37,250,360	\$ 36,784,765	\$ 37,065,509
Public Safety	7,408,812	7,836,403	7,731,415	8,054,692
Health	798,663	862,708	862,708	861,070
Transportation	6,893,453	7,304,151	7,206,699	7,522,623
Economic Assistance and Opportunity	2,954,648	3,221,274	3,185,479	3,326,333
Culture and Recreation	15,966,134	16,983,808	16,752,906	17,326,963
Home and Community Services	22,344,834	22,868,597	22,829,631	22,951,047
Debt Service Transfers	4,371,558	4,480,000	4,405,000	4,100,000
Interfund Transfers	3,235,390	804,517	404,517	44,574
Total Funding Uses	\$ 97,276,612	\$ 101,611,818	\$ 100,163,120	\$ 101,252,811

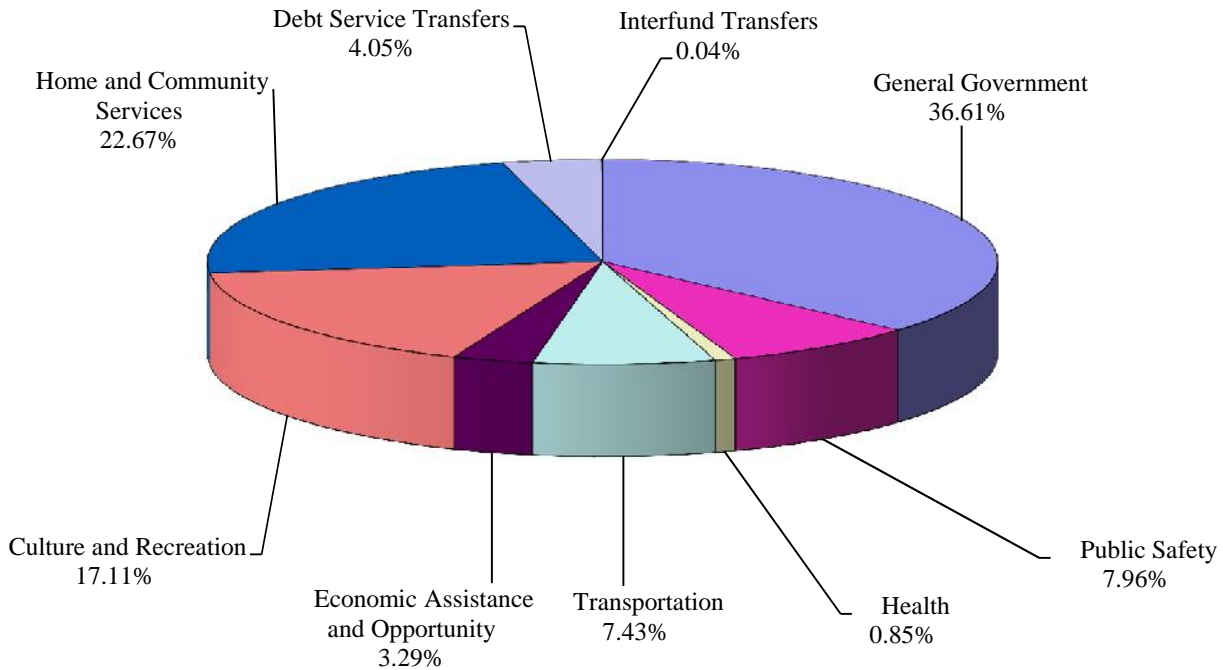
1. The Budget 2017 column includes prior year encumbrances funded by the Reserve for Encumbrances.
2. The Board of Trustees Fund is combined with the General Fund in compliance with GASB 54.

**Town of Huntington
General Fund-By Function
For Fiscal Years Ending December 31, 2018**

2018 PROGRAM REVENUE



2018 PROGRAM EXPENDITURES



Town of Huntington
General Fund-By Object and Source
For Fiscal Years Ending December 31, 2018

	Actual 2016	Revised 2017	Projected 2017	Budget 2018
Funding Sources:				
Revenues and debt proceeds:				
Property Taxes	\$ 39,577,618	\$ 42,129,825	\$ 42,218,885	\$ 42,986,157
Other real property tax items	365,187	348,045	348,045	390,000
Non-property tax items	4,715,779	4,257,954	4,457,954	4,407,954
Departmental Income	31,688,875	32,455,481	32,352,113	32,594,481
Intergovernmental charges	138,365	203,357	128,357	128,357
Use of money and property	1,125,916	949,235	992,636	923,911
Licenses and Permits	1,048,059	1,026,000	1,030,500	1,071,000
Fines and Forfeitures	1,160,476	1,305,000	1,237,000	1,305,000
Sale of property and compensation for loss	1,048,705	279,200	298,000	267,000
Miscellaneous	1,113,249	771,675	919,606	1,033,750
State Aid	11,329,131	10,247,953	10,759,138	10,610,453
Federal Aid	990,479	992,462	992,462	992,462
Interfund Revenues	4,534,895	4,767,538	4,767,538	4,482,286
Appropriated Fund Balance	-	994,753	994,753	60,000
Total Funding Sources	\$ 98,836,734	\$ 100,728,478	\$ 101,496,987	\$ 101,252,811

Funding Uses:

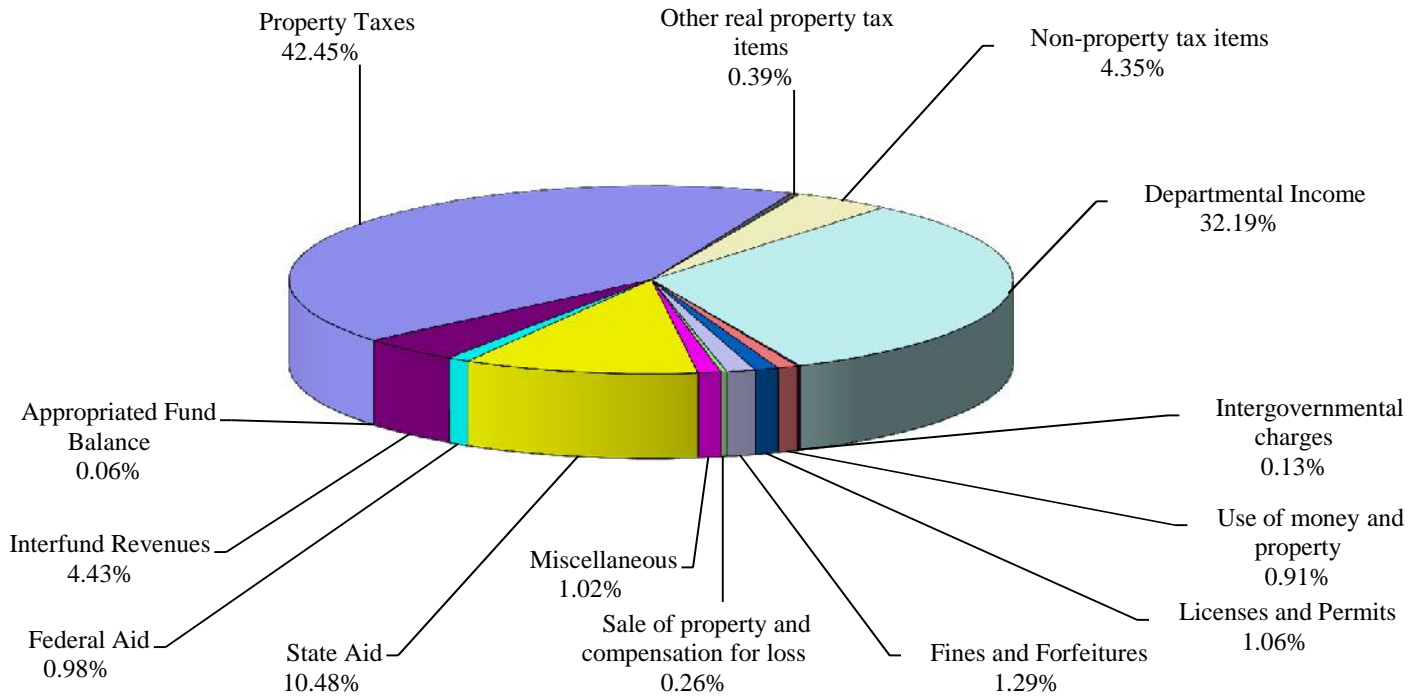
Expenditures:

Salary and wages	\$ 34,698,848	\$ 34,337,960	\$ 34,369,402	\$ 35,227,112
Employee benefits and taxes	21,246,619	23,875,277	23,045,891	24,481,013
Contractual, Materials and Supplies	33,303,053	36,097,892	35,921,139	35,424,162
Debt Principal	3,481,745	3,480,000	3,450,000	3,100,000
Debt Interest	889,813	1,000,000	955,000	1,000,000
Fixed Assets	421,143	2,016,171	2,017,171	1,975,950
Interfund Transfers	3,235,390	804,517	404,517	44,574
Total Funding Uses	\$ 97,276,611	\$ 101,611,817	\$ 100,163,120	\$ 101,252,811

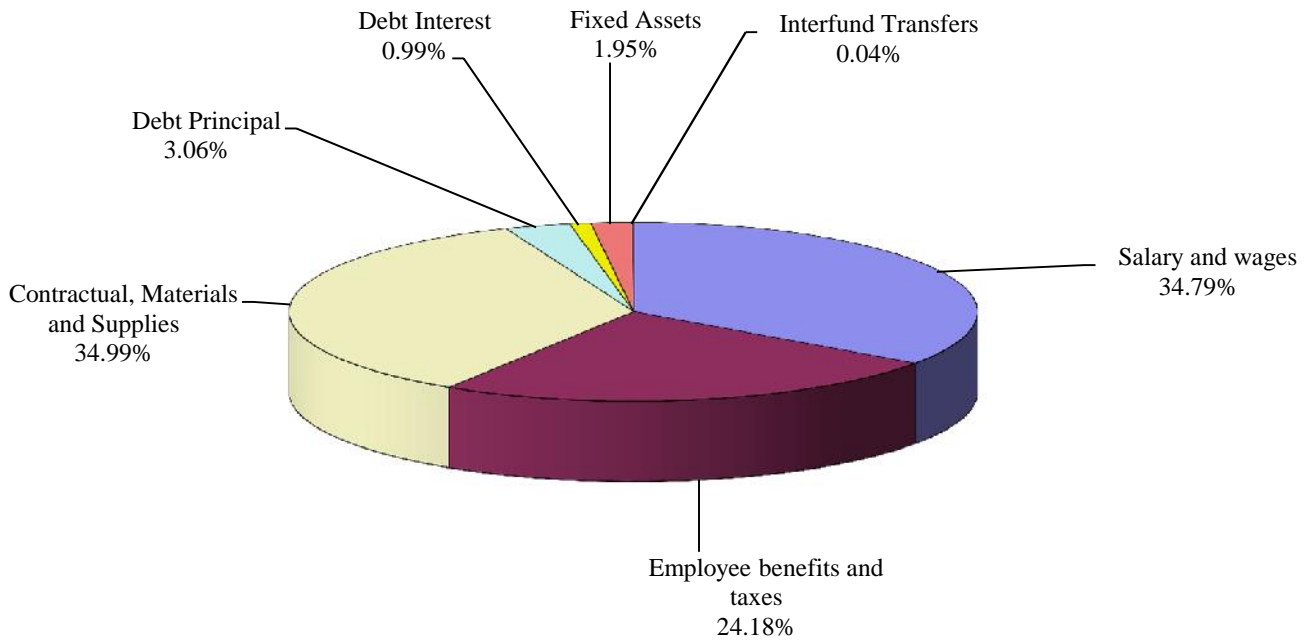
1. The Budget 2017 column includes prior year encumbrances funded by the Reserve for Encumbrances.
2. The Board of Trustees Fund is combined with the General Fund in compliance with GASB 54.

**Town of Huntington
General Fund-By Object and Source
For Fiscal Years Ending December 31, 2018**

2018 REVENUE BY SOURCE



2018 EXPENDITURES BY OBJECT



Town of Huntington
Highway Fund-By Function
For Fiscal Years Ending December 31, 2018

	Actual 2016	Revised 2017	Projected 2017	Budget 2018
Funding Sources:				
Program revenue and debt proceeds:				
General Government	\$ 22	\$ -	\$ 7	\$ -
Transportation	3,055,295	2,735,476	2,707,949	1,914,000
Interfund Service Charges	-	255	255	-
Unallocated Revenue	32,255,450	32,989,357	33,116,539	33,434,562
Appropriated Fund Balance	-	24,745	24,745	20,000
Total Funding Sources	\$ 35,310,767	\$ 35,749,833	\$ 35,849,495	\$ 35,368,562

Funding Uses:

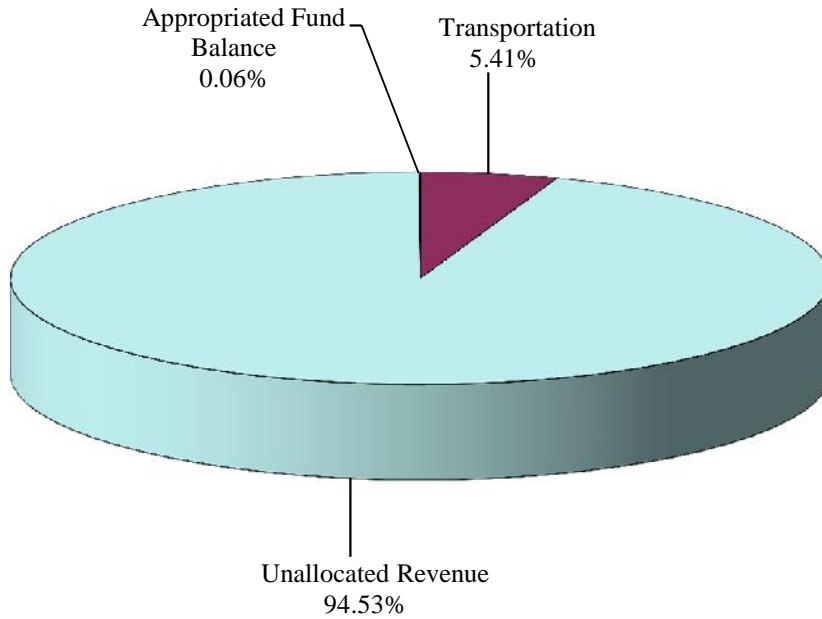
Program Expenditures:

General Government	\$ 180,744	\$ 2,418,613	\$ 1,979,200	\$ 239,200
Transportation	27,159,664	27,735,153	27,918,855	28,329,362
Debt Service Transfers	7,386,282	6,835,000	7,000,000	6,800,000
Interfund Transfers	560,397	-	-	-
Total Funding Uses	\$ 35,287,087	\$ 36,988,766	\$ 36,898,055	\$ 35,368,562

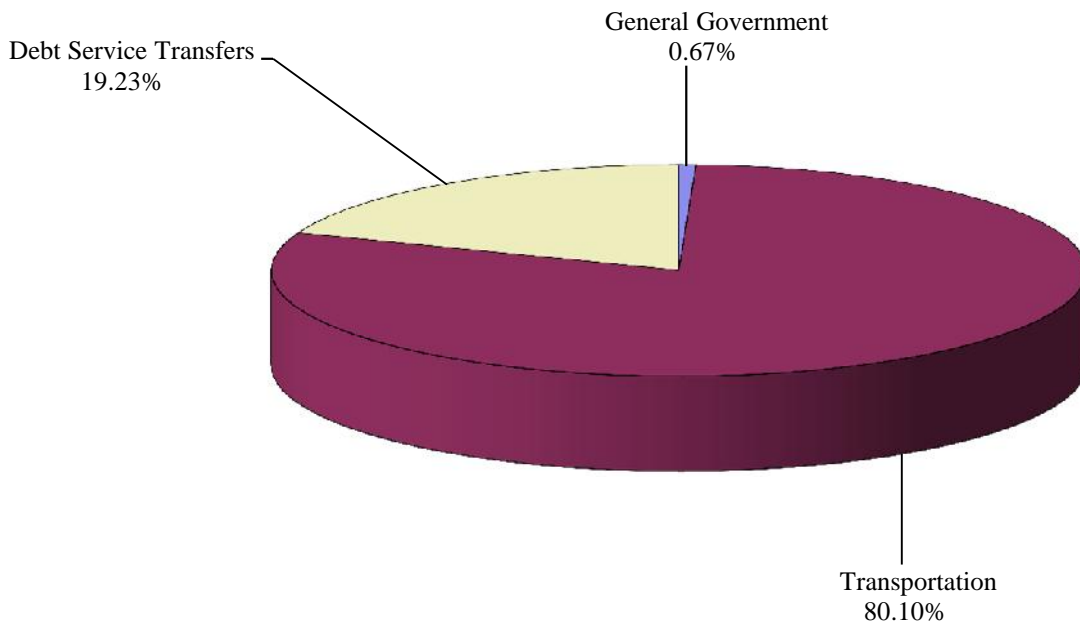
1. The Budget 2017 column includes prior year encumbrances funded by the Reserve for Encumbrances.

**Town of Huntington
Highway Fund-By Function
For Fiscal Years Ending December 31, 2018**

2018 PROGRAM REVENUE



2018 PROGRAM EXPENDITURES



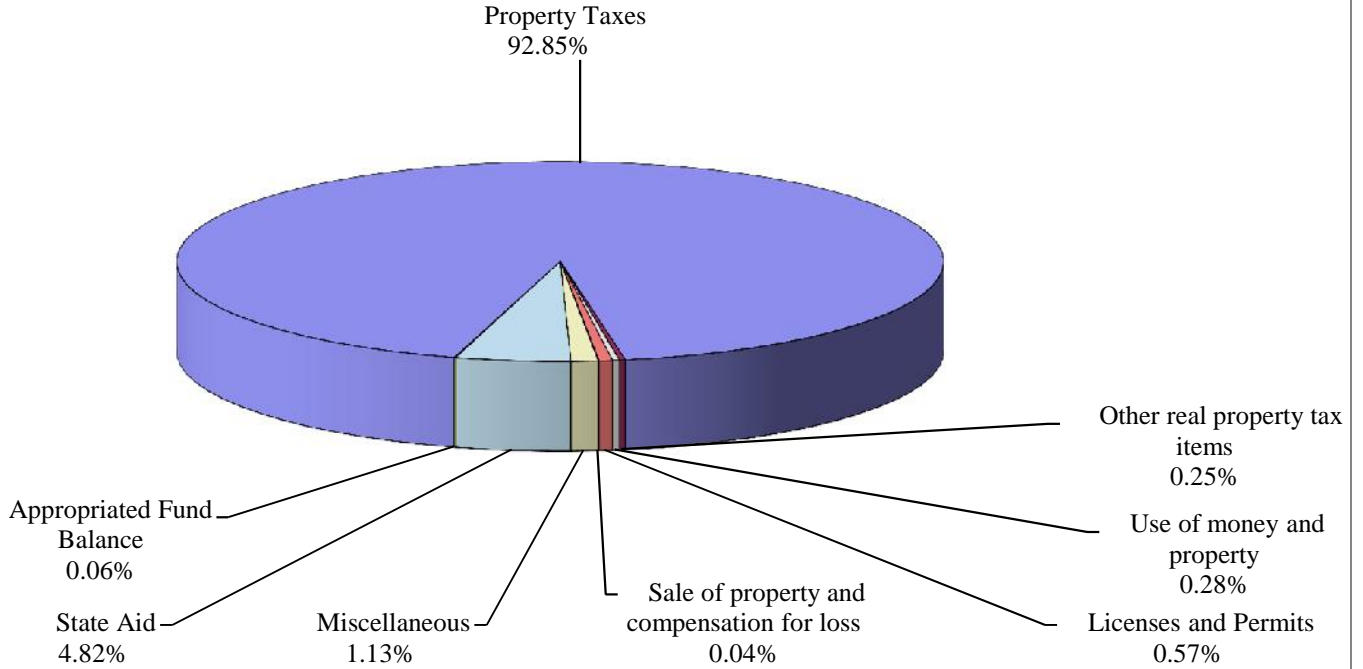
Town of Huntington
Highway Fund-By Object and Source
For Fiscal Years Ending December 31, 2018

	Actual 2016	Revised 2017	Projected 2017	Budget 2018
Funding Sources:				
Revenues and debt proceeds:				
Property Taxes	\$ 31,713,152	\$ 32,597,757	\$ 32,597,757	\$ 32,839,462
Other real property tax items	60,222	66,500	66,500	90,000
Departmental Income	560,438	-	7	-
Intergovernmental charges	5,412	-	-	-
Use of money and property	146,765	80,000	110,000	100,000
Licenses and Permits	291,475	300,000	190,000	200,000
Sale of property and compensation for loss	149,318	13,000	120,500	13,000
Miscellaneous	210,394	240,100	230,282	400,100
State Aid	2,173,591	2,427,476	2,509,449	1,706,000
Interfund Transfers	-	255	255	-
Appropriated Fund Balance	-	24,745	24,745	20,000
Total Funding Sources	\$ 35,310,767	\$ 35,749,833	\$ 35,849,495	\$ 35,368,562
Funding Uses:				
Expenditures:				
Salary and wages	\$ 12,293,196	\$ 11,994,944	\$ 12,158,999	\$ 12,357,019
Employee benefits and taxes	8,736,810	9,369,513	9,230,215	9,997,643
Contractual, Materials and Supplies	3,945,455	6,092,833	5,812,365	4,230,900
Debt Principal	5,998,752	5,540,000	5,600,000	5,500,000
Debt Interest	1,387,530	1,295,000	1,400,000	1,300,000
Fixed Assets	2,364,947	2,696,476	2,696,476	1,983,000
Interfund Transfers	560,397	-	-	-
Total Funding Uses	\$ 35,287,087	\$ 36,988,766	\$ 36,898,055	\$ 35,368,562

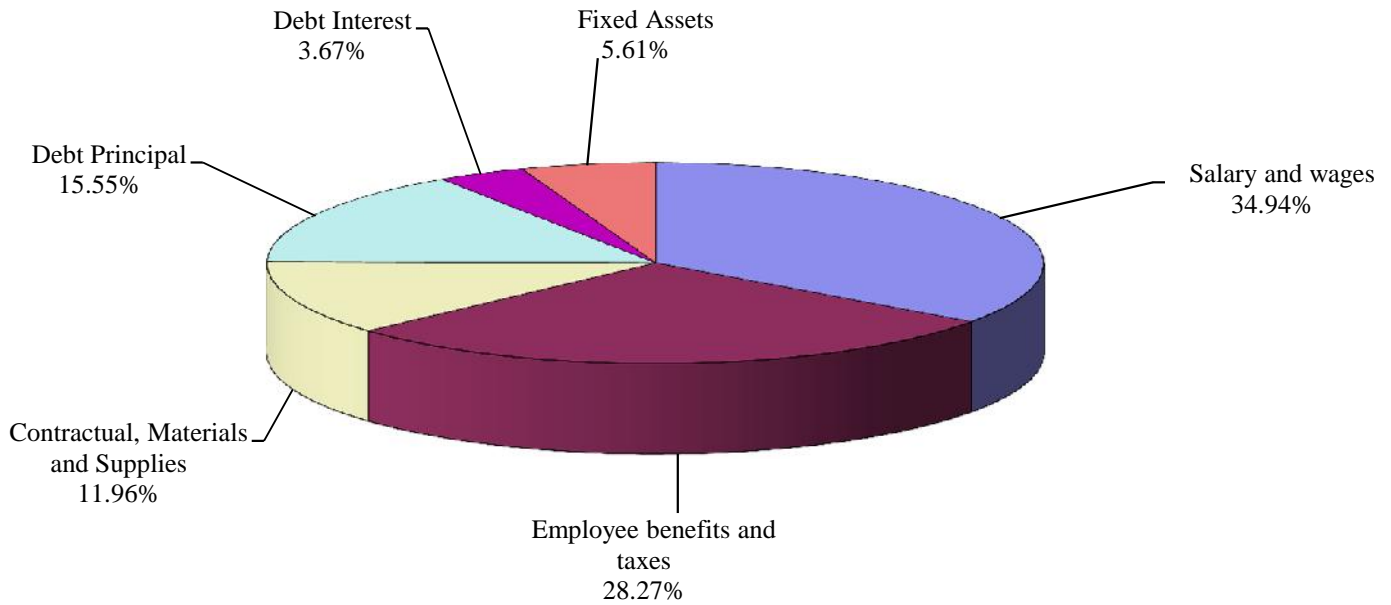
1. The Budget 2017 column includes prior year encumbrances funded by the Reserve for Encumbrances.

Town of Huntington
Highway Fund-By Object and Source
For Fiscal Years Ending December 31, 2018

2018 REVENUE BY SOURCE



2018 EXPENDITURES BY OBJECT



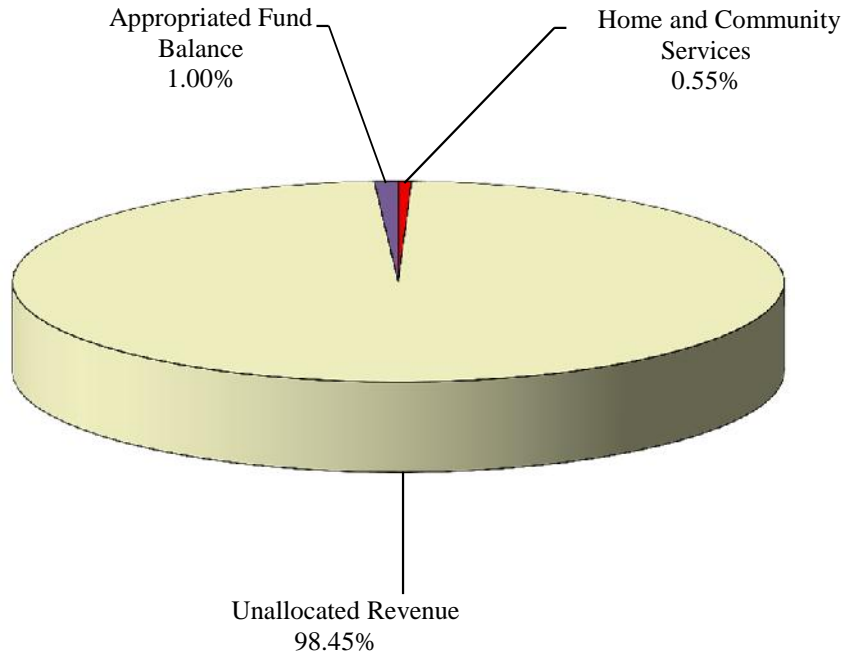
Town of Huntington
Consolidated Refuse Fund-By Function
For Fiscal Years Ending December 31, 2018

	Actual 2016	Revised 2017	Projected 2017	Budget 2018
Funding Sources:				
Program revenue and debt proceeds:				
Home and Community Services	69,414	58,698	114,303	138,698
Interfund Service Charges	-	-	-	
Unallocated Revenue	24,310,624	24,691,261	24,731,054	24,719,321
Appropriated Fund Balance	-	300,000	300,000	250,000
Total Funding Sources	\$ 24,380,038	\$ 25,049,959	\$ 25,145,357	\$ 25,108,019
Funding Uses:				
Program Expenditures:				
General Government	\$ 87,482	\$ 151,866	\$ 120,000	\$ 106,000
Home and Community Services	21,249,686	22,539,515	22,695,754	22,748,234
Debt Service Transfers	193,865	218,000	210,000	230,000
Interfund Transfers	2,066,310	2,142,961	2,142,961	2,023,785
Total Funding Uses	\$ 23,597,343	\$ 25,052,342	\$ 25,168,715	\$ 25,108,019

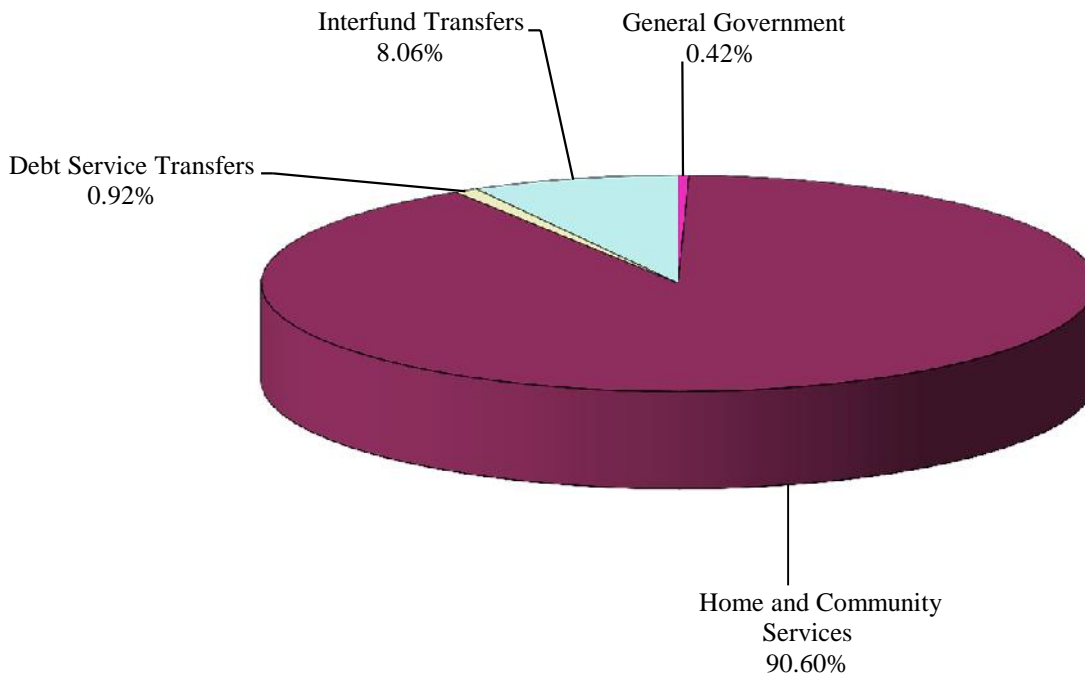
1. The Budget 2017 column includes prior year encumbrances funded by the Reserve for Encumbrances.

**Town of Huntington
Consolidated Refuse Fund-By Function
For Fiscal Years Ending December 31, 2018**

2018 PROGRAM REVENUE



2018 PROGRAM EXPENDITURES



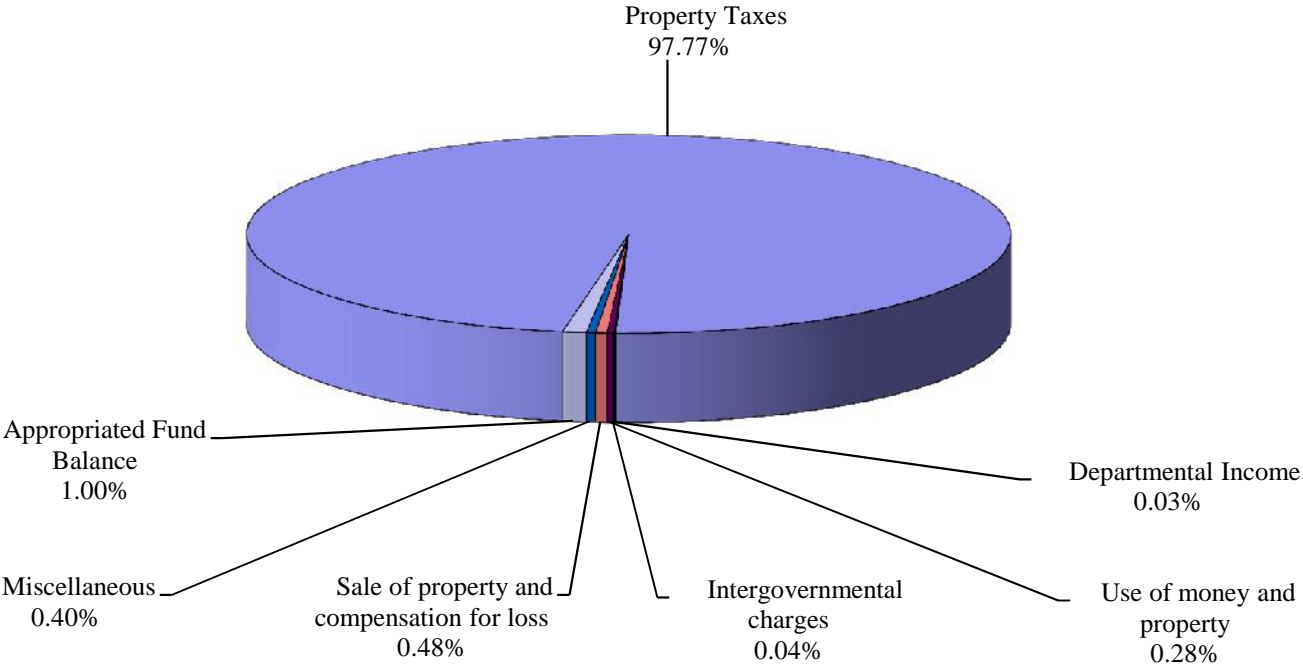
Town of Huntington
Consolidated Refuse Fund-By Object and Source
For Fiscal Years Ending December 31, 2018

	Actual 2016	Revised 2017	Projected 2017	Budget 2018
Funding Sources:				
Revenues and debt proceeds:				
Property Taxes	\$ 24,160,829	\$ 24,570,261	\$ 24,570,261	\$ 24,548,321
Other real property tax items	210	1,000	250	1,000
Departmental Income	8,430	9,040	9,040	9,040
Intergovernmental charges	10,900	9,658	9,658	9,658
Use of money and property	72,570	70,000	80,200	70,000
Sale of property and compensation for loss	77,374	40,000	124,850	120,000
Miscellaneous	49,725	50,000	51,098	100,000
Appropriated Fund Balance	-	300,000	300,000	250,000
Total Funding Sources	\$ 24,380,038	\$ 25,049,959	\$ 25,145,357	\$ 25,108,019
Funding Uses:				
Expenditures:				
Salary and wages	\$ 3,605,102	\$ 3,827,749	\$ 3,806,883	\$ 3,948,295
Employee benefits and taxes	2,956,784	2,940,647	3,146,936	3,164,643
Contractual, Materials and Supplies	14,769,818	15,910,995	15,849,945	15,734,296
Debt Principal	147,184	165,000	163,000	180,000
Debt Interest	46,681	53,000	47,000	50,000
Fixed Assets	5,464	11,990	11,990	7,000
Interfund Transfers	2,066,310	2,142,961	2,142,961	2,023,785
Total Funding Uses	\$ 23,597,343	\$ 25,052,342	\$ 25,168,715	\$ 25,108,019

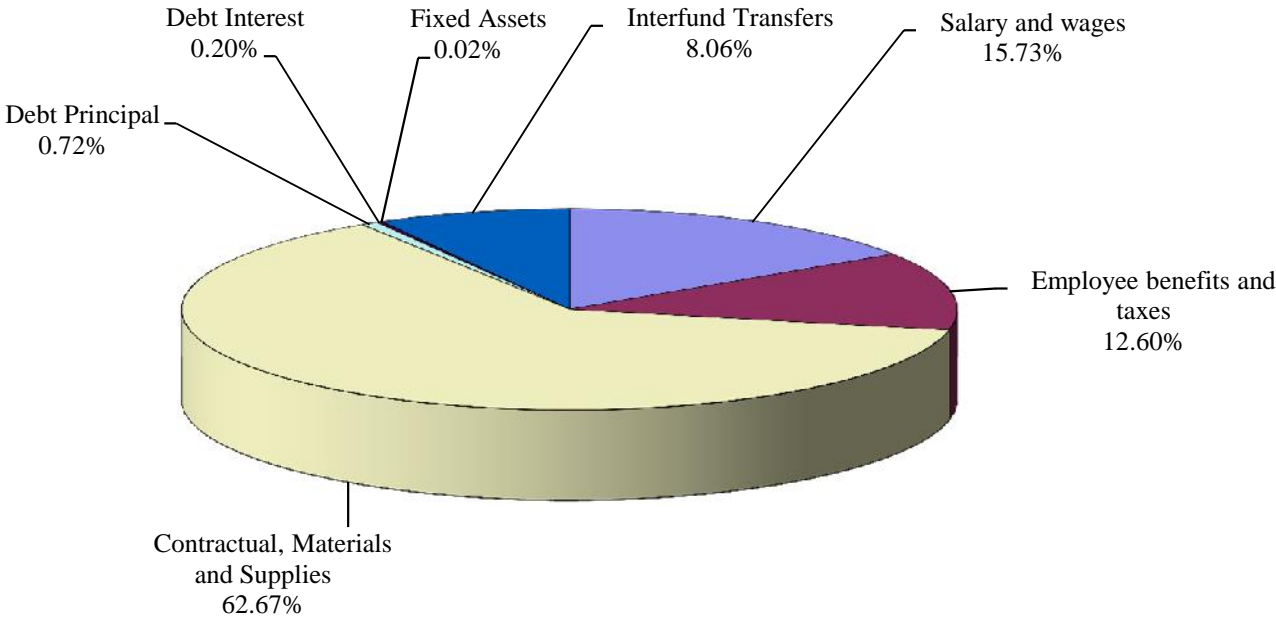
1. The Budget 2017 column includes prior year encumbrances funded by the Reserve for Encumbrances.

Town of Huntington
Consolidated Refuse Fund-By Object and Source
For Fiscal Years Ending December 31, 2018

2018 REVENUE BY SOURCE



2018 EXPENDITURES BY OBJECT



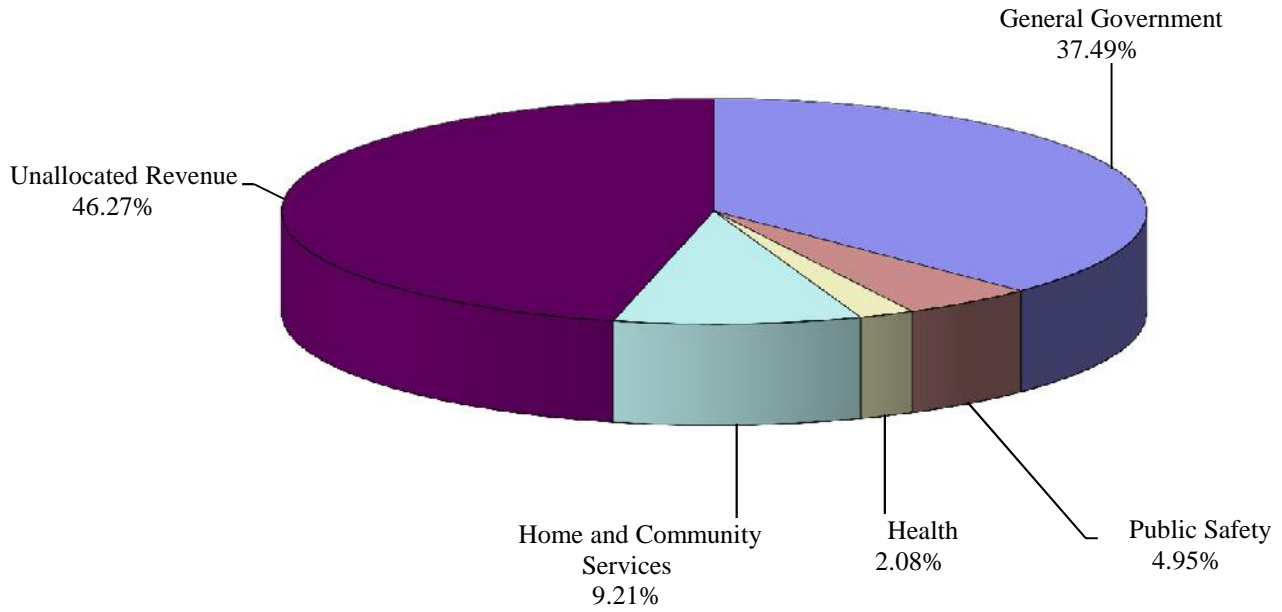
Town of Huntington
Part Town Fund-By Function
For Fiscal Years Ending December 31, 2018

	Actual 2016	Revised 2017	Projected 2017	Budget 2018
Funding Sources:				
Program revenue and debt proceeds:				
General Government	\$ 4,304,835	\$ 4,266,468	\$ 4,345,775	\$ 4,162,000
Public Safety	556,935	550,000	550,000	550,000
Health	232,950	230,000	230,000	230,000
Home and Community Services	1,055,133	1,023,000	1,030,750	1,023,000
Unallocated Revenue	4,593,998	5,022,990	4,947,792	5,137,479
Appropriated Fund Balance	-	90,000	90,000	-
Total Funding Sources	\$ 10,743,851	\$ 11,182,458	\$ 11,194,317	\$ 11,102,479
Funding Uses:				
Program Expenditures:				
General Government	\$ 3,105,643	\$ 3,420,323	\$ 3,283,168	\$ 3,320,810
Public Safety	3,568,326	3,797,137	3,770,291	3,871,169
Health	205,431	227,599	225,891	231,084
Home and Community Services	3,435,333	3,416,050	3,354,181	3,448,416
Debt Service Transfers	182,943	205,000	205,000	231,000
Interfund Transfers	-	147,278	147,278	-
Total Funding Uses	\$ 10,497,676	\$ 11,213,387	\$ 10,985,809	\$ 11,102,479

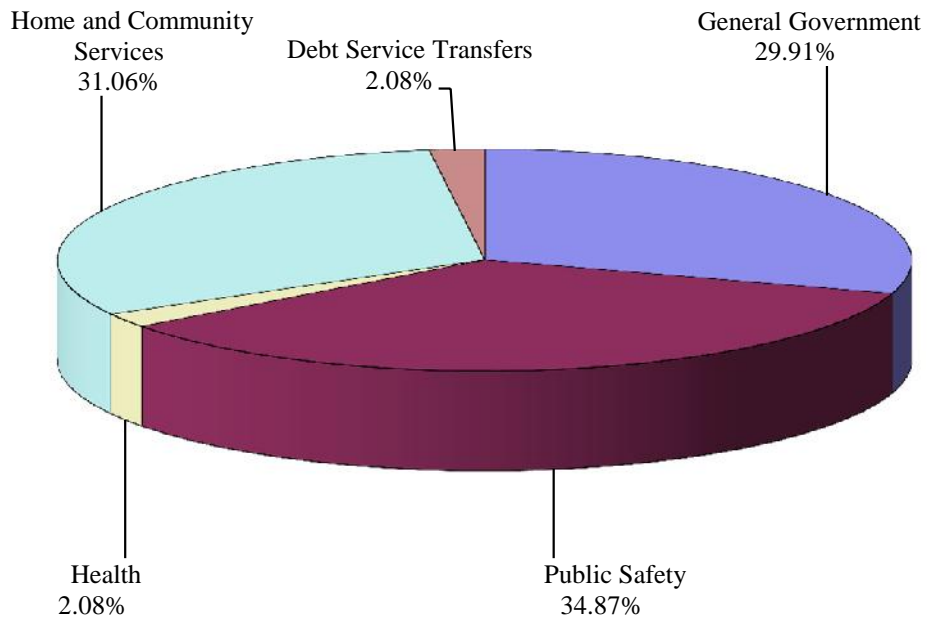
1. The Budget 2017 column includes prior year encumbrances funded by the Reserve for Encumbrances.

Town of Huntington
Part Town Fund-By Function
For Fiscal Years Ending December 31, 2018

2018 PROGRAM REVENUE



2018 PROGRAM EXPENDITURES



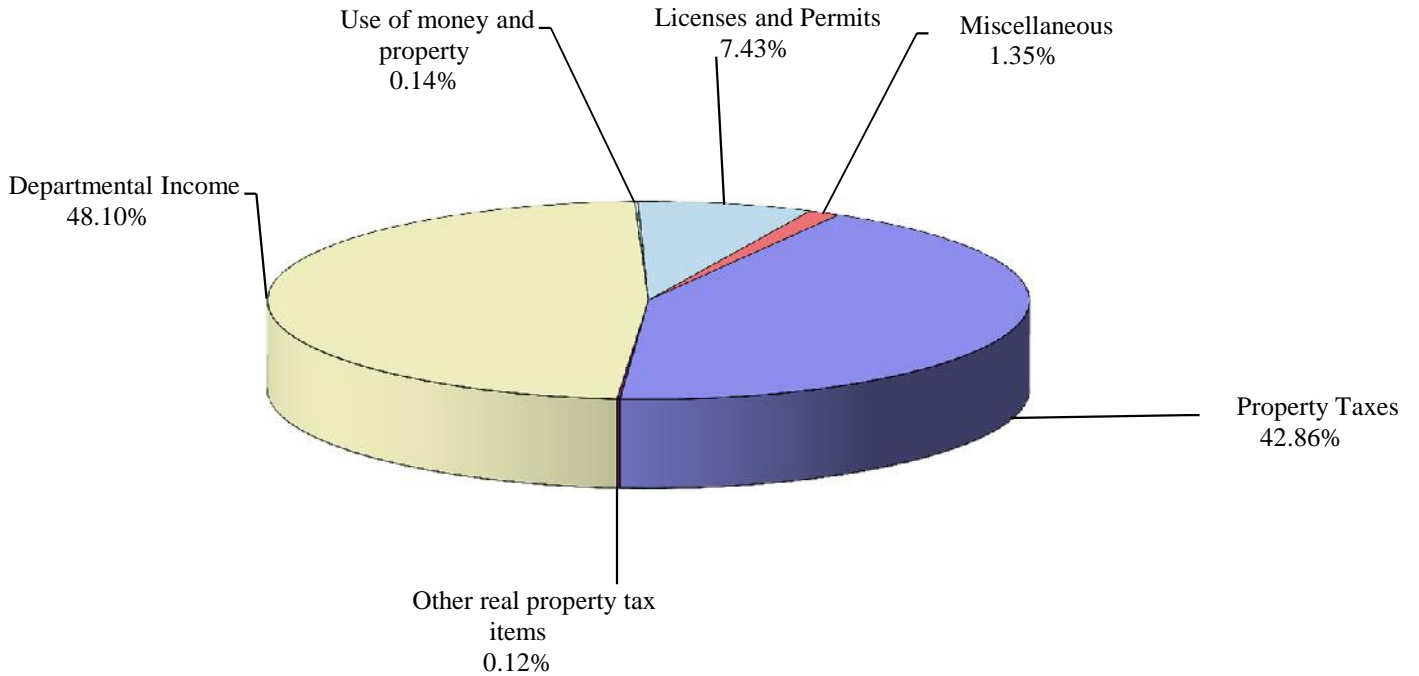
Town of Huntington
Part Town Fund-By Object and Source
For Fiscal Years Ending December 31, 2018

	Actual 2016	Revised 2017	Projected 2017	Budget 2018
Funding Sources:				
Revenues and debt proceeds:				
Property Taxes	\$ 4,266,967	\$ 4,616,155	\$ 4,616,154	\$ 4,757,979
Other real property tax items	7,228	37,000	9,000	14,000
Departmental Income	5,390,028	5,467,967	5,362,318	5,340,500
Use of money and property	19,555	15,000	16,000	15,000
Licenses and Permits	815,757	825,000	842,750	825,000
Sale of property and compensation for loss	5,460	-	27,253	-
Miscellaneous	238,856	131,336	230,842	150,000
Appropriated Fund Balance	-	90,000	90,000	-
Total Funding Sources	\$ 10,743,851	\$ 11,182,458	\$ 11,194,317	\$ 11,102,479
Funding Uses:				
Expenditures:				
Salary and wages	\$ 5,787,663	\$ 5,675,974	\$ 5,653,086	\$ 5,591,479
Employee benefits and taxes	4,007,218	4,533,320	4,347,525	4,694,440
Contractual, Materials and Supplies	519,852	649,065	630,170	581,810
Debt Principal	134,128	150,000	150,000	175,000
Debt Interest	48,815	55,000	55,000	56,000
Fixed Assets	-	2,750	2,750	3,750
Interfund Transfers	-	147,278	147,278	-
Total Funding Uses	\$ 10,497,676	\$ 11,213,387	\$ 10,985,809	\$ 11,102,479

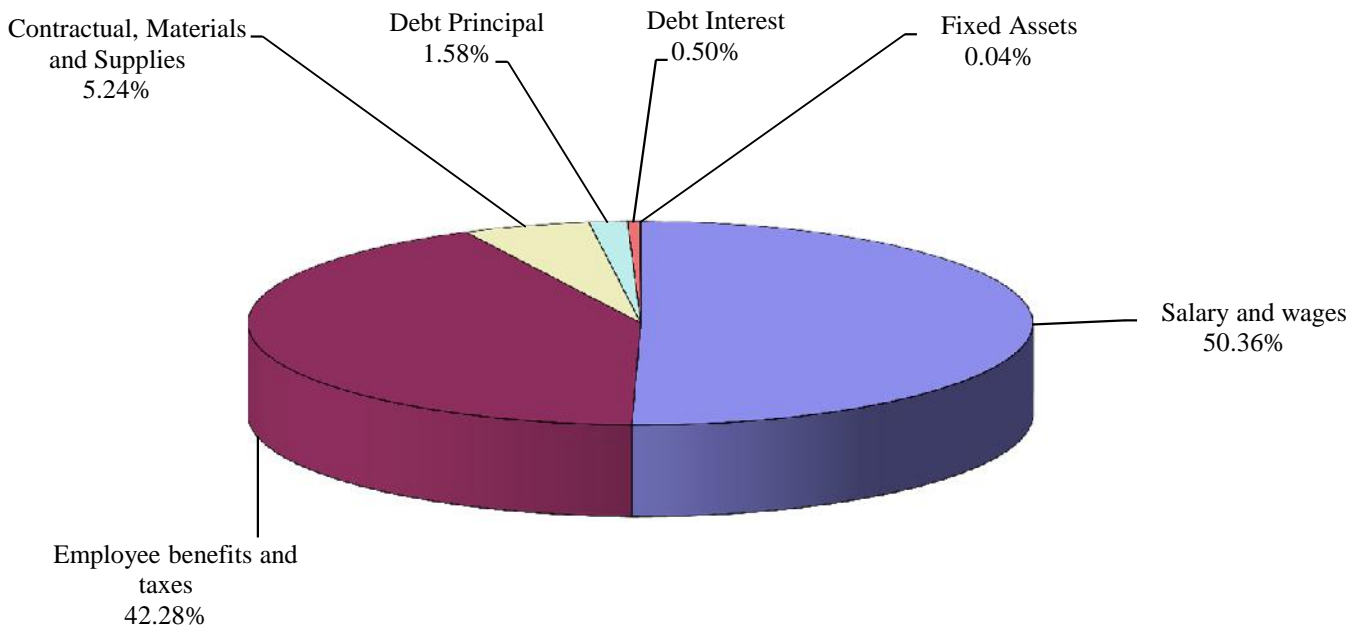
1. The Budget 2017 column includes prior year encumbrances funded by the Reserve for Encumbrances.

Town of Huntington
Part Town Fund-By Object and Source
For Fiscal Years Ending December 31, 2018

2018 REVENUE BY SOURCE



2018 EXPENDITURES BY OBJECT



Town of Huntington
Business Improvement District Fund-By Function
For Fiscal Years Ending December 31, 2018

Actual 2016	Revised 2017	Projected 2017	Budget 2018
------------------------	-------------------------	---------------------------	------------------------

Funding Sources:

Program revenue and debt proceeds:

Unallocated Revenue	\$	186,502	\$	186,505	\$	186,505	\$	186,505
Total Funding Sources	\$	186,502	\$	186,505	\$	186,505	\$	186,505

Funding Uses:

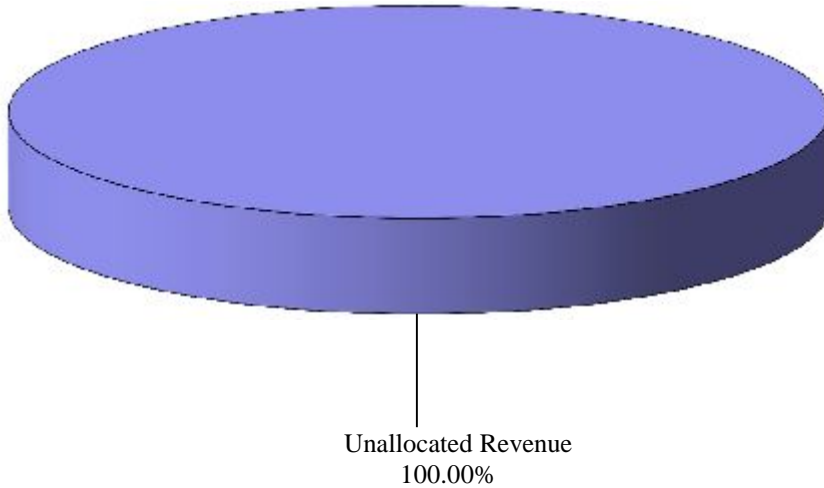
Program Expenditures:

Home and Community Services	\$	186,502	\$	186,505	\$	186,505	\$	186,505
Total Funding Uses	\$	186,502	\$	186,505	\$	186,505	\$	186,505

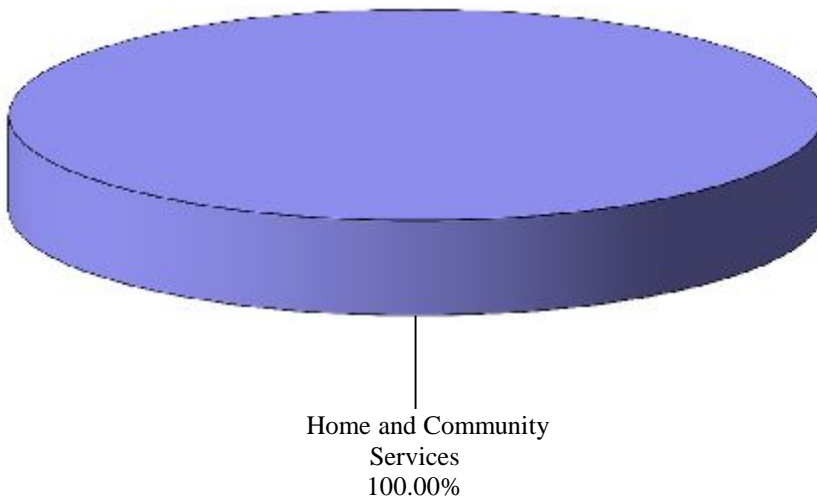
1. The Budget 2017 column includes prior year encumbrances funded by the Reserve for Encumbrances.

Town of Huntington
Business Improvement District Fund-By Function
For Fiscal Years Ending December 31, 2018

2018 PROGRAM REVENUE



2018 PROGRAM EXPENDITURES



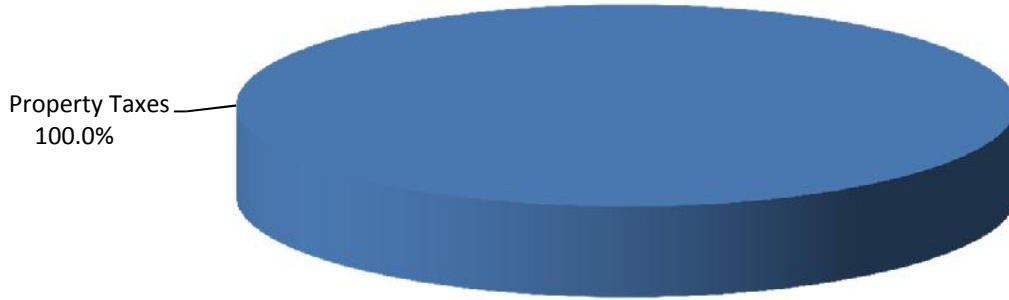
Town of Huntington
Business Improvement District Fund-By Object and Source
For Fiscal Years Ending December 31, 2018

	Actual 2016	Revised 2017	Projected 2017	Budget 2018
Funding Sources:				
Revenues and debt proceeds:				
Property Taxes	\$ 186,500	\$ 186,500	\$ 186,500	\$ 186,500
Other real property tax items	2	5	5	5
Total Funding Sources	\$ 186,502	\$ 186,505	\$ 186,505	\$ 186,505
Funding Uses:				
Expenditures:				
Contractual, Materials and Supplies	\$ 186,502	\$ 186,505	\$ 186,505	\$ 186,505
Total Funding Uses	\$ 186,502	\$ 186,505	\$ 186,505	\$ 186,505

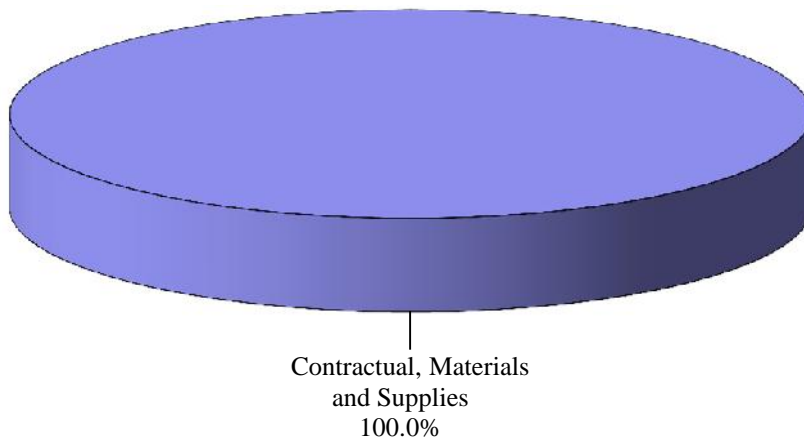
1. The Budget 2017 column includes prior year encumbrances funded by the Reserve for Encumbrances.

Town of Huntington
Business Improvement District Fund-By Object and Source
For Fiscal Years Ending December 31, 2018

2018 REVENUE BY SOURCE



2018 EXPENDITURES BY OBJECT



Town of Huntington
Fire Protection Fund-By Function
For Fiscal Years Ending December 31, 2018

Actual 2016	Revised 2017	Projected 2017	Budget 2018
------------------------	-------------------------	---------------------------	------------------------

Funding Sources:

Program revenue and debt proceeds:

Unallocated Revenue	\$ 1,576,405	\$ 1,579,370	\$ 1,579,370	\$ 1,611,776
Total Funding Sources	\$ 1,576,405	\$ 1,579,370	\$ 1,579,370	\$ 1,611,776

Funding Uses:

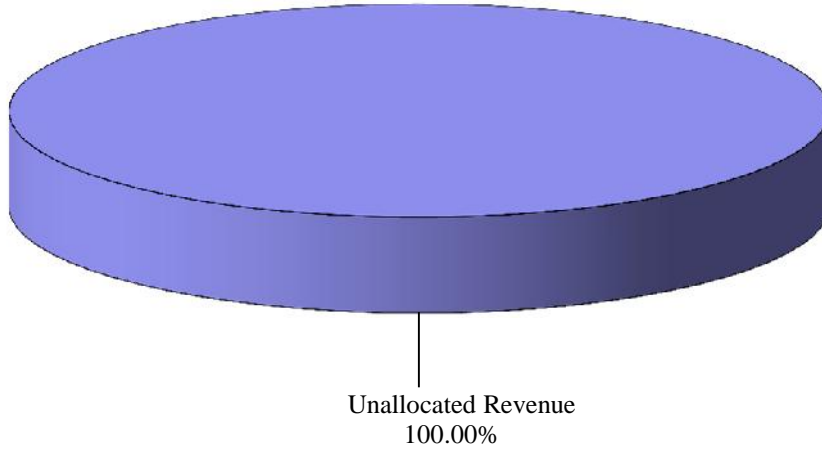
Program Expenditures:

Public Safety	1,478,158	1,480,051	1,480,051	1,506,651
Interfund Transfers	97,502	99,319	99,319	105,125
Total Funding Uses	\$ 1,575,660	\$ 1,579,370	\$ 1,579,370	\$ 1,611,776

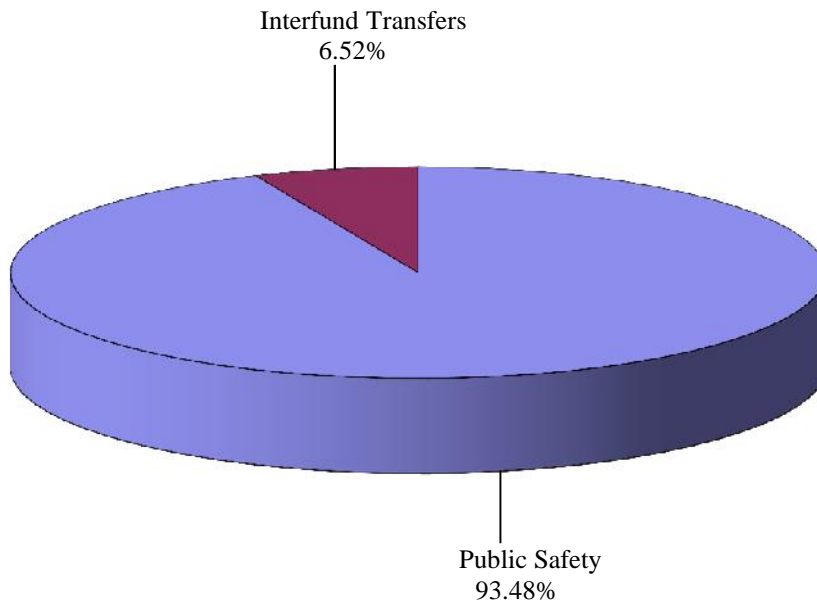
1. The Budget 2017 column includes prior year encumbrances funded by the Reserve for Encumbrances.

**Town of Huntington
Fire Protection Fund-By Function
For Fiscal Years Ending December 31, 2018**

2018 PROGRAM REVENUE



2018 PROGRAM EXPENDITURES




Town of Huntington
Fire Protection Fund-By Object and Source
For Fiscal Years Ending December 31, 2018

	Actual 2016	Revised 2017	Projected 2017	Budget 2018
Funding Sources:				
Revenues and debt proceeds:				
Property Taxes	\$ 1,572,553	\$ 1,574,370	\$ 1,574,370	\$ 1,606,776
Other real property tax items	14	-	-	-
Use of money and property	3,838	5,000	5,000	5,000
Total Funding Sources	\$ 1,576,405	\$ 1,579,370	\$ 1,579,370	\$ 1,611,776
Funding Uses:				
Expenditures:				
Contractual, Materials and Supplies	\$ 1,478,158	\$ 1,480,051	\$ 1,480,051	\$ 1,506,651
Interfund Transfers	97,502	99,319	99,319	105,125
Total Funding Uses	\$ 1,575,660	\$ 1,579,370	\$ 1,579,370	\$ 1,611,776

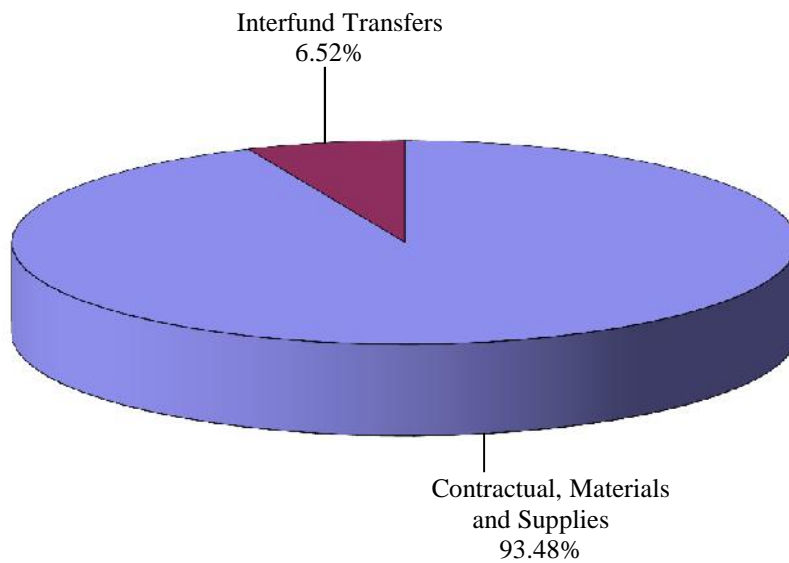
1. The Budget 2017 column includes prior year encumbrances funded by the Reserve for Encumbrances.

**Town of Huntington
Fire Protection Fund-By Object and Source
For Fiscal Years Ending December 31, 2018**

2018 REVENUE BY SOURCE



2018 EXPENDITURES BY OBJECT



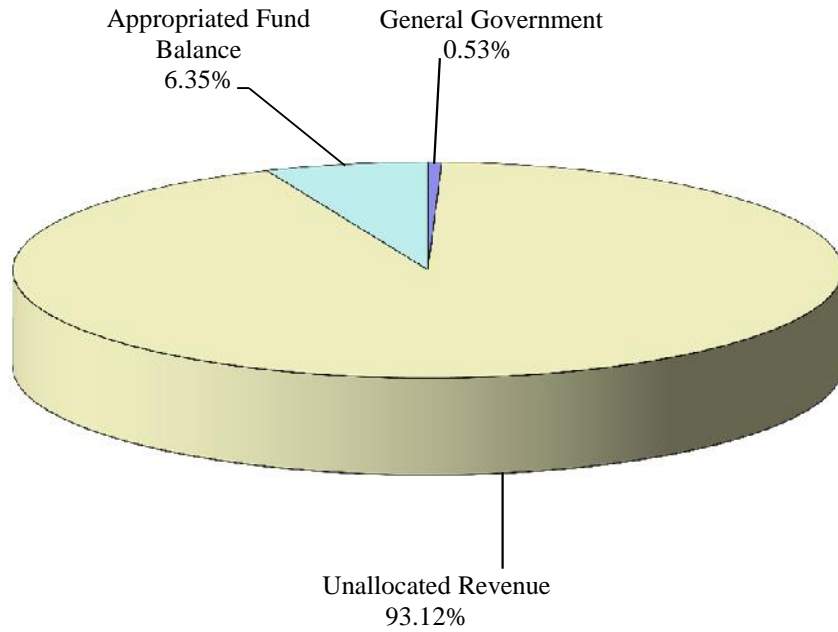
Town of Huntington
Street Lighting Fund-By Function
For Fiscal Years Ending December 31, 2018

	Actual 2016	Revised 2017	Projected 2017	Budget 2018
Funding Sources:				
Program revenue and debt proceeds:				
General Government	\$ 17,806	\$ 15,000	\$ 15,000	\$ 21,000
Interfund Service Charges	369	-	-	-
Unallocated Revenue	3,332,021	3,506,762	3,502,202	3,666,024
Appropriated Fund Balance	-	500,000	500,000	250,000
Total Funding Sources	\$ 3,350,196	\$ 4,021,762	\$ 4,017,202	\$ 3,937,024
Funding Uses:				
Program Expenditures:				
General Government	\$ 12,435	\$ 17,000	\$ 17,000	\$ 18,700
Transportation	2,973,905	3,430,062	3,317,191	3,408,527
Debt Service Transfers	11,229	11,650	11,650	11,800
Interfund Transfers	548,867	599,511	599,511	497,997
Total Funding Uses	\$ 3,546,436	\$ 4,058,223	\$ 3,945,352	\$ 3,937,024

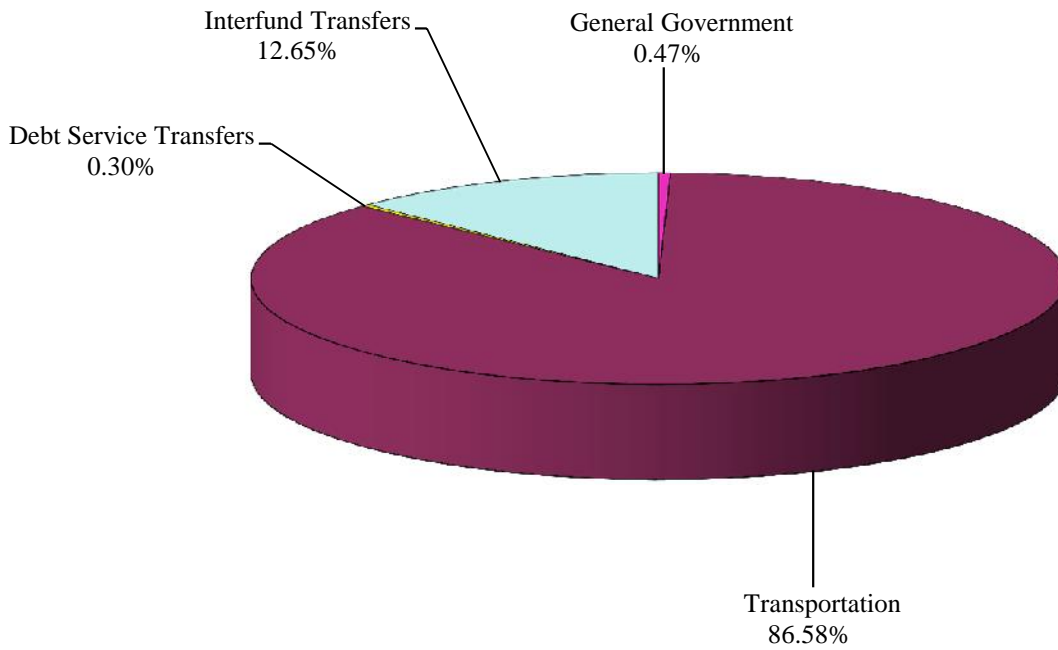
1. The Budget 2017 column includes prior year encumbrances funded by the Reserve for Encumbrances.

**Town of Huntington
Street Lighting Fund-By Function
For Fiscal Years Ending December 31, 2018**

2018 PROGRAM REVENUE



2018 PROGRAM EXPENDITURES



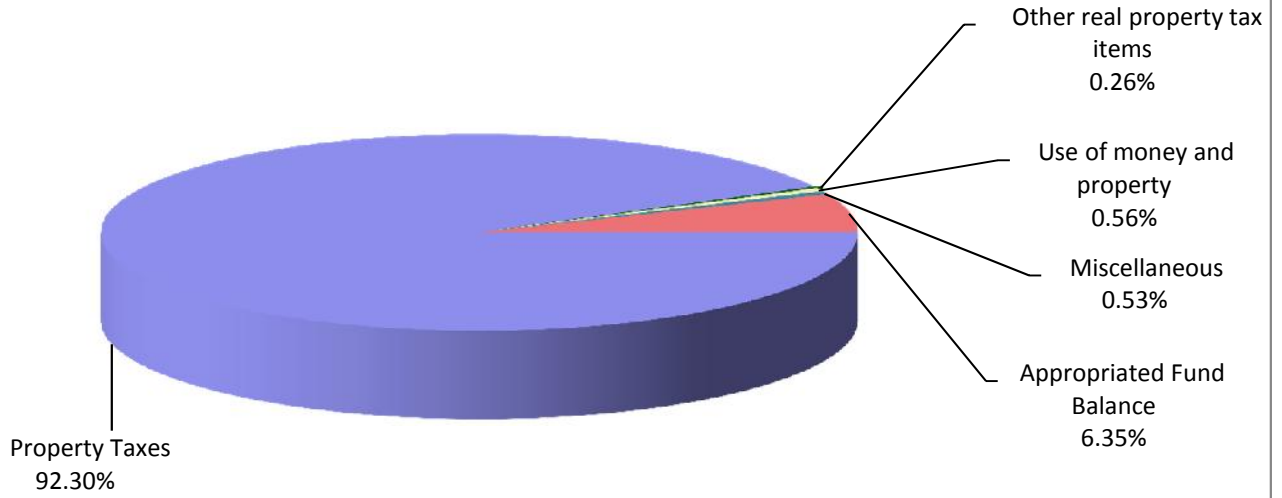
Town of Huntington
Street Lighting Fund-By Object and Source
For Fiscal Years Ending December 31, 2018

	Actual 2016	Revised 2017	Projected 2017	Budget 2018
Funding Sources:				
Revenues and debt proceeds:				
Property Taxes	\$ 3,295,166	\$ 3,477,062	\$ 3,477,062	\$ 3,634,024
Other real property tax items	3,268	7,700	5,200	10,000
Use of money and property	14,828	22,000	14,500	22,000
Sale of property and compensation for loss	18,759	-	5,440	-
Miscellaneous	17,806	15,000	15,000	21,000
Interfund Revenues	369	-	-	-
Appropriated Fund Balance	-	500,000	500,000	250,000
Total Funding Sources	\$ 3,350,196	\$ 4,021,762	\$ 4,017,202	\$ 3,937,024
Funding Uses:				
Expenditures:				
Salary and wages	\$ 760,543	\$ 751,366	\$ 751,366	\$ 771,114
Employee benefits and taxes	514,224	622,485	644,614	617,663
Contractual, Materials and Supplies	1,196,489	1,549,546	1,414,546	1,529,450
Debt Principal	8,872	9,550	9,250	9,800
Debt Interest	2,357	2,100	2,400	2,000
Fixed Assets	515,084	523,665	523,665	509,000
Interfund Transfers	548,867	599,511	599,511	497,997
Total Funding Uses	\$ 3,546,436	\$ 4,058,223	\$ 3,945,352	\$ 3,937,024

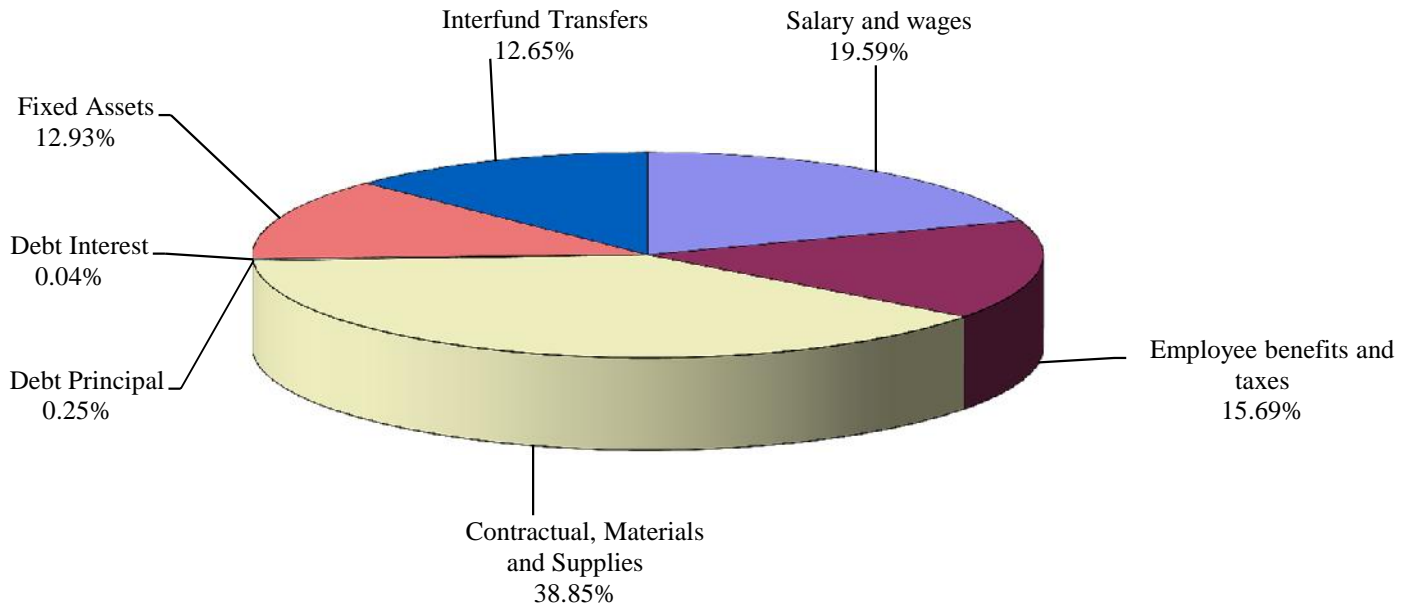
1. The Budget 2017 column includes prior year encumbrances funded by the Reserve for Encumbrances.

**Town of Huntington
Street Lighting Fund-By Object and Source
For Fiscal Years Ending December 31, 2018**

2018 REVENUE BY SOURCE



2018 EXPENDITURES BY OBJECT



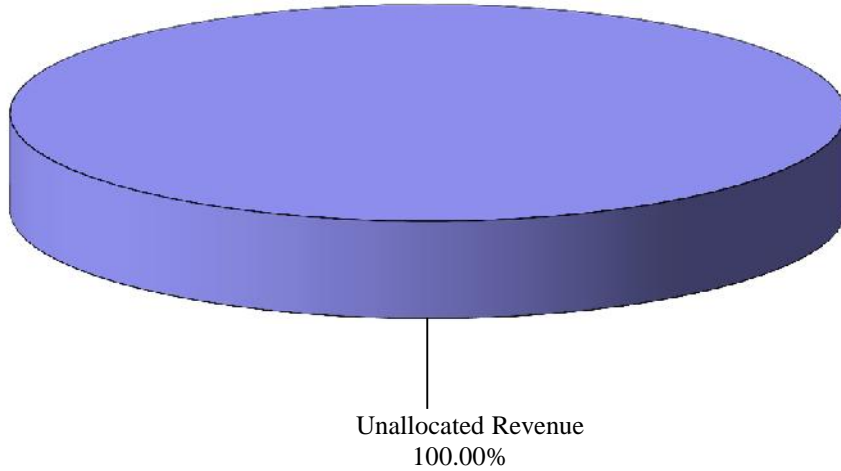
Town of Huntington
Commack Ambulance Fund-By Function
For Fiscal Years Ending December 31, 2018

	Actual 2016	Revised 2017	Projected 2017	Budget 2018
Funding Sources:				
Program revenue and debt proceeds:				
Unallocated Revenue	\$ 544,045	\$ 956,787	\$ 894,156	\$ 964,283
Total Funding Sources	\$ 544,045	\$ 956,787	\$ 894,156	\$ 964,283
Funding Uses:				
Program Expenditures:				
Health	\$ 425,475	\$ 918,136	\$ 855,505	\$ 934,023
Interfund Transfers	36,408	38,651	38,651	30,260
Total Funding Uses	\$ 461,883	\$ 956,787	\$ 894,156	\$ 964,283

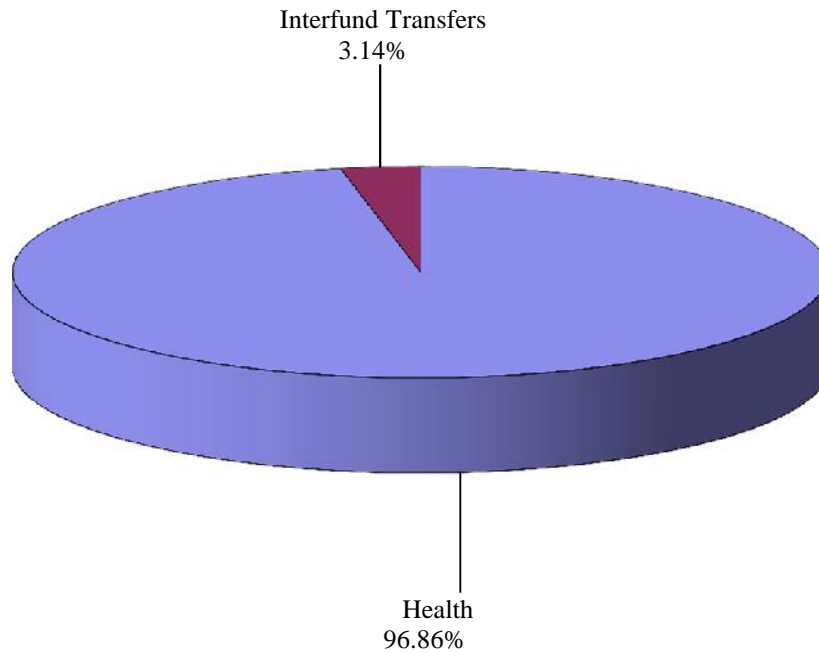
1. The Budget 2017 column includes prior year encumbrances funded by the Reserve for Encumbrances.

**Town of Huntington
Commack Ambulance Fund-By Function
For Fiscal Years Ending December 31, 2018**

2018 PROGRAM REVENUE



2018 PROGRAM EXPENDITURES



Town of Huntington
Commack Ambulance-By Object and Source
For Fiscal Years Ending December 31, 2018

	Actual 2016	Revised 2017	Projected 2017	Budget 2018
Funding Sources:				
Revenues and debt proceeds:				
Property Taxes	\$ 401,946	\$ 414,904	\$ 414,904	\$ 401,698
Other real property tax items	4	-	-	-
Use of money and property	677	1,500	1,500	1,500
Sale of property and compensation for loss	87,318	479,298	416,667	500,000
Miscellaneous	54,100	61,085	61,085	61,085
Appropriated Fund Balance	-	-	-	-
Total Funding Sources	\$ 544,045	\$ 956,787	\$ 894,156	\$ 964,283
Funding Uses:				
Expenditures:				
Employee benefits and taxes	\$ 81,637	\$ 95,000	\$ 95,000	\$ 95,000
Contractual, Materials and Supplies	343,838	823,136	760,505	839,023
Interfund Transfers	36,408	38,651	38,651	30,260
Total Funding Uses	\$ 461,883	\$ 956,787	\$ 894,156	\$ 964,283

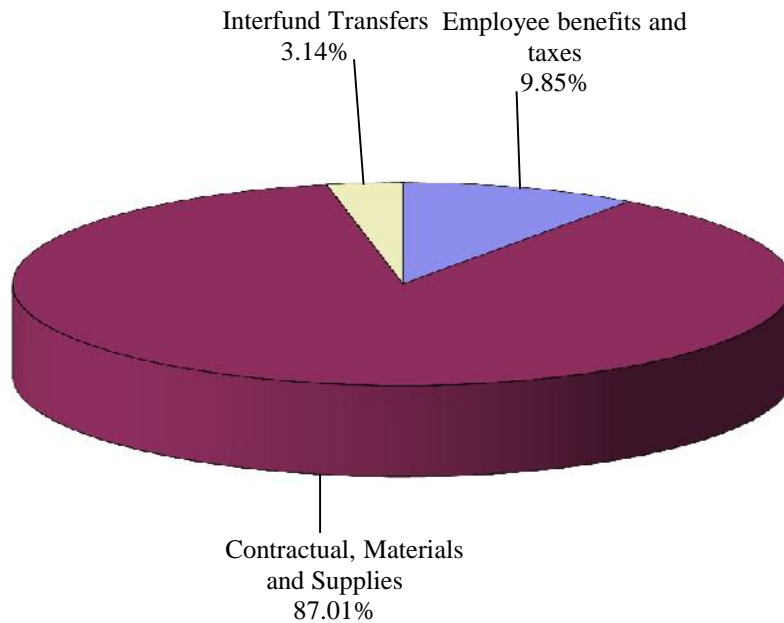
1. The Budget 2017 column includes prior year encumbrances funded by the Reserve for Encumbrances.

**Town of Huntington
Commack Ambulance-By Object and Source
For Fiscal Years Ending December 31, 2018**

2018 REVENUE BY SOURCE



2018 EXPENDITURES BY OBJECT



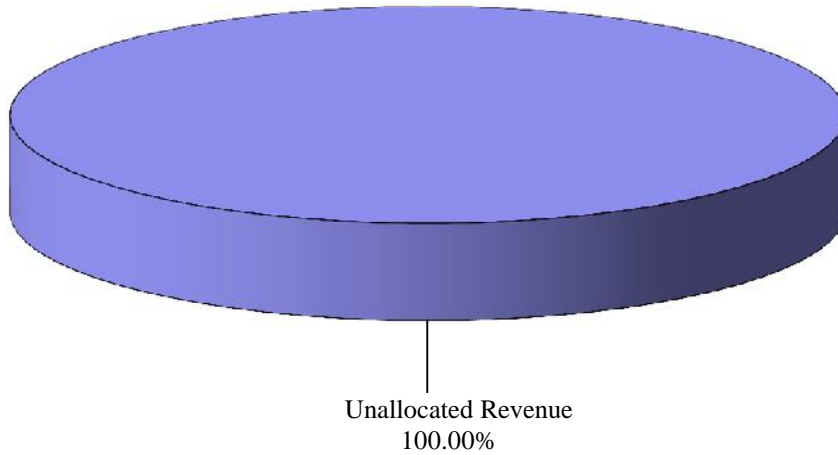
Town of Huntington
Huntington Ambulance Fund-By Function
For Fiscal Years Ending December 31, 2018

	Actual 2016	Revised 2017	Projected 2017	Budget 2018
Funding Sources:				
Program revenue and debt proceeds:				
Unallocated Revenue	\$ 2,181,905	\$ 2,081,785	\$ 1,851,750	\$ 2,246,842
Total Funding Sources	\$ 2,181,905	\$ 2,081,785	\$ 1,851,750	\$ 2,246,842
Funding Uses:				
Program Expenditures:				
Health	\$ 2,021,641	\$ 1,927,750	\$ 1,702,500	\$ 2,103,065
Interfund Transfers	149,819	154,035	154,035	143,777
Total Funding Uses	\$ 2,171,460	\$ 2,081,785	\$ 1,856,535	\$ 2,246,842

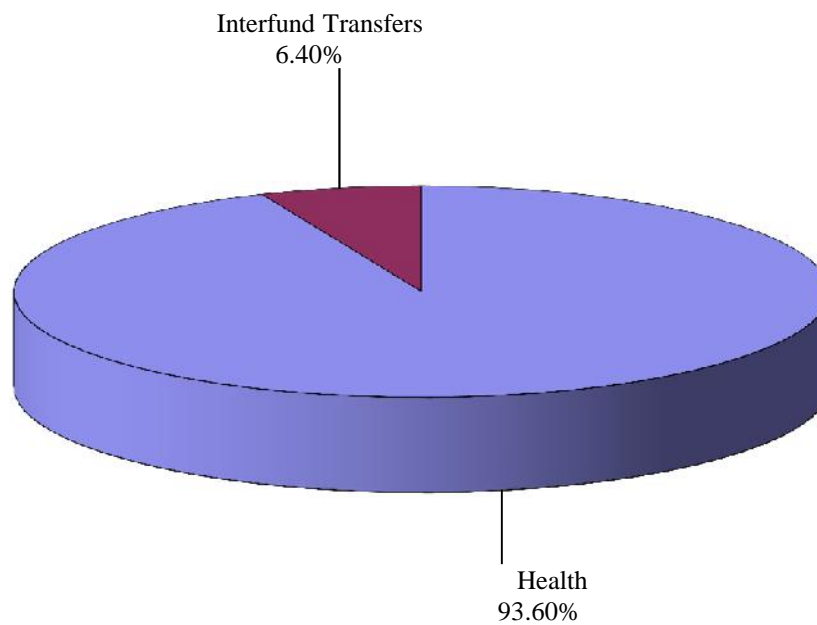
1. The Budget 2017 column includes prior year encumbrances funded by the Reserve for Encumbrances.

**Town of Huntington
Huntington Ambulance Fund-By Function
For Fiscal Years Ending December 31, 2018**

2018 PROGRAM REVENUE



2018 PROGRAM EXPENDITURES




Town of Huntington
Huntington Ambulance Fund-By Object and Source
For Fiscal Years Ending December 31, 2018

	Actual 2016	Revised 2017	Projected 2017	Budget 2018
Funding Sources:				
Revenues and debt proceeds:				
Property Taxes	\$ 2,176,522	\$ 848,235	\$ 848,235	\$ 741,172
Other real property tax items	163	2,200	170	170
Use of money and property	5,220	6,100	3,095	5,500
Sale of property and compensation for loss		1,225,250	1,000,250	1,500,000
Total Funding Sources	\$ 2,181,905	\$ 2,081,785	\$ 1,851,750	\$ 2,246,842
Funding Uses:				
Expenditures:				
Employee benefits and taxes	\$ 434,138	\$ 500,000	\$ 500,000	\$ 500,000
Contractual, Materials and Supplies	1,587,503	1,427,750	1,202,500	1,603,065
Interfund Transfers	149,819	154,035	154,035	143,777
Total Funding Uses	\$ 2,171,460	\$ 2,081,785	\$ 1,856,535	\$ 2,246,842

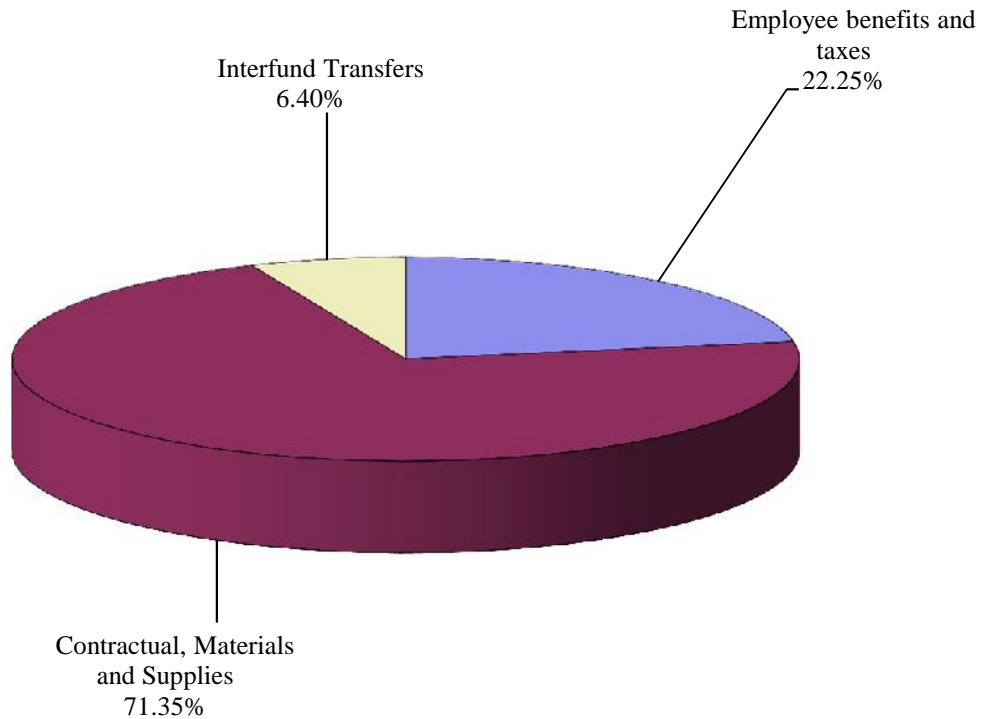
1. The Budget 2017 column includes prior year encumbrances funded by the Reserve for Encumbrances.

Town of Huntington
Huntington Ambulance Fund-By Object and Source
For Fiscal Years Ending December 31, 2018

2018 REVENUE BY SOURCE



2018 EXPENDITURES BY OBJECT



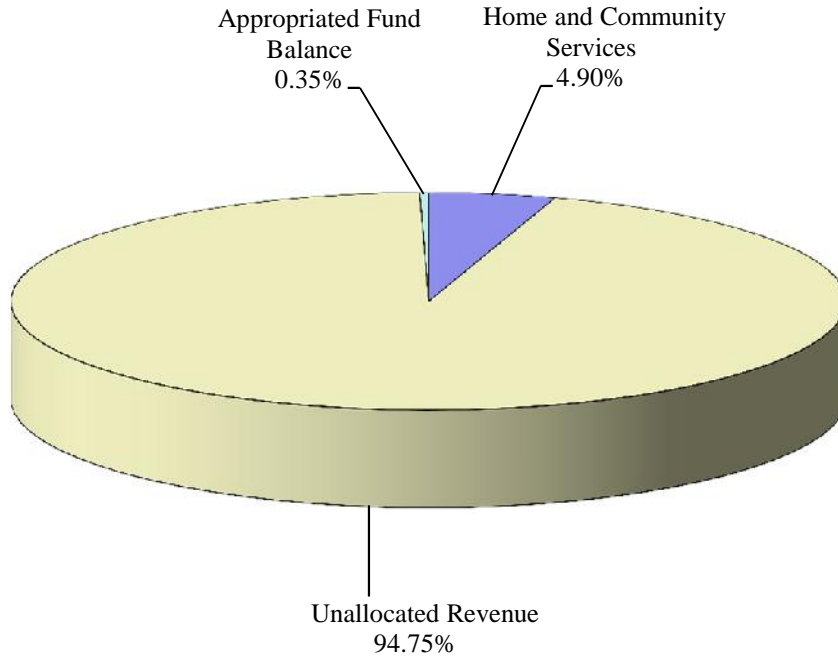
Town of Huntington
Huntington Sewer Fund-By Function
For Fiscal Years Ending December 31, 2018

	Actual 2016	Revised 2017	Projected 2017	Budget 2018
Funding Sources:				
Program revenue and debt proceeds:				
Home and Community Services	369,495	341,600	341,600	276,600
Interfund Service Charges	28,050	55	55	-
Unallocated Revenue	4,807,173	4,915,800	4,935,709	5,352,960
Appropriated Fund Balance	-	649,945	649,945	20,000
Total Funding Sources	\$ 5,204,718	\$ 5,907,400	\$ 5,927,309	\$ 5,649,560
Funding Uses:				
Program Expenditures:				
General Government	\$ 19,698	\$ 27,650	\$ 27,500	\$ 27,650
Home and Community Services	3,623,367	4,315,356	4,247,327	3,962,176
Debt Service Transfers	787,730	785,000	770,000	885,000
Interfund Transfers	926,035	790,169	790,169	774,734
Total Funding Uses	\$ 5,356,830	\$ 5,918,175	\$ 5,834,996	\$ 5,649,560

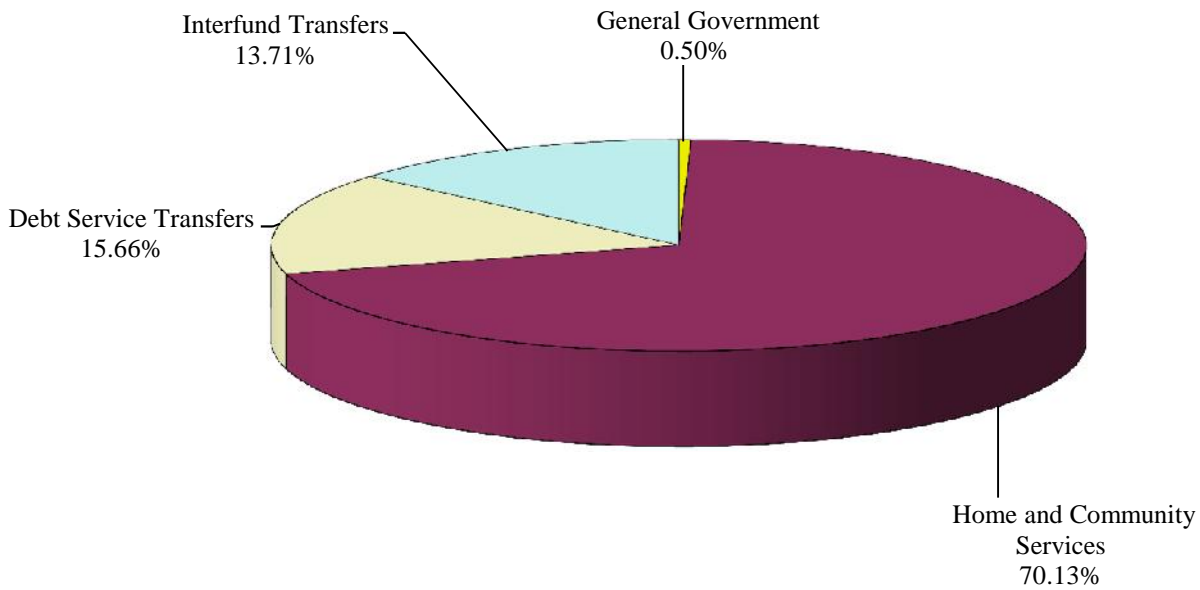
1. The Budget 2017 column includes prior year encumbrances funded by the Reserve for Encumbrances.

Town of Huntington
Huntington Sewer Fund-By Function
For Fiscal Years Ending December 31, 2018

2018 PROGRAM REVENUE



2018 PROGRAM EXPENDITURES



Town of Huntington
Huntington Sewer Fund-By Object and Source
For Fiscal Years Ending December 31, 2018

	Actual 2016	Revised 2017	Projected 2017	Budget 2018
Funding Sources:				
Revenues and debt proceeds:				
Property Taxes	\$ 4,605,558	\$ 4,734,899	\$ 4,734,899	\$ 5,150,059
Other real property tax items	2,160	2,200	2,200	2,200
Non-property tax items	144,701	144,701	144,701	144,701
Departmental Income	369,496	341,600	341,600	276,600
Use of money and property	22,843	13,000	18,000	13,000
Sale of property and compensation for loss	9,851	-	3,948	-
Miscellaneous	22,059	21,000	31,961	43,000
Interfund Revenues	28,050	55	55	-
Appropriated Fund Balance	-	649,945	649,945	20,000
Total Funding Sources	\$ 5,204,718	\$ 5,907,400	\$ 5,927,309	\$ 5,649,560

Funding Uses:

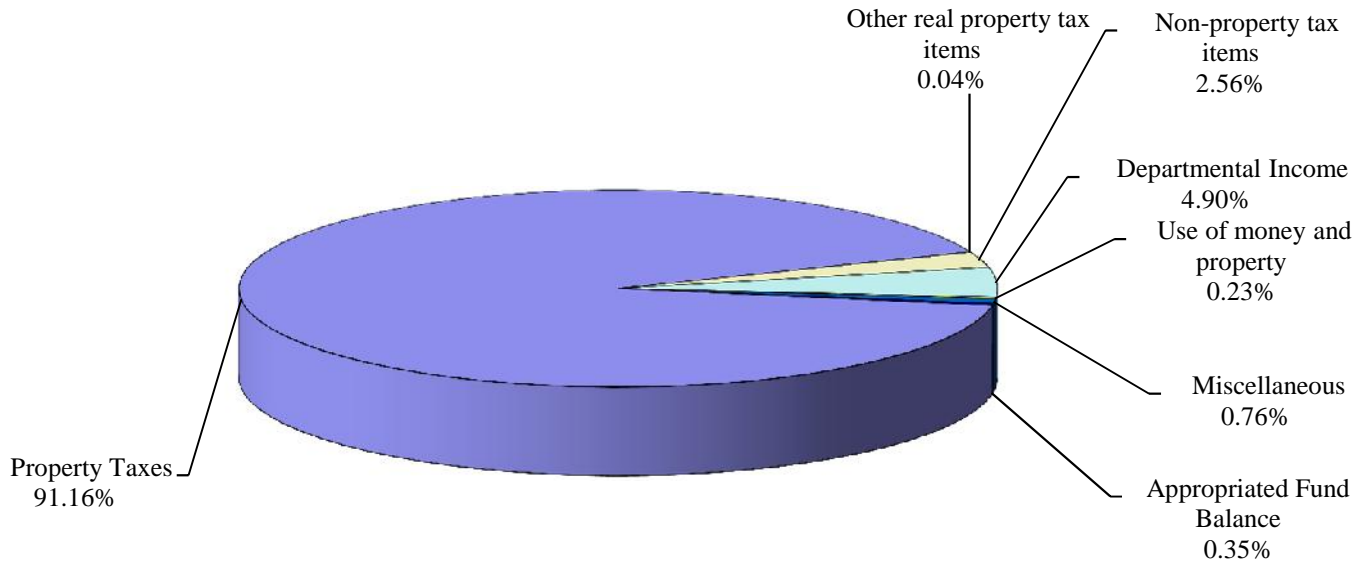
Expenditures:

Salary and wages	\$ 1,507,725	\$ 1,466,805	\$ 1,486,805	\$ 1,533,341
Employee benefits and taxes	1,018,193	1,280,400	1,200,371	1,347,009
Contractual, Materials and Supplies	1,073,380	1,133,526	1,125,376	1,062,476
Debt Principal	637,987	637,800	630,000	720,000
Debt Interest	149,743	147,200	140,000	165,000
Fixed Assets	43,767	462,275	462,275	47,000
Interfund Transfers	926,035	790,169	790,169	774,734
Total Funding Uses	\$ 5,356,830	\$ 5,918,175	\$ 5,834,996	\$ 5,649,560

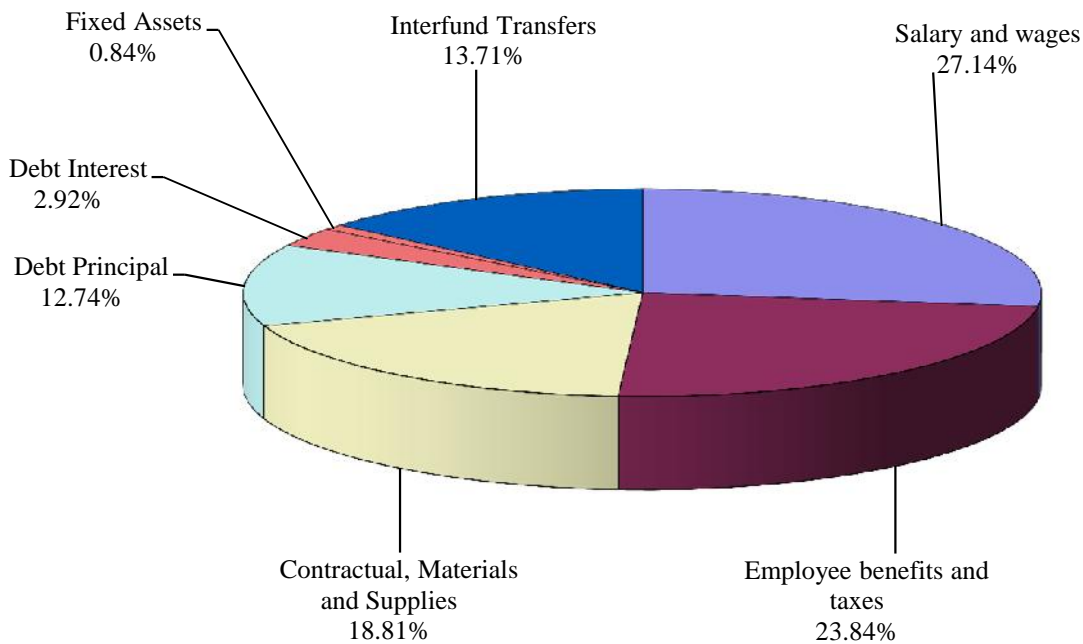
1. The Budget 2017 column includes prior year encumbrances funded by the Reserve for Encumbrances.

**Town of Huntington
Huntington Sewer Fund-By Object and Source
For Fiscal Years Ending December 31, 2018**

2018 REVENUE BY SOURCE



2018 EXPENDITURES BY OBJECT



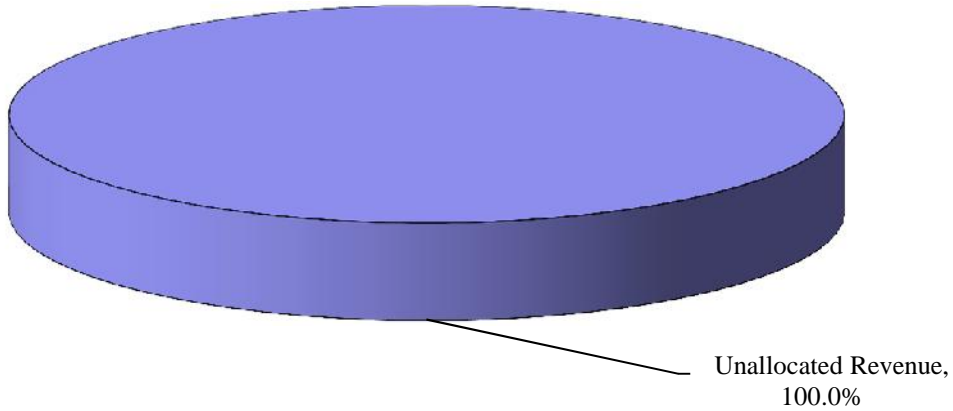
Town of Huntington
Centerport Sewer Fund-By Function
For Fiscal Years Ending December 31, 2018

	Actual 2016	Revised 2017	Projected 2017	Budget 2018
Funding Sources:				
Program revenue and debt proceeds:				
Unallocated Revenue	\$ 127,817	\$ 127,267	\$ 127,267	\$ 154,149
Total Funding Sources	\$ 127,817	\$ 127,267	\$ 127,267	\$ 154,149
Funding Uses:				
Program Expenditures:				
General Government	\$ 856	\$ 500	\$ 500	\$ 500
Home and Community Services	156,904	112,880	115,500	137,880
Interfund Transfers	14,837	13,887	13,887	15,769
Total Funding Uses	\$ 172,597	\$ 127,267	\$ 129,887	\$ 154,149

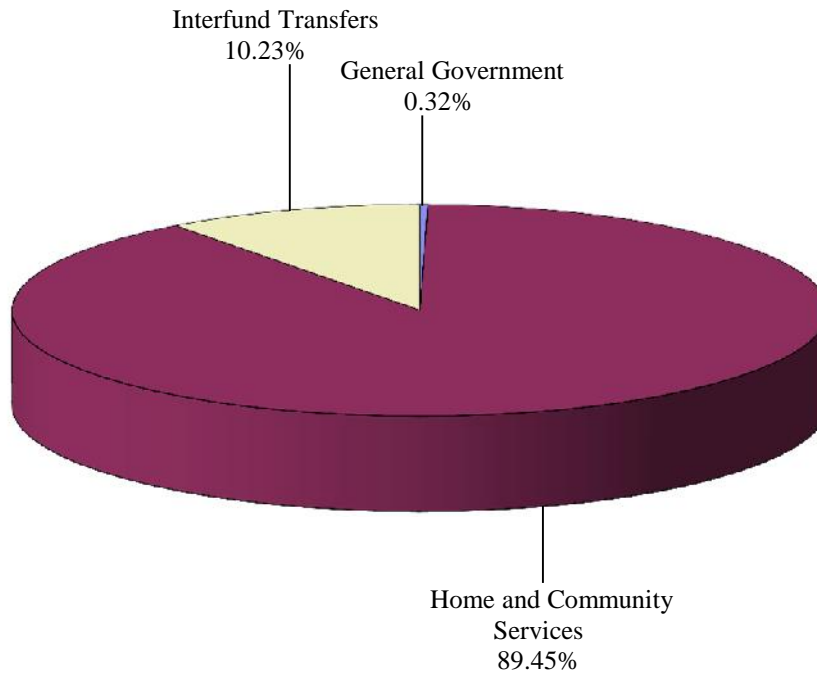
1. The Budget 2017 column includes prior year encumbrances funded by the Reserve for Encumbrances.

**Town of Huntington
Centerport Sewer Fund-By Function
For Fiscal Years Ending December 31, 2018**

2018 PROGRAM REVENUE



2018 PROGRAM EXPENDITURES



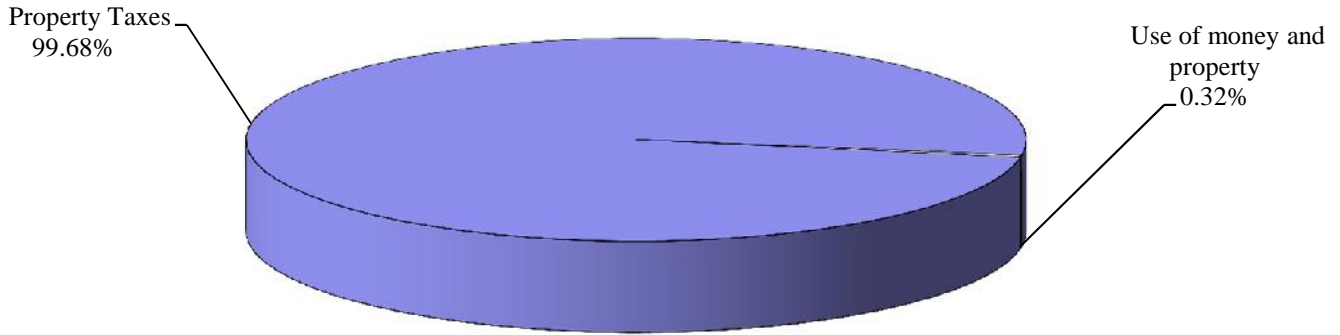
Town of Huntington
Centerport Sewer Fund-By Object and Source
For Fiscal Years Ending December 31, 2018

	Actual 2016	Revised 2017	Projected 2017	Budget 2018
Funding Sources:				
Revenues and debt proceeds:				
Property Taxes	\$ 117,322	\$ 126,767	\$ 126,767	\$ 153,649
Other real property tax items	1	-	-	-
Use of money and property	494	500	500	500
Sale of property and compensation for loss	10,000	-	-	-
Total Funding Sources	\$ 127,817	\$ 127,267	\$ 127,267	\$ 154,149
Funding Uses:				
Expenditures:				
Salary and wages	\$ -	\$ -	\$ -	\$ 7,000
Employee benefits and taxes	18	-	-	560
Contractual, Materials and Supplies	111,742	113,380	116,000	130,820
Fixed Assets	46,000	-	-	-
Interfund Transfers	14,837	13,887	13,887	15,769
Total Funding Uses	\$ 172,597	\$ 127,267	\$ 129,887	\$ 154,149

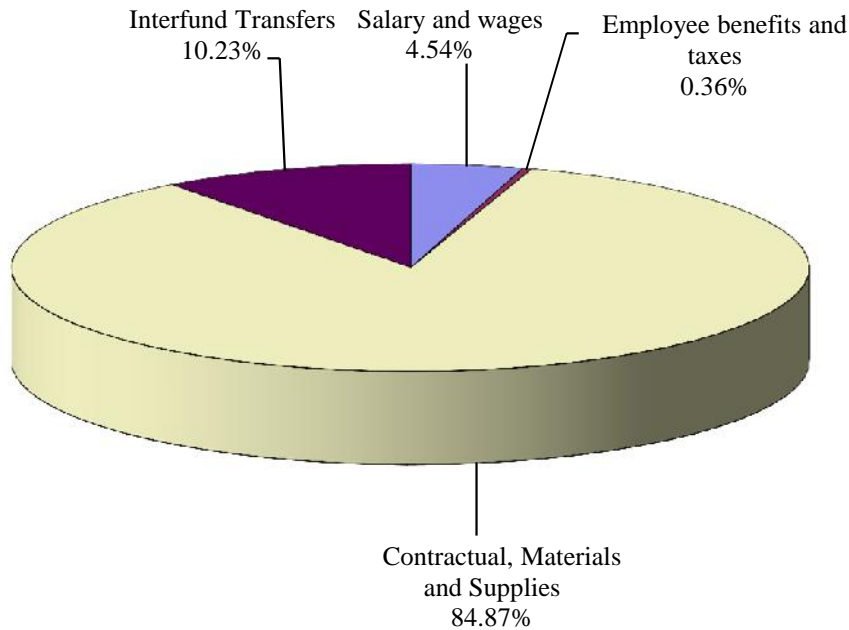
1. The Budget 2017 column includes prior year encumbrances funded by the Reserve for Encumbrances.

**Town of Huntington
Centerport Sewer Fund-By Object and Source
For Fiscal Years Ending December 31, 2018**

2018 REVENUE BY SOURCE



2018 EXPENDITURES BY OBJECT



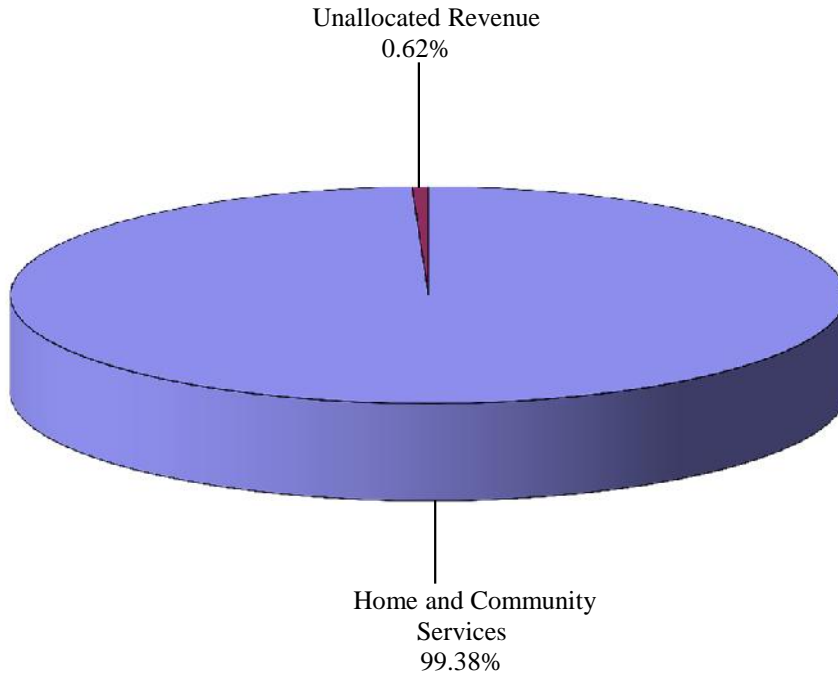
Town of Huntington
Waste Water Fund-By Function
For Fiscal Years Ending December 31, 2018

	Actual 2016	Revised 2017	Projected 2017	Budget 2018
Funding Sources:				
Program revenue and debt proceeds:				
Home and Community Services	1,370,568	1,157,922	1,200,000	1,202,613
Unallocated Revenue	7,110	5,000	6,192	7,500
Appropriated Fund Balance	-	120,000	120,000	-
Total Funding Sources	\$ 1,377,678	\$ 1,282,922	\$ 1,326,192	\$ 1,210,113
Funding Uses:				
Program Expenditures:				
General Government	\$ 5,723	\$ 4,500	\$ 4,500	\$ 4,500
Home and Community Services	954,809	962,329	961,698	987,903
Debt Service Transfers	15,875	47,000	39,000	66,000
Interfund Transfers	132,056	269,093	269,093	151,710
Total Funding Uses	\$ 1,108,463	\$ 1,282,922	\$ 1,274,291	\$ 1,210,113

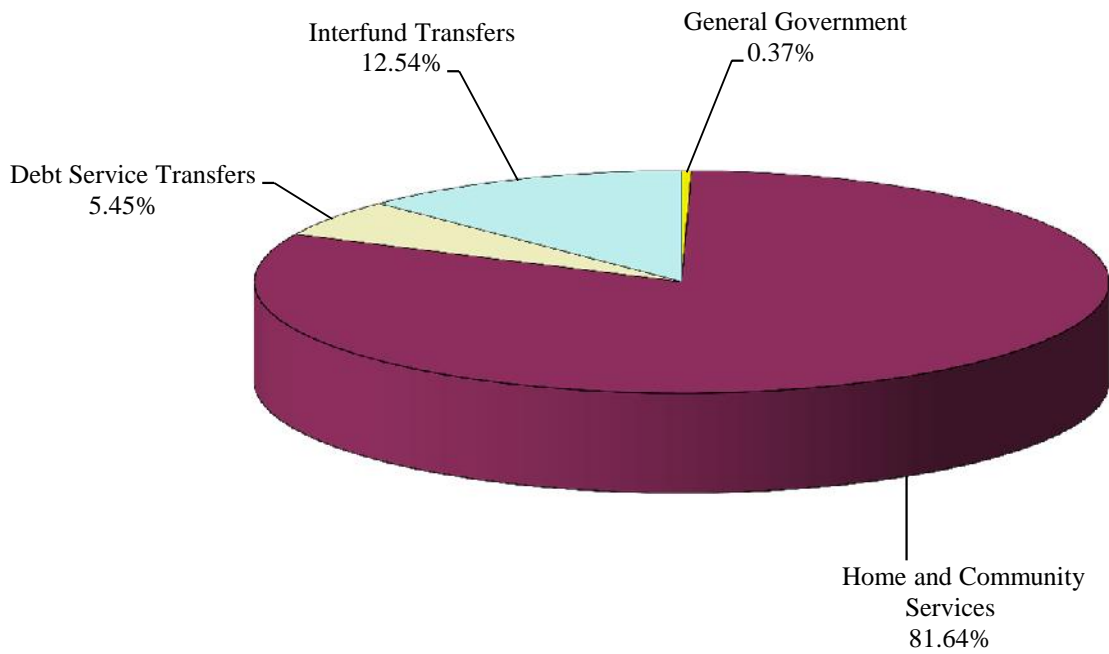
1. The Budget 2017 column includes prior year encumbrances funded by the Reserve for Encumbrances.

**Town of Huntington
Waste Water Fund-By Function
For Fiscal Years Ending December 31, 2018**

2018 PROGRAM REVENUE



2018 PROGRAM EXPENDITURES



Town of Huntington
Waste Water Fund-By Object and Source
For Fiscal Years Ending December 31, 2018

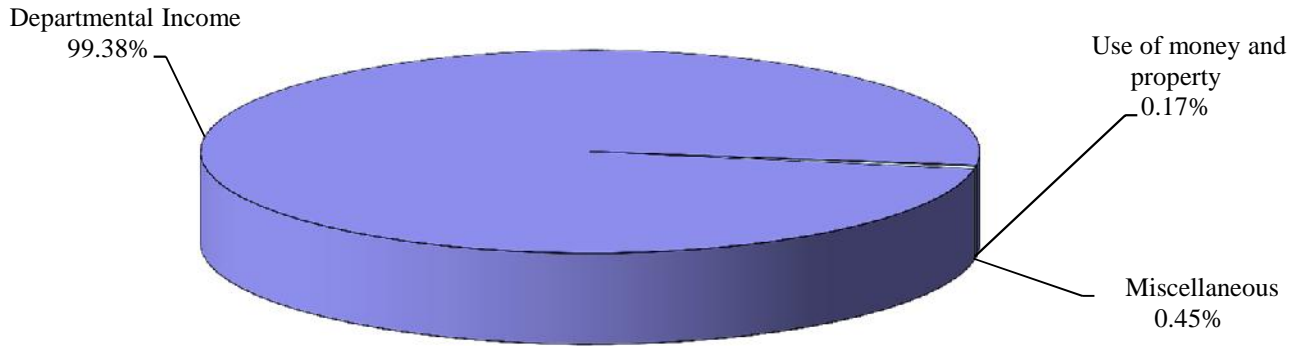
	Actual 2016	Revised 2017	Projected 2017	Budget 2018
Funding Sources:				
Revenues and debt proceeds:				
Departmental Income	\$ 1,370,569	\$ 1,157,922	\$ 1,200,000	\$ 1,202,613
Use of money and property	4,798	1,000	1,500	2,000
Miscellaneous	2,311	4,000	4,692	5,500
Appropriated Fund Balance	-	120,000	120,000	-
Total Funding Sources	\$ 1,377,678	\$ 1,282,922	\$ 1,326,192	\$ 1,210,113

Funding Uses:				
Expenditures:				
Salary and wages	\$ 184,610	\$ 186,323	\$ 186,323	\$ 191,947
Employee benefits and taxes	114,419	135,456	130,325	155,406
Contractual, Materials and Supplies	657,503	642,050	646,550	641,050
Debt Principal	11,346	32,000	28,000	46,000
Debt Interest	4,529	15,000	11,000	20,000
Fixed Assets	4,000	3,000	3,000	4,000
Interfund Transfers	132,056	269,093	269,093	151,710
Total Funding Uses	\$ 1,108,463	\$ 1,282,922	\$ 1,274,291	\$ 1,210,113

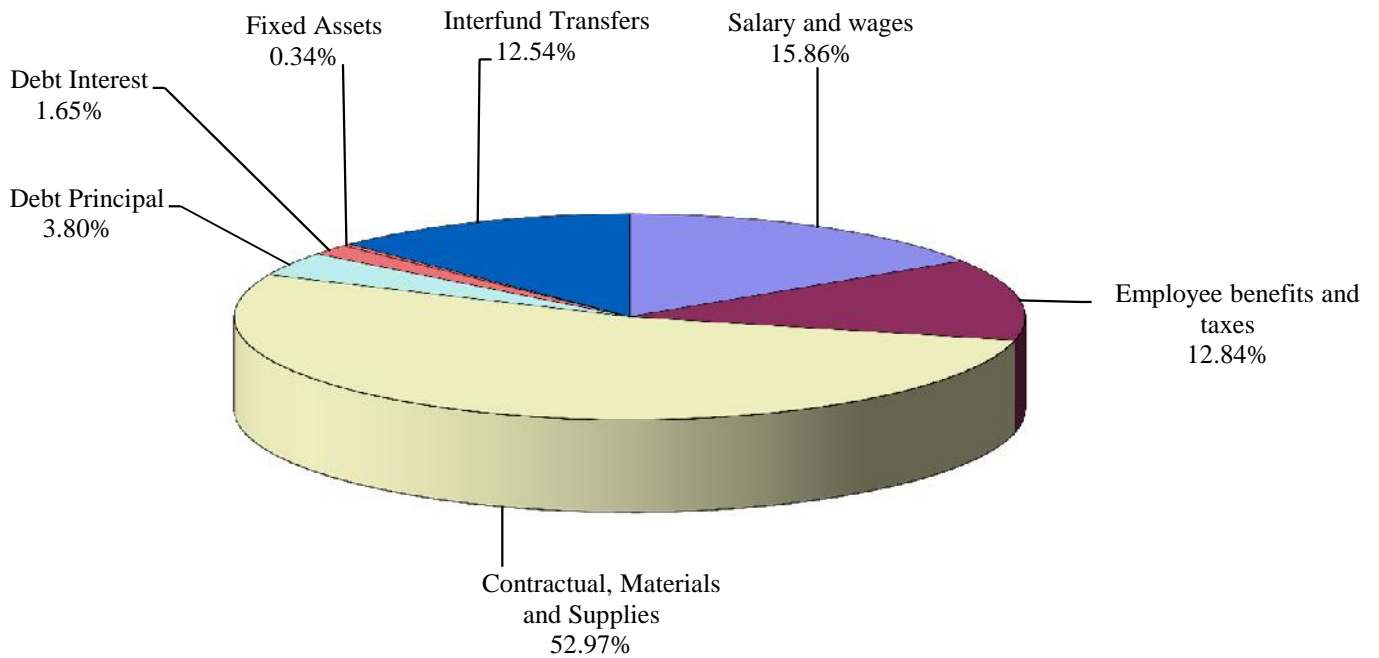
1. The Budget 2017 column includes prior year encumbrances funded by the Reserve for Encumbrances.

**Town of Huntington
Waste Water Fund-By Object and Source
For Fiscal Years Ending December 31, 2018**

2018 REVENUE BY SOURCE



2018 EXPENDITURES BY OBJECT



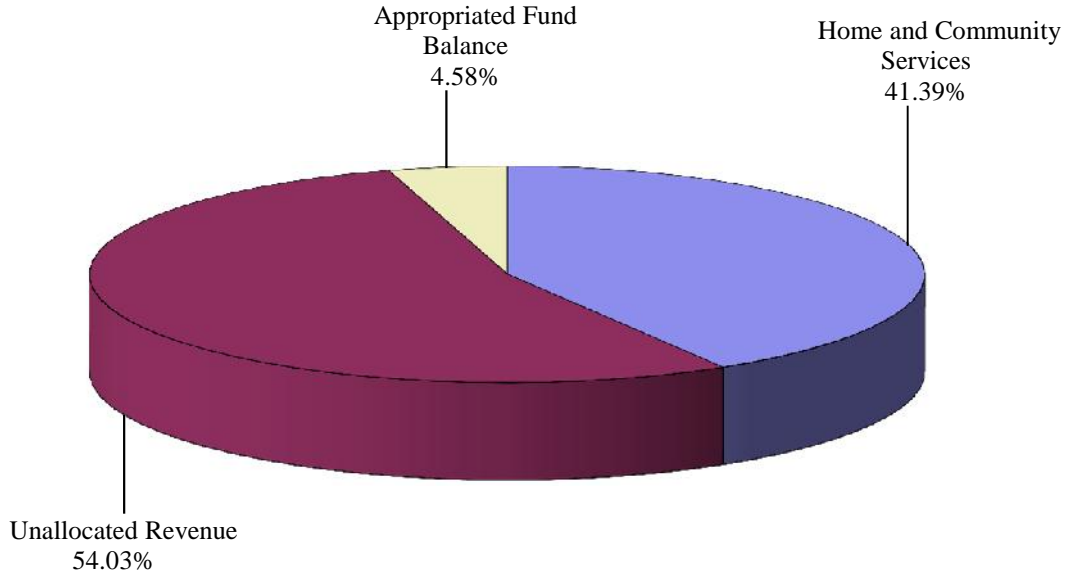
Town of Huntington
Dix Hills Water District-By Function
For Fiscal Years Ending December 31, 2018

	Actual 2016	Revised 2017	Projected 2017	Budget 2018
Funding Sources:				
Program revenue and debt proceeds:				
Home and Community Services	2,143,687	2,331,000	2,223,790	2,256,500
Unallocated Revenue	2,556,916	2,519,628	2,593,934	2,945,456
Appropriated Fund Balance	-	618,450	618,450	250,000
Total Funding Sources	\$ 4,700,603	\$ 5,469,078	\$ 5,436,174	\$ 5,451,956
Funding Uses:				
Program Expenditures:				
General Government	\$ 22,304	\$ 56,212	\$ 39,600	\$ 29,600
Home and Community Services	3,811,220	3,937,250	3,914,869	3,987,801
Debt Service Transfers	838,857	724,000	710,000	740,000
Interfund Transfers	700,178	776,103	776,103	694,555
Total Funding Uses	\$ 5,372,559	\$ 5,493,565	\$ 5,440,572	\$ 5,451,956

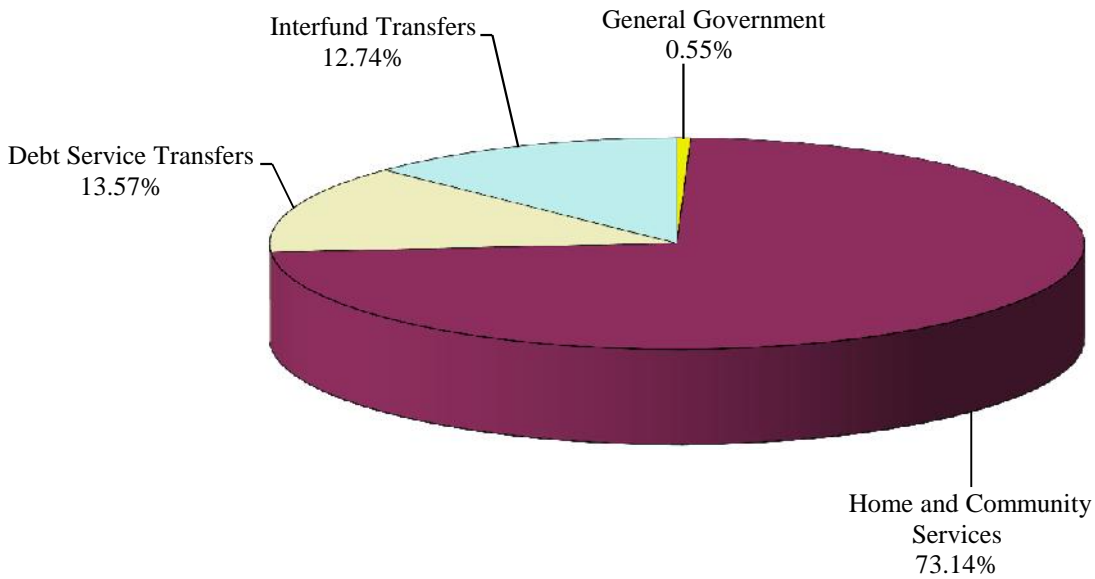
1. The Budget 2017 column includes prior year encumbrances funded by the Reserve for Encumbrances.

**Town of Huntington
Dix Hills Water District-By Function
For Fiscal Years Ending December 31, 2018**

2018 PROGRAM REVENUE



2018 PROGRAM EXPENDITURES



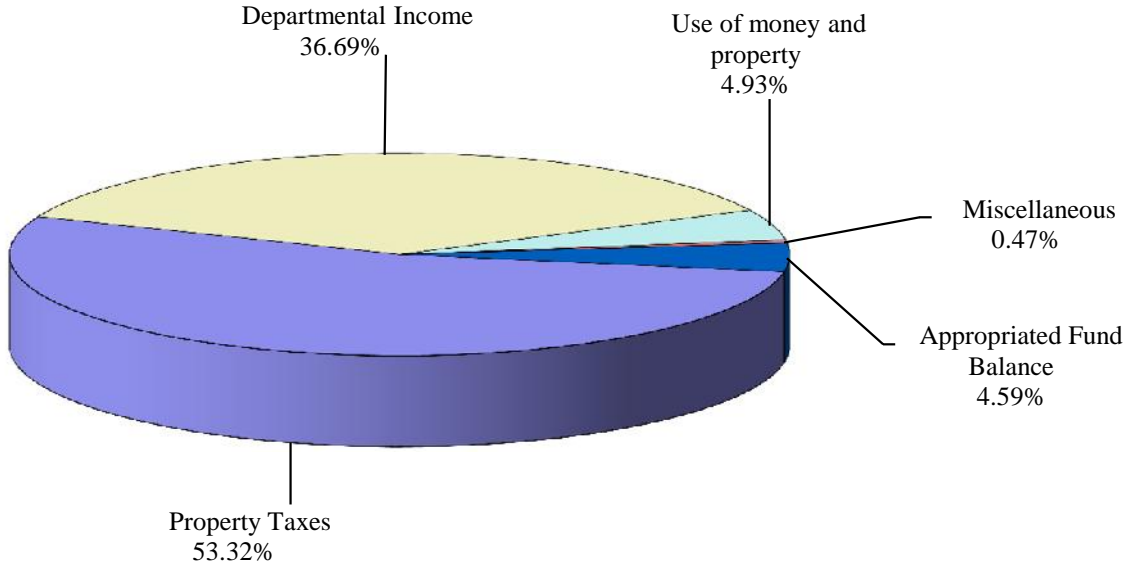
Town of Huntington
Dix Hills Water District-By Object and Source
For Fiscal Years Ending December 31, 2018

	Actual 2016	Revised 2017	Projected 2017	Budget 2018
Funding Sources:				
Revenues and debt proceeds:				
Property Taxes	\$ 2,518,509	\$ 2,495,317	\$ 2,561,642	\$ 2,907,145
Other real property tax items	22	-	-	-
Departmental Income	1,893,263	2,048,250	1,964,040	2,000,250
Use of money and property	265,678	295,061	272,270	268,561
Sale of property and compensation for loss	11,400	-	4,017	-
Miscellaneous	11,731	12,000	15,755	26,000
Appropriated Fund Balance	-	618,450	618,450	250,000
Total Funding Sources	\$ 4,700,603	\$ 5,469,078	\$ 5,436,174	\$ 5,451,956
Funding Uses:				
Expenditures:				
Salary and wages	\$ 1,078,678	\$ 1,121,817	\$ 1,120,415	\$ 1,161,057
Employee benefits and taxes	823,216	954,808	944,847	992,444
Contractual, Materials and Supplies	1,684,231	1,817,320	1,792,190	1,845,900
Debt Principal	690,899	575,000	570,000	605,000
Debt Interest	147,958	149,000	140,000	135,000
Fixed Assets	247,399	99,517	97,017	18,000
Interfund Transfers	700,178	776,103	776,103	694,555
Total Funding Uses	\$ 5,372,559	\$ 5,493,565	\$ 5,440,572	\$ 5,451,956

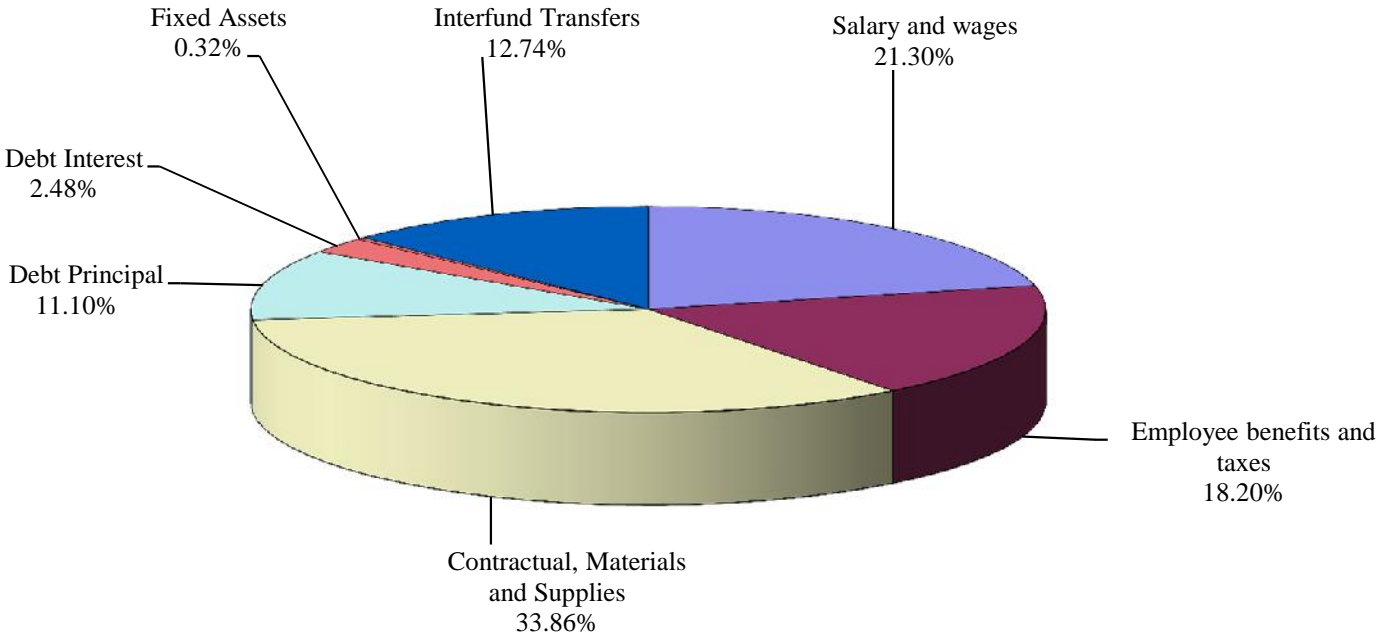
1. The Budget 2017 column includes prior year encumbrances funded by the Reserve for Encumbrances.

**Town of Huntington
Dix Hills Water District-By Object and Source
For Fiscal Years Ending December 31, 2018**

2018 REVENUE BY SOURCE



2018 EXPENDITURES BY OBJECT



Departmental Summaries and Budgets





Assessor

Roger D. Ramme, Assessor

◆ Section I - Departmental Mission:

The mission of the Assessor's Office is to maintain a fair, accurate and timely valuation of the Town's assessment roll of all real property within the Town in an equitable manner. Once finalized, the annual Town Assessment Roll becomes the tax base which is utilized to apportion the annual Town Tax Warrant, which will exceed \$1 billion in the 2018 calendar year. This is the money which funds the operating budgets of the Town, County, Schools, Libraries and special districts' (fire, water, ambulance, sewer, refuse, lighting, and business improvement districts). An accurate assessment roll furthers the Town's strategic goal of maintaining fiscal strength with the solid tax structure necessary to deliver quality public services.

The primary mission of the STAR Division is to educate the public regarding STAR and ensure that all eligible Town of Huntington residents file applications in a timely manner to receive their School Tax Relief (STAR) exemption as soon as legally possible.

◆ Section II - Legal Authority:

The duties and responsibilities of the Assessor's Office are governed by New York State Real Property Law and the New York State Rules for Real Property Tax Administration as enacted by the NYS Department of Taxation and Finance, Office of Real Property Tax Services. The appointment of the Town Assessor is authorized under Section 310 of the Real Property Tax Law and Local Law No. 9-1982 of the Town Code.

The School Tax Relief Act (STAR) is part of New York State Real Property Tax Law, Section 425.

◆ Section III - Operating Environment:

There are numerous internal and external factors that impact this department's ability to focus on and accomplish our primary mission.

Assessor's Office:

Grievance Processing:

This office processes approximately 12,000 grievance complaints each year on residential and commercial property. The law requires grievances to be filed in the month of May each year, and each grievance must be entered into the computer system, and individually reviewed and determined by an independent Board of Assessment Review by July 1st of each year.

Small Claims Assessment Review (SCAR) Proceedings:

SCAR proceedings are residential assessment appeals to the Suffolk County Supreme Court after a denial by the Board of Assessment Review. For the past several years, the SCAR caseload has varied from 6,000 to 8,000 appeals, and it is projected that the caseload for 2017/18 will be the same or more cases.

Property Tax Exemption Processing:

The Assessor's Office is responsible each year for the administration and processing of thousands of property tax exemptions allowed under State and local laws, such as Veterans, Senior Citizens with Low Income, Home Improvement, Disabled with Low Income, Agricultural Commitment, Non Profit and Volunteer Firefighters & Ambulance Workers.



Assessor

Roger D. Ramme, Assessor

Inventory of Real Property:

Establish the condition and value of all 73,697 parcels of residential, commercial, industrial and utility real property within the Town as of taxable status date (March 1st of each year).

STAR Division:

The majority of the Town's residential property owners are entitled to the BASIC STAR exemption. Therefore, approximately 55,000 of the 63,450 Town of Huntington households are entitled to these school tax savings. Additionally, applicants over 65 years of age or older may be eligible for additional school tax savings through the Enhanced STAR program, several thousand of which are administered by the STAR division. Each Enhanced STAR exemption must be renewed annually with the Town's STAR Office by March 1st or through the NYS Department of Taxation and Finance.

◆ Workload Indicators:

Small Claims Assessment Reviews (SCAR) Proceedings:

The number of SCAR cases filed is expected to increase for 2017/18 tax year compared to the number filed in 2016/2017 tax year, with minimal part-time staffing available to handle this workload.

◆ 2017 Achievements:

The Department's 2017 significant achievements include the following:

Small Claims Assessment Review (SCAR) Proceedings:

The SCAR defense/appraisal firm retained by the Town Board in 2013 will continue to defend by negotiation or litigation approximately 4,000 cases in 2017, with the existing office staff defending the remaining 2,000 cases. Additionally, the existing office staff will spend countless hours preparing files for the defense firm, and tracking, calendaring, data entering, reviewing the billing and managing the 4,000 cases assigned to the SCAR defense firm, and performing most of these same duties with regard to the 2,000 cases handled by the existing office staff.

STAR Exemption:

Enhanced STAR Exemption:

In addition to the process of approximately 1,000 traditional Enhanced STAR renewal applications, the New York State Department of Taxation and Finance, Office of Real Property Tax Services, provided this office with a list of nearly 500 individuals for whom it could not determine income eligibility for the Enhanced STAR exemption. As a result, our office was required to verify the income of all of these property owners. This verification process required our department to notify all of them of their ineligibility for the exemption, and evaluate all of the income of those applicants who believed themselves still eligible. During this process, our office evaluated all of the income tax returns submitted, and determined which properties should retain the Enhanced STAR exemption, and which should be removed.



Assessor

Roger D. Ramme, Assessor

STAR Exemption Program Change:

As a result of a significant change in the law on April 1, 2016, most new Basic and Enhanced STAR applications are required to be filed directly with the New York State Department of Taxation and Finance which will issue a STAR check to eligible applicants in lieu of receiving a STAR exemption. As part of the transition from an exemption to a check, this Department is charged with the responsibility of removing any STAR exemption approved after March 2, 2015, for new applicants on transferred property or property which did not have a STAR exemption on the 2015/16 assessment roll. As a result of this removal, and the program change generally, this Department was flooded with phone calls and office visits by potential affected property owners.

Grievance Complaint Processing and Review:

In an effort to reduce the number of SCAR filings by individual homeowners and SCAR companies, our office has made a concerted effort to encourage residents to file grievance complaints on their own (pro se) to avoid the time and expense of filing SCAR proceedings. As part of this effort, our office emphasized the need for the property owner to submit information relevant to the value of their homes such as an appraisal or a comparative market analysis, to persuade the Board of Assessment Review to reduce the assessment. This year, approximately 400 pro se grievance complaints were received, all of which were reviewed by the Assessor's staff prior to the Board of Assessment Review making a final determination. This process has resulted in approximately 300, reductions being given by the Board of Assessment Review to those homeowners who properly documented their cases. This approval should reduce the number of SCAR cases being filed after the assessment roll becomes final in September, 2017.

Senior Low Income Exemption applications (New and Renewal):

The annual filings of new and renewal Senior Low Income exemption applications has steadily increased over the past several years to the point where in 2017 there were 225 new applications filed and approximately 900 renewal applications. Since these applications are income based and not dependent upon the applicants' assets, most tax returns are complex and require time-consuming and tedious analysis to separate income from assets. In addition to the manual application review process, there are more than 600 applicants who renewed their Senior Low Income exemption by affidavit, which involves the expenditure of substantial processing time by both this Department and the office of Receiver of Taxes. The substantial volume of Senior Low income activity handled by this Department, along with the corresponding contacts with elderly applicants unable to grasp the complexities of the program, continues to place a significant strain on the limited staff available to handle this workload. With the aging of the population, we expect the Annual workload to increase for 2018 and beyond.

◆ 2018 Goals:

Assessment Rolls:

Increase the value of the assessment roll by adding new assessments, and by thoroughly scrutinizing exemption applications and vigilantly defending SCAR cases, both of which significantly erode the tax base each year.

Grievance Complaints and Small Claims Assessment Review (SCAR) Proceedings:

Continue processing as efficiently as possible approximately 12,000 grievance complaints filed with our office in May, 2017, defending between 2,000 and 3,000 SCAR cases resulting from grievance denials by the Board of Assessment Review, and providing significant support to our SCAR defense firm in its handling of between 4,000 and 5,000 SCAR cases.



Assessor

Roger D. Ramme, Assessor

Exemptions:

Review and process all existing and upgraded enhanced STAR and aged property tax exemptions so they are appropriately reflected on the next assessment roll.

◆ Performance Measures:

SCAR Proceedings:

Residential assessment appeal cases in Supreme Court, called “Small Claims Assessment Review” cases, or “SCAR”, have decreased over the past two years and are expected to remain at the same level as last year, as follows:

Fiscal Year	Actual 2015/16	Actual 2016/17	Projected 2017/18
Caseload	8,000–	6,200–	6,200–

Maintain Assessment Roll

Assessment values have been maintained with little or no significant decrease.

Fiscal Year	Actual 2015/16	Actual 2016/17	Projected 2017/18
Assessed Value	\$325,208,126	\$324,025,888	\$324,202,613
% Change	-	-.21%	.09%

STAR:

Enhanced STAR applications are tracked, processed and valued on schedule for timely tax billing.

Fiscal Year	Actual 2015/16	Actual 2016/17	Projected 2017/18
Enhanced STAR Exemptions Processed	8,100	8,200	8,200



Assessor

Roger D. Ramme, Assessor

		2016	2017	2017	2018
	Fund/ Division	Actual	Modified Budget	Projected	Budget
Expenses					
Assessor	A1355	\$ 970,845	\$ 1,055,304	\$ 1,075,198	\$ 1,094,936
Assessment Review Board	A1356	58,675	62,655	62,655	62,655
Star Exemption	A1357	65,179	70,889	70,889	70,889
		\$ 1,094,699	\$ 1,188,848	\$ 1,208,742	\$ 1,228,480
Net Department Costs					
		\$ 1,094,699	\$ 1,188,848	\$ 1,208,742	\$ 1,228,480

		2016	2017	2017	2018
	Fund/ Division	Actual	Modified Budget	Actual	Budget
Authorized Positions					
Assessor	A1355	9	10	8	10
Assessment Review Board	A1356	5	5	5	5
Star Exemption	A1357	1	1	1	1
Department Total		15	16	14	16

		2016	2017	2017	2018
		Actual	Modified Budget	Projected	Budget
Expenses					
Salary and Wages		\$ 819,551	\$ 841,476	\$ 861,370	\$ 876,260
Employee Benefits and Taxes		62,749	69,972	69,972	69,820
Contractual Costs, Materials & Supplies		212,399	277,400	277,400	282,400
Total Expenses		\$ 1,094,699	\$ 1,188,848	\$ 1,208,742	\$ 1,228,480
Net Cost					
		\$ 1,094,699	\$ 1,188,848	\$ 1,208,742	\$ 1,228,480

Net Cost by Fund					
General Fund		\$ 1,094,699	\$ 1,188,848	\$ 1,208,742	\$ 1,228,480
Total Net Cost		\$ 1,094,699	\$ 1,188,848	\$ 1,208,742	\$ 1,228,480



Audit & Control

Peggy Karayianakis CPA, Interim Comptroller/Director

◆ Departmental Mission:

The mission of the Department of Audit & Control is to safeguard and administer the Town's assets and provide comprehensive financial management information on the financial health of the Town. The Department provides the legally required audit functions in addition to monitoring and reporting on Town agencies in a timely manner. The department supports the Town's mission of maintaining fiscal strength.

◆ Legal Authority:

The Department of Audit & Control is authorized under Section 20 (3)(b) and Section 34 of New York State Town Law and Chapter 6 of the Huntington Town Code. Local Law 12-2006 was adopted in April of 2006 amending the Code of the Town of Huntington Chapter 6 to remove the Department of Data Processing.

◆ Operating Environment:

The Department of Audit & Control manages three divisions:

Comptroller: The Department is responsible for disbursing and accounting for approximately \$190 million in operating expenses for wages, supplies and services. Making certain the accounting and collection of revenues due to the Town are accurate and timely. Other duties include compiling and issuing the Town's Comprehensive Annual Financial Report (CAFR) as well as preparing the town-wide annual operating budget and periodic budget projections. The Comptroller manages the financing of the Town's capital projects (multi-year construction projects or other asset acquisitions) averaging \$15 million per year. The Comptroller's Office safeguards and manages all of the Town's cash and investments to maximize interest earnings and minimize risk. All Town Board Resolutions are reviewed for fiscal impact. Approximately \$878 million in taxes is collected by the Tax Receiver and disbursed to the various taxing jurisdictions by this office.

Payroll: Supervises, coordinates and accurately prepares the payroll for all Town employees ensuring compliance with applicable regulations, policies and bargaining agreements.

Purchasing: The Purchasing Division procures materials, equipment and services at the lowest cost consistent with the quality and suitability required in accordance with the Town's Purchasing Policy and all applicable laws.

◆ Workload Indicators:

The Department of Audit & Control's workload is directly related to the activity in the operating departments in addition to budget fluctuations. Budgets influence the level of activity as follows:

Accounts Payable- Process over 22,500 invoices and prepares approximately 8,000 payments per year.

Fiscal Year	Actual 2014	Actual 2015	Actual 2016	Projected 2017
Accounts Payable Payments	8,079	8,982	7,821	8,000



Audit & Control

Peggy Karayianakis CPA, Interim Comptroller/Director

Accounts Receivable- Process and record 3,100 cash payments per year.

Payroll- Processes payroll for approximately 676 regular employees, 190 part-time permanent employees and approximately 822 temporary seasonal staff in accordance with all applicable labor laws.

Purchasing- This year Purchasing is projecting to conduct over 120 sealed bids; 25 requests for proposal and 20 public works bids and administers the creation of more than 3,200 purchase orders within the parameters of the Town Operating & Capital budgets.

Fiscal Year	Actual 2014	Actual 2015	Actual 2016	Projected 2017
Total Bids/RFPS Issued	140	120	160	125

Capital Project Management- Provides and manages funding for approximately 40 Town projects per year and over 100 on a cumulative basis.

Budget preparation and management- Prepares annual budget of \$194 million effectively managing taxpayer funds.

Cash Management- Manage cash of over 136 million in approximately 23 accounts to maximize interest earnings.

Internal and annual Audits- Performed 12 internal audits in 2016, 29 audits of payments to outside agencies and 2 LOSAP audits of ambulance squads. The schedule for 2017 is for 5 internal audits, 23 audits of outside agencies and 2 LOSAP audits of ambulance squads.

Risk Management- Risk Management operation emphasizes affordable insurance protection, loss prevention and claims management. This includes risk analysis and risk assessment of locations and conditions which could result in monetary claims against the Town. Our aggressive defense in monitoring claims continues to reduce potential awards and settlements.

◆ 2017 Achievements:

- In August 2017, the Town was awarded an AAA bond rating, the highest rate possible by two bond-rating agencies, Moody's and Standard & Poor's. The Town is at the highest rate possible, an achievement hard to accomplish in such turbulent economic times, clearly confirming the Town's financial strength. These ratings continue to maintain Huntington as one of the highest rated towns on Long Island.
- In 2017 the Town of Huntington was presented with an Award of Financial Reporting Achievement from the Government Finance Officers Association of the United States & Canada for the fiscal year ended 2016. This was the seventeenth consecutive year that the Town was presented with this award. A Certificate of Achievement is presented to those government units whose annual financial reports are



Audit & Control

Peggy Karayianakis CPA, Interim Comptroller/Director

judged to adhere to program standards and represents the highest award in governmental financial reporting.

- In 2017 the Town of Huntington was presented with the Distinguished Budget Presentation Award from the Government Finance Officers Association of the United States & Canada for the fiscal year beginning January 1, 2017. This was the sixth consecutive year that the Town was presented with the award.
- Full implementation of automated timekeeping system at Town Hall facility.
- In 2016, diligent monitoring of cash flows, investment accounts and related rates of return resulted in an 54% increase in investment income.
- Expansion of electronic payment system to all beach locations.
- An internal audit program designed to strengthen internal controls. As a result, policies and procedures have been implemented and revised to safeguard the Town’s assets.
- Monitored the annual budget and instituted budget reductions and ensured that ongoing budget deficits reduction targets were met.
- Aggressive effort to increase employee enrollment in direct deposit program to increase efficiency.
- By leveraging the Town’s buying power and maximizing the efficiency and expenditure of government funds, consistent with New York General Municipal Law §103(16), certain contracts awarded by the Town of Huntington were made available to other New York State governmental entities.

◆ 2018 Goals:

The Department of Audit & Control’s goals includes, but are not limited to the following:

- To receive a Certificate of Achievement for Excellence in Financial Reporting for the 2016 report.
- To receive a Certificate of Achievement in Budget Excellence for the 2017 budget.
- Continue implementation of automated timekeeping system throughout all town facilities.
- Continue to expand the use of electronic payments to increase efficiency and cash flow.
- Perform audits of Town departments and outside agencies and issue relevant policies and procedures to strengthen internal controls.
- Maximize cash flow and rates of return.

◆ Performance Measures:

The performance measures that will be used to measure progression towards departmental goals are as follows:

- Submit the annual financial report and budget within required time frames to receive the GFOA award.
- Monitor and track the number of audits performed each year.

<u>Year</u>	<u>Internal Audits</u>	<u>Agency Audits</u>
2015	17	29
2016	12	29
2017	5	23



Audit & Control

Peggy Karayianakis, Interim Comptroller/Director

	Fund/ Division	2016 Actual	2017		2018 Budget
			Modified Budget	2017 Projected	
Operating Division Expenses					
Comptroller	A1315	999,339	1,038,315	1,038,390	1,027,263
Payroll	A1316	151,022	174,964	174,964	167,939
Purchasing	A1345	307,609	302,058	302,058	302,808
Union Representatives	A1431	325,338	308,827	308,827	337,544
Total Expenses		\$ 1,783,308	\$ 1,824,164	\$ 1,824,239	\$ 1,835,554

Operating Division Revenues

Interest & Penalties	A1090	302,914	280,000	280,000	280,000
Comptroller's Fee - Ret Checks	A1240	6,145	1,000	5,000	1,000
Interest & Earnings	A2401	208,734	180,000	216,000	200,000
Earn/Invest Capital Fund	A2402	14,374	-	-	-
Interest/Env Open Space Resrve	A2405	48,085	-	-	-
Interest/Miscellaneous Reserve	A2408	14,051	-	-	-
Premium on Obligations	A2710	-	-	33,534	-
Interest & Penalties	B1090	37	1,000	1,000	1,000
Comptroller's Fee - Ret Checks	B1240	620	500	500	500
Interest & Earnings	B2401	15,131	15,000	16,000	15,000
Earn/Invest Capital Fund	B2402	2,363	-	-	-
Interest/Miscellaneous Reserve	B2408	2,061	-	-	-
Premium on Obligations	B2710	-	-	2,192	-
Interest & Earnings	C2401	2,793	2,099	3,000	2,000
Interest & Penalties	DB1090	276	-	-	-
Interest & Earnings	DB2401	136,796	80,000	110,000	100,000
Earn/Invest Capital Fund	DB2402	2,577	-	-	-
Interest/Miscellaneous Reserve	DB2408	7,392	-	-	-
Premium on Obligations	DB2710	-	-	40,182	-
Interest & Penalties	SL1090	29	-	-	-
Interest & Earnings	SL2401	14,646	22,000	14,500	22,000
Earn/Invest Capital Fund	SL2402	85	-	-	-
Interest/Miscellaneous Reserve	SL2408	97	-	-	-
Interest & Penalties	SM11090	4	-	-	-
Interest & Earnings	SM12401	677	1,500	1,500	1,500
Interest & Penalties	SM21090	19	100	20	20
Interest & Earnings	SM22401	5,220	6,100	3,095	5,500
Interest & Penalties	SR1090	210	1,000	250	1,000
Interest & Earnings	SR2401	71,785	70,000	80,200	70,000
Earn/Invest Capital Fund	SR2402	499	-	-	-
Interest/Miscellaneous Reserve	SR2408	286	-	-	-
Premium on Obligations	SR2710	-	-	1,096	-



Audit & Control

Peggy Karayianakis, Interim Comptroller/Director

		2016	2017	2017	2018
	Fund/ Division	Actual	Modified Budget	Projected	Budget
Interest & Penalties	SS11090	40	500	500	500
Interest & Earnings	SS12401	21,239	13,000	18,000	13,000
Earn/Invest Capital Fund	SS12402	1,379	-	-	-
Interest/Miscellaneous Reserve	SS12408	225	-	-	-
Premium on Obligations	SS12710	-	-	10,959	-
Interest & Penalties	SS21090	1	-	-	-
Interest & Earnings	SS22401	494	500	500	500
Interest & Earnings	SS32401	4,789	1,000	1,500	2,000
Interest/Miscellaneous Reserve	SS32408	9	-	-	-
Premium on Obligations	SS32710	-	-	2,192	-
Interest & Penalties	SW11090	22	-	-	-
Comptroller's Fee - Ret Checks	SW11240	520	250	250	250
Interest & Earnings	SW12401	13,777	12,061	12,000	12,061
Earn/Invest Capital Fund	SW12402	281	-	-	-
Interest/Miscellaneous Reserve	SW12408	675	-	270	-
Premium on Obligations	SW12710	-	-	3,653	-
Total Revenues		\$ 901,357	\$ 687,610	\$ 857,893	\$ 727,831
Net Department Costs		\$ 881,951	\$ 1,136,554	\$ 966,346	\$ 1,107,723

		2016	2017	2017	2018
	Fund/ Division	Actual	Modified Budget	Actual	Budget
Authorized Positions					
Comptroller	A1315	10	10	10	10
Payroll	A1316	2	2	2	2
Purchasing	A1345	4	4	4	4
Union Representatives	A1431	3	3	3	3
Department Total		19	19	19	19



Audit & Control

Peggy Karayianakis, Interim Comptroller/Director

			2017		
	Fund/ Division	2016 Actual	Modified Budget	2017 Projected	2018 Budget
Unallocated Expenses					
Fiscal Agent Fees	A1380	38,626	35,000	35,000	35,000
Unallocated Insurance	A1910	339,430	360,000	360,000	395,000
Municipal Association Dues	A1920	8,217	9,000	9,000	9,000
Purchase of Land	A1940	-	1,500,000	1,500,000	1,500,000
Taxes & Assessment/Muni Prop	A1950	12,012	13,600	13,600	20,000
Employee Assistance Program	A1989	13,700	20,000	20,000	20,000
Contingency	A1990	-	211,123	50,000	-
State Retirement	A9010	4,878,102	6,072,111	5,500,000	5,977,554
Social Security	A9030	55,960	91,000	111,000	93,062
Worker's Compensation	A9040	1,536,039	1,431,250	1,500,000	1,400,000
Life Insurance	A9045	32,090	50,000	50,000	50,000
Unemployment Insurance	A9050	60,864	125,625	100,000	130,000
Disability Insurance	A9055	52,069	90,000	90,000	90,000
Hospital / Medical Insurance	A9060	10,311,653	11,693,400	11,368,000	12,320,000
Welfare Fund-White Collar/Appt	A9065	478,520	518,000	518,000	550,000
Misc. Salaried Benefits	A9070	1,150,894	1,068,000	1,068,000	1,068,000
Serial Bonds	A9710	3,859,058	3,980,000	3,900,000	4,100,000
Bond Anticipation Notes	A9730	512,500	500,000	505,000	-
Interfund Trans - Capital Cash	A9950	3,197,854	757,000	357,000	-
Fiscal Agent Fees	B1380	2,068	2,500	2,500	2,500
Unallocated Insurance	B1910	26,911	35,000	35,000	35,000
Prov For Employ Trng/Eval Prog	B1989	3,500	6,000	6,000	6,000
Contingency	B1990	-	211,848	100,000	-
State Retirement	B9010	900,340	1,091,375	1,091,375	1,087,027
Social Security	B9030	15,924	24,700	24,700	26,500
Worker's Compensation	B9040	147,300	120,000	180,000	120,000
Life Insurance	B9045	7,806	10,000	8,834	11,000
Unemployment Insurance	B9050	3,625	8,000	8,000	8,000
Disability Insurance	B9055	7,907	20,000	7,590	20,000
Hospital / Medical Insurance	B9060	2,086,248	2,474,700	2,243,161	2,631,500
Welfare Fund-White Collar/Appt	B9065	158,169	160,000	160,000	172,000
Misc. Salaried Benefits	B9070	238,910	172,000	171,320	172,000
Serial Bonds	B9710	182,943	205,000	205,000	231,000
Interfund Trans - Capital Cash	B9950	-	147,278	147,278	-
Unallocated Insurance	C1910	1,684	500	500	500
Interfund Transfers	C9901	37,536	47,517	47,517	44,574
Business Improvement Districts	CB8620	186,502	186,505	186,505	186,505
Fiscal Agent Fees	DB1380	34,945	45,000	45,000	45,000
Unallocated Insurance	DB1910	90,783	97,000	97,000	112,000



Audit & Control

Peggy Karayianakis, Interim Comptroller/Director

			2017		
	Fund/ Division	2016 Actual	Modified Budget	2017 Projected	2018 Budget
Judgements and Claims	DB1930	-	1,700,000	1,700,000	-
Prov For Employ Trng/Eval Prog	DB1989	5,250	9,000	9,000	9,000
Contingency	DB1990	-	514,413	75,000	-
State Retirement	DB9010	2,009,098	2,207,659	2,100,000	2,322,659
Social Security	DB9030	9,583	48,000	20,000	48,000
Worker's Compensation	DB9040	1,192,098	1,100,000	1,100,000	1,100,000
Life Insurance	DB9045	197	400	400	400
Unemployment Insurance	DB9050	6,755	20,000	20,000	75,000
Disability Insurance	DB9055	167	1,000	1,000	1,000
Hospital / Medical Insurance	DB9060	4,188,766	4,593,900	4,593,900	5,034,000
Welfare Fund-White Collar/Appt	DB9065	4,095	6,500	4,169	6,500
Misc. Salaried Benefits	DB9070	360,018	424,000	418,100	424,000
Serial Bonds	DB9710	7,386,282	6,835,000	7,000,000	6,800,000
Interfund Trans - Capital Cash	DB9950	560,397	-	-	-
Fire Protection District #1	SF13410	1,478,158	1,480,051	1,480,051	1,506,651
Interfund Transfers	SF19901	97,502	99,319	99,319	105,125
Fiscal Agent Fees	SL1380	1	500	500	500
Unallocated Insurance	SL1910	10,516	14,000	14,000	14,000
State Retirement	SL9010	133,156	148,301	148,301	148,301
Social Security	SL9030	119	7,250	7,250	7,250
Worker's Compensation	SL9040	38,832	10,000	75,000	10,000
Life Insurance	SL9045	55	300	77	300
Unemployment Insurance	SL9050	-	5,000	5,000	5,000
Disability Insurance	SL9055	83	1,000	84	1,000
Hospital / Medical Insurance	SL9060	263,452	308,400	270,543	302,000
Welfare Fund-White Collar/Appt	SL9065	2,047	4,200	2,085	4,200
Misc. Salaried Benefits	SL9070	16,773	78,000	76,240	78,000
Serial Bonds	SL9710	11,229	11,650	11,650	11,800
Interfund Transfers	SL9901	548,867	599,511	599,511	497,997
Commack Ambulance District	SM14541	343,838	823,136	760,505	839,023
State Retirement	SM19010	81,637	95,000	95,000	95,000
Interfund Transfers	SM19901	36,408	38,651	38,651	30,260
Hunt Community Ambulance	SM24542	1,587,503	1,427,750	1,202,500	1,603,065
State Retirement	SM29010	434,138	500,000	500,000	500,000
Interfund Transfers	SM29901	149,819	154,035	154,035	143,777
Fiscal Agent Fees	SR1380	2,727	3,000	3,000	3,000
Unallocated Insurance	SR1910	65,280	80,000	70,000	80,000
Prov For Employ Trng/Eval Prog	SR1989	3,500	6,000	5,000	6,000
Contingency	SR1990	-	45,866	25,000	-
State Retirement	SR9010	585,271	740,174	700,000	740,174
Social Security	SR9030	5,080	23,000	23,000	23,000



Audit & Control

Peggy Karayanakis, Interim Comptroller/Director

			2017		
	Fund/ Division	2016 Actual	Modified Budget	2017 Projected	2018 Budget
Worker's Compensation	SR9040	678,650	300,000	500,000	300,000
Life Insurance	SR9045	99	500	119	500
Unemployment Insurance	SR9050	3,427	20,000	10,000	20,000
Disability Insurance	SR9055	83	500	84	500
Hospital / Medical Insurance	SR9060	1,253,500	1,377,000	1,430,150	1,590,000
Welfare Fund-White Collar/Appt	SR9065	2,047	2,100	2,085	3,000
Misc. Salaried Benefits	SR9070	144,665	172,000	176,125	172,000
Serial Bonds	SR9710	193,865	218,000	210,000	230,000
Interfund Transfers	SR9901	2,001,310	2,142,961	2,142,961	2,023,785
Interfund Trans - Capital Cash	SR9950	65,000	-	-	-
Fiscal Agent Fees	SS11380	4,764	4,000	4,000	4,000
Unallocated Insurance	SS11910	14,184	18,000	18,000	18,000
Prov For Employ Trng/Eval Prog	SS11989	750	1,500	1,500	1,500
State Retirement	SS19010	235,284	307,445	275,000	307,445
Social Security	SS19030	1,317	9,750	9,750	9,750
Worker's Compensation	SS19040	16,071	70,850	50,000	75,000
Life Insurance	SS19045	-	500	-	500
Unemployment Insurance	SS19050	-	7,000	-	7,000
Disability Insurance	SS19055	-	500	-	500
Hospital / Medical Insurance	SS19060	599,864	671,800	663,177	728,300
Misc. Salaried Benefits	SS19070	46,910	96,000	85,889	96,000
Serial Bonds	SS19710	787,730	785,000	770,000	885,000
Interfund Transfers	SS19901	751,035	790,169	790,169	774,734
Interfund Trans - Capital Cash	SS19950	175,000	-	-	-
Unallocated Insurance	SS21910	856	500	500	500
Worker's Compensation	SS29040	1	-	-	-
Interfund Transfers	SS29901	14,837	13,887	13,887	15,769
Fiscal Agent Fees	SS31380	2,909	500	500	500
Unallocated Insurance	SS31910	2,813	4,000	4,000	4,000
State Retirement	SS39010	30,213	36,324	36,324	36,324
Social Security	SS39030	573	695	695	695
Worker's Compensation	SS39040	493	5,000	5,000	5,000
Life Insurance	SS39045	-	500	-	500
Unemployment Insurance	SS39050	-	1,000	1,000	1,000
Disability Insurance	SS39055	-	250	-	250
Hospital / Medical Insurance	SS39060	58,353	67,800	63,970	87,300
Misc. Salaried Benefits	SS39070	10,291	9,000	8,449	9,000
Serial Bonds	SS39710	15,875	47,000	39,000	66,000
Interfund Transfers	SS39901	132,056	149,093	149,093	151,710
Interfund Trans - Capital Cash	SS39950	-	120,000	120,000	-
Fiscal Agent Fees	SW11380	4,169	5,000	5,000	5,000



Audit & Control

Peggy Karayanakis, Interim Comptroller/Director

	Fund/ Division	2016 Actual	2017		2018 Budget
			Modified Budget	2017 Projected	
Unallocated Insurance	SW11910	14,037	20,000	20,000	20,000
Prov For Employ Trng/Eval Prog	SW11989	500	1,000	1,000	1,000
Contingency	SW11990	-	26,612	10,000	-
State Retirement	SW19010	184,718	212,975	200,000	212,975
Social Security	SW19030	5,429	12,000	10,000	12,000
Worker's Compensation	SW19040	45,062	60,000	100,000	60,000
Life Insurance	SW19045	197	300	237	300
Unemployment Insurance	SW19050	-	5,000	-	5,000
Disability Insurance	SW19055	83	500	84	500
Hospital / Medical Insurance	SW19060	412,357	470,200	449,288	504,700
Welfare Fund-White Collar/Appt	SW19065	2,047	4,200	2,085	4,200
Misc. Salaried Benefits	SW19070	88,699	100,000	93,520	100,000
Serial Bonds	SW19710	838,857	724,000	710,000	740,000
Interfund Transfers	SW19901	700,178	728,103	728,103	694,555
Interfund Trans - Capital Cash	SW19950	-	48,000	48,000	-
Total Unallocated Expenses		\$ 61,830,544	\$ 67,623,012	\$ 65,188,495	\$ 65,230,996

Unallocated Revenues

Appropriated Reserves	A0511	-	755,208	755,208	60,000
Appropriated Fund Balance	A0599	-	239,545	239,545	-
Real Property Taxes	A1001	39,482,847	42,109,825	42,109,825	42,946,157
Other Payments Lieu of Taxes	A1081	62,273	68,045	68,045	110,000
Franchises	A1170	4,622,473	4,150,000	4,350,000	4,300,000
FOIL Request	A1260	432	1,000	1,000	1,000
Misc Revenue, Other Gov	A2389	39,567	102,000	27,000	27,000
Rental of Real Property	A2410	316,489	374,918	374,918	328,446
Tower Rental	A2414	421,687	303,000	303,000	303,465
Rental, Other	A2440	7,481	-	6,500	-
Minor Sales, Other	A2655	5,511	8,000	8,000	8,000
Sale Of Equipment	A2665	16,450	5,000	35,000	5,000
Insurance Recoveries	A2680	398,265	200,000	200,000	200,000
Other Compensation For Loss	A2690	361,564	20,000	20,000	20,000
Refund Of PR YRS Expend	A2701	19,331	-	10,496	-
Gifts & Donations	A2705	14,269	7,925	12,400	-
Employee/Retiree Contributions	A2709	905,311	675,000	750,000	950,000
Unclassified Revenues	A2770	109,987	20,000	44,426	20,000
State Aid, Per Capita	A3001	1,067,256	1,067,256	1,067,256	1,067,256
State Aid, Mortgage Tax	A3005	8,713,280	7,500,000	8,000,000	8,000,000
State Aid, Other	A3089	(199)	112,500	112,500	-
Interfund Transfers	A5031	4,469,548	4,763,246	4,763,246	4,482,286



Audit & Control

Peggy Karayianakis, Interim Comptroller/Director

			2017		
	Fund/ Division	2016 Actual	Modified Budget	2017 Projected	2018 Budget
Capital Project Transfers	A5033	65,347	4,292	4,292	-
Appropriated Reserves	B0511	-	90,000	90,000	-
Real Property Taxes	B1001	4,266,967	4,616,154	4,616,154	4,757,979
Other Payments Lieu of Taxes	B1081	7,191	36,000	8,000	13,000
FOIL Request	B1260	3,894	2,000	2,350	2,000
Insurance Recoveries	B2680	5,460	-	18,296	-
Other Compensation For Loss	B2690	-	-	8,957	-
Grant from Local Government	B2706	-	7,000	7,000	-
Employee/Retiree Contributions	B2709	232,671	120,000	180,000	150,000
Unclassified Revenues	B2770	6,185	4,336	41,650	-
Rental of Real Property	C2410	92,222	89,218	89,218	90,000
Unclassified Revenues	C2770	600	-	-	-
Real Property Taxes	CB1001	186,500	186,500	186,500	186,500
Interest & Penalties	CB1090	2	5	5	5
Appropriated Reserves	DB0511	-	24,745	24,745	20,000
Real Property Taxes	DB1001	31,713,152	32,597,757	32,597,757	32,839,462
Other Payments Lieu of Taxes	DB1081	59,945	66,500	66,500	90,000
Other Compensation For Loss	DB2690	590	-	-	-
Employee/Retiree Contributions	DB2709	210,386	240,000	190,000	400,000
Capital Project Transfers	DB5033	-	255	255	-
Real Property Taxes	SF11001	1,572,553	1,574,370	1,574,370	1,606,776
Interest & Penalties	SF11090	14	-	-	-
Interest & Earnings	SF12401	3,838	5,000	5,000	5,000
Appropriated Fund Balance	SL0599	-	500,000	500,000	250,000
Real Property Taxes	SL1001	3,295,166	3,477,062	3,477,062	3,634,024
Other Payments Lieu of Taxes	SL1081	3,239	7,700	5,200	10,000
Insurance Recoveries	SL2680	18,759	-	3,280	-
Other Compensation For Loss	SL2690	-	-	2,160	-
Employee/Retiree Contributions	SL2709	17,806	15,000	15,000	21,000
Capital Project Transfers	SL5033	369	-	-	-
Real Property Taxes	SM11001	401,946	414,904	414,904	401,698
Insurance Recoveries	SM12680	87,318	479,298	416,667	500,000
Unclassified Revenues	SM12770	54,100	61,085	61,085	61,085
Real Property Taxes	SM21001	2,176,522	848,235	848,235	741,172
Other Payments Lieu of Taxes	SM21081	144	2,100	150	150
Insurance Recoveries	SM22680	-	1,225,250	1,000,250	1,500,000
Appropriated Fund Balance	SR0599	-	300,000	300,000	250,000
Real Property Taxes	SR1001	24,160,829	24,570,261	24,570,261	24,548,321
Insurance Recoveries	SR2680	22,588	-	29,245	-
Employee/Retiree Contributions	SR2709	49,697	50,000	50,000	100,000
Unclassified Revenues	SR2770	28	-	2	-



Audit & Control

Peggy Karayianakis, Interim Comptroller/Director

	Fund/ Division	2016 Actual	2017		2018 Budget
			Modified Budget	2017 Projected	
Appropriated Reserves	SS10511	-	-	-	20,000
Appropriated Fund Balance	SS10599	-	649,945	649,945	-
Real Property Taxes	SS11001	4,605,558	4,734,899	4,734,899	5,150,059
Other Payments Lieu of Taxes	SS11081	2,120	1,700	1,700	1,700
Non-Prop Tax Distrib County	SS11120	144,701	144,701	144,701	144,701
Insurance Recoveries	SS12680	9,851	-	3,948	-
Employee/Retiree Contributions	SS12709	22,059	21,000	21,000	43,000
Unclassified Revenues	SS12770	-	-	2	-
Capital Project Transfers	SS15033	28,050	55	55	-
Real Property Taxes	SS21001	117,322	126,767	126,767	153,649
Other Compensation For Loss	SS22690	10,000	-	-	-
Appropriated Fund Balance	SS30599	-	120,000	120,000	-
Employee/Retiree Contributions	SS32709	2,311	4,000	2,500	5,500
Appropriated Reserves	SW10511	-	90,000	90,000	-
Appropriated Fund Balance	SW10599	-	528,450	528,450	250,000
Real Property Taxes	SW11001	2,412,031	2,395,317	2,395,317	2,807,145
Unpaid Water Bills	SW11030	106,479	100,000	166,325	100,000
Tower Rental	SW12414	250,944	283,000	260,000	256,500
Insurance Recoveries	SW12680	11,400	-	4,017	-
Employee/Retiree Contributions	SW12709	11,631	12,000	12,000	26,000
Unclassified Revenues	SW12770	100	-	102	-
Total Unallocated Revenue		\$ 137,484,407	\$ 143,309,329	\$ 143,924,643	\$ 143,965,036
Net Department Costs		\$ (75,653,863)	\$ (75,686,317)	\$ (78,736,148)	\$ (78,734,040)



Audit & Control

Peggy Karayianakis, Interim Comptroller/Director

	2016 Actual	2017 Modified Budget	2017 Projected	2018 Budget
Expenses				
Salary and Wages	1,560,537	2,230,889	1,808,570	1,571,983
Employee Benefits and Taxes	35,393,910	39,678,228	38,647,454	41,328,137
Contractual Costs, Materials & Supplies	4,402,536	6,895,485	6,269,136	5,119,844
Fixed Assets	735	1,501,400	1,501,400	1,500,500
Principal on Indebtedness	11,110,913	10,589,350	10,600,250	10,335,800
Interest on Indebtedness	2,677,425	2,716,300	2,750,400	2,728,000
Interfund Transfers	8,467,799	5,835,524	5,435,524	4,482,286
Total Expenses	\$ 63,613,855	\$ 69,447,176	\$ 67,012,734	\$ 67,066,550
Revenues				
Appropriated Fund Balance	-	3,297,893	3,297,893	850,000
Real Property Tax	114,497,872	117,752,051	117,818,376	119,872,942
Real Property Tax Items	438,480	464,650	431,370	507,375
Non-Property Tax Items	4,767,174	4,294,701	4,494,701	4,444,701
Departmental Income	11,611	4,750	9,100	4,750
Intergovernment Charge	39,657	102,000	27,000	27,000
Use of Money & Property	1,683,181	1,458,396	1,515,201	1,426,972
Licenses and Permits				
Sale of Property/Compensation for Loss	947,756	1,937,548	1,749,820	2,233,000
Miscellaneous	1,656,473	1,237,346	1,491,471	1,776,585
State Aid	9,780,337	8,679,756	9,179,756	9,067,256
Federal Aid				
Interfund Transfers	4,563,314	4,767,848	4,767,848	4,482,286
Total Revenues	\$ 138,385,855	\$ 143,996,939	\$ 144,782,536	\$ 144,692,867
Net Cost	\$ (74,772,000)	\$ (74,549,763)	\$ (77,769,802)	\$ (77,626,317)



Audit & Control

Peggy Karayianakis, Interim Comptroller/Director

	2017			
	2016 Actual	Modified Budget	2017 Projected	2018 Budget
<u>Net Cost by Fund</u>				
General Fund	(33,429,060)	(32,641,787)	(34,962,553)	(33,763,366)
Part Town	(760,928)	(203,589)	(601,341)	(416,952)
Business Improvement District	-	-	-	-
Highway	(16,282,680)	(15,407,385)	(15,845,870)	(17,471,903)
Fire Protection	(745)	-	-	-
Street Lighting	(2,325,065)	(2,833,650)	(2,806,961)	(2,856,676)
Commack Ambulance	(82,161)	-	-	-
Huntington Ambulance	(10,445)	-	4,785	-
Consolidated Refuse	(19,301,418)	(19,860,160)	(19,733,530)	(19,777,362)
Huntington Sewer	(2,202,314)	(2,803,286)	(2,918,224)	(2,465,231)
Centerport Sewer	(112,123)	(112,880)	(112,880)	(137,880)
Waste Water	246,466	316,162	301,839	354,779
Dix Hills Water	(511,527)	(1,003,188)	(1,095,067)	(1,091,726)
Total Net Cost	\$ (74,772,000)	\$ (74,549,763)	\$ (77,769,802)	\$ (77,626,317)



Engineering Services

Joseph F. Cline, P.E. Director

◆ Departmental Mission:

The Department of Engineering Services is a multi-functional department providing a variety of Engineering and Building Services to Town Residents. The mission of the Department is to provide, where applicable, safe, code compliant and economical engineering designs, oversight and construction management of renovation projects within the Town, both in the public and private sector. The following four (4) divisions comprise the Department of Engineering Services: Engineering Design, Building and Housing, Fire Prevention, and the Dix Hills Water District.

◆ Legal Authority:

Chapter 25 of the Huntington Town Code establishes the Department of Engineering Services and defines the flow and duties of the various divisions. The operation of the department is also governed by numerous State and local laws/codes, including but not limited to the following:

New York State Town Law, Sections 20 & 24	
New York State Fire Prevention and Building Code	
New York State Vehicle and Traffic Law - Section 1660	
Huntington Town Code	- Chapter 87
Huntington Town Code	- Chapter 104
Huntington Town Code	- Chapter 111
Huntington Town Code	- Chapter 137
Huntington Town Code	- Chapter 153
Huntington Town Code	- Chapter 198

◆ Operating Environment:

Engineering Services: The Engineering Design Division is responsible for the in house design and development of plans and specifications for renovations and new capital construction projects within the Town in addition to supervising the actual construction of the projects. The Town contracts with professional engineering consultants on occasion for more complex projects that require particular expertise. This Division performs the contract administration on these consultant projects. The scope of the Division's projects are diverse and vary from roadway and drainage improvements, parking lots, traffic calming, Town parks, marine construction, building design/renovations and construction of public works buildings.

This Division is also responsible for engineering review of Planning Board commercial site plan and subdivision applications. Engineering Services supports the capital project requirements of the Parks and Recreation Department, Maritime Services Division and General Services Division to improve the quality of life projects undertaken throughout the Town.

Building and Housing: The Building and Housing Division is responsible for the administration of the building permit process to insure that all construction complies with the relevant provisions of the Federal, State and Local Codes, including but not limited to, the Building Construction, Fire Prevention, Plumbing and Zoning



Engineering Services

Joseph F. Cline, P.E. Director

Ordinances. Division personnel administer and apply the applicable codes as adopted by the State of New York. This Division is responsible for accepting, reviewing and approving applications, issuing permits and inspecting the various stages of construction. Certificates of Occupancy (CO) are issued when all documentation is received and inspections have been completed. Finally, the files are maintained for thousands of open permits. The Division maintains a vast amount of records of the building permit histories of each property in the Town of Huntington. These records include computerized summaries, microfilm aperture cards and reels, and beginning in 2005, digital scanning. It is from these databases that thousands of duplicate CO's are issued each year.

During the first half of 2017, the administration of the Town of Huntington's Marine Conservation and Coastal Erosion Laws was transferred to the Department of Maritime Services. This change permitted the Department to dedicate an additional Plans Examiner full time to reviewing plan submissions delivered to the Building Department.

Fire Prevention: The Bureau of Fire Prevention is responsible for enforcing fire safety codes throughout the Town. This would include, but not be limited to the following:

- The issuance of construction permits and requisite field inspections for the installation of fire protection equipment including fire sprinkler systems, fire alarm systems, fixed wet and dry chemical extinguishing systems, clean agent extinguishing systems, alternate agent extinguishing systems, and carbon monoxide detection systems.
- The issuance of operation permits and requisite field inspections for twenty-four types of activities or processes detailed within the Town Fire Code from storage of aerosol products to conducting welding or other hot work activities.
- The issuance of general fire safety inspection certificates for the performance of inspections performed within all commercial properties on an annual basis.
- The investigation of complaints pertaining to the existence of conditions or activities that fails to comply with the Fire Code of New York State and or the Town of Huntington Fire Code.
- Conduct fire investigation activities at all major fires that occur within the Town to determine cause and origin and assist the Suffolk County Police Department Arson Squad in these activities.
- The Bureau serves as the liaison between the twelve fire districts within the Town and other Town departments and represents the interests of the Town at various fire association or committee meetings.

Dix Hill Water District: The Dix Hills Water District is a public water supply district, which supplies water to an area with a population of 41,000 people. The District is responsible for delivering high quality drinking water to approximately 8,400 homes and businesses in the Dix Hills section of the Town. The District maintains (17) supply wells, three (3) water storage tanks, five (5) emergency electrical generators, three (3) specialized water treatment systems, 80 miles of water main, 1,290 fire hydrants and over 2,000 system valves.



Engineering Services

Joseph F. Cline, P.E. Director

◆ **Workload Indicators:**

Engineering Services: The workload in the Engineering Services Division is predicated on the ability to perform in-house design services and monitor the construction in the field, and as such, the Division is working at or near optimal capacity.

A current list of active design phase and construction phase projects would include but not be limited to the following:

1. South Parking Garage – Level 2 Waterproofing
2. South Parking Garage – Railings & Guards
3. South Parking Garage – Elevator Upgrade
4. James D. Conte Community Center, Huntington Station – Design Phase Services
5. Erb Farm Park, Dix Hills
6. Animal Shelter, Halesite
7. Mill Dam Park – water service & RPZ
8. Town Hall – Veterans Plaza Renovations
9. Sports Lighting – LED Retrofit
10. Marine Construction Requirements Contract
11. Village Green – Underground Tank Removal
12. Heckscher Museum 2020

Building and Housing: An average of 60 people a day visit the Building and Housing Division. Summer and fall traditionally have the highest volume of all indicators.



Engineering Services

Joseph F. Cline, P.E. Director

The table below outlines the Building and Housing workload in recent years and predicts the rest of this year:

Year	Building Permits	Plumbing Permits	Inspections	Certificates of Occupancy	Duplicate C.O.'s	Letters-in-Lieu	Persons Served	Avg. # of Persons Served per Day	Revenue
2013	2,325	2,678	11,860	2,296	7,121	81	11,754	50	\$3,096,658
2014	2,967	2,372	11,982	2,079	7,013	37	11,097	46	\$3,349,383
2015	3,348	1,748	12,943	2,532	6,318	41	13,798	56	\$3,585,293
2016	3,493	1,619	13,394	2,823	5,958	25	15,307	60	\$3,509,565
2017 est.	4,032	1,428	11,376	2,306	5,602	26	14,866	60	\$3,700,000

Fire Prevention Bureau: The table below outlines the workload of the Fire Prevention Bureau in recent years and predicts the rest of this year:

Year	Fire Protection Systems	Fire Inspection Permits	Multiple Residence Inspections	Revenue
2013	325	814		\$366,000
2014	250	823		\$400,730
2015	282	1099	250	\$542,427
2016	332	1591	0	\$555,435
2017 est.	350	2728	0	\$600,000

Dix Hills Water District: The Dix Hills Water District operates 365 days a year, 24 hours a day. The District delivers water to over 8,400 customers and reads over 8,400 meters, four times a year. A Dix Hills Water District annual summary can be found below:

Year	Pumpage (Gallons)	Water Main Service/Repairs	Hydrants	Total Accounts	Revenue
2013	2,100,000,000	10	1,284	8,493	\$1,901,419
2014	2,018,167,000	16	1,284	8,494	\$1,742,480
2015	2,216,469,000	12	1,269	8,493	\$2,216,469
2016	2,200,000,000	18	1,269	8,493	\$1,861,572
2017 est.	2,090,000,000	9	1,290	8,500	\$1,800,000



Engineering Services

Joseph F. Cline, P.E. Director

A current list of Water District active projects would include but not be limited to the following:

1. Heller Ct./BOCES water mains
2. Sleepy Plat water mains
3. Plant 1 Fuel Tank Replacement
4. Plant 6 - SCADA Upgrades
5. Vulnerability Assessment, Emergency Response Plan with Cybersecurity

◆ 2017 Achievements:

Engineering Services: As of July 6, 2017, Engineering Services has completed the following projects:

1. Sweethollow Park, Melville
2. Hobart Beach Playground, Eaton's Neck
3. Woodbine Marina Wave Baffle
4. Woodbine Marina Dock Repairs
5. Centerport Beach Bio-Swale
6. RFQ – Professional Engineering & Surveying Services
7. Half Hollow Park – Playground Surface
8. South Parking Garage – Concrete Flat Work

This completed construction work is worth approximately \$3M dollars.

Building and Housing Division: The Department continues to listen to the needs and concerns of the community. First, the Department developed an “expedited plan review” program. The program creates an avenue for plan review on an expedited basis that does not impact non-expedited applications, instead the expedited review, and subsequent issuance, is performed on overtime by applicable personnel. Initial responses from the program indicate that applicants are very pleased. Second, the Department has developed a mindset of problem solving to assist homeowners. Finally, the inspection staff has responded to numerous emergency situations and neighborhood complaints.

Fire Prevention Bureau: Recent changes to the Town Fire Code require the conduction of fire and life safety inspections once a year in all commercial structures rather than once every 36 months. While this change has led to an increase in workload, we seek to offset this by continuing to leverage technology to streamline the permit and inspection process and further our goals of transitioning to a paperless inspection system. In order to meet these challenges we have greatly expanded our use of ArcGIS in an effort to gain greater insight using contextual tools to analyze and visualize data within the field.

Dix Hills Water District: The District has established several Preventative Maintenance Programs that address the repair and/or replacement of the mechanical and electrical equipment at each plant site. These PM Programs ensure that our facilities remain in good operating condition and are available to supply water when needed. These programs extend the useful life of each facility.



Engineering Services

Joseph F. Cline, P.E. Director

The District conducted a public bid for the supply of Activated Carbon used to purify drinking water prior to distribution. In addition to Coal based carbon, our contract now provides for Coconut based, Reactivated Coconut and Reactivated Coal based carbon. The coconut options will save the District approximately \$30,000 on each carbon filter change out.

◆ 2018 Goals:

The Department's 2018 goals would include, but not be limited to the following:

Engineering Division: To continue to provide engineering design, construction and overall support to Town Department capital projects and keep them on time and on budget. Continue to assist Town Departments with non-project specific engineering concerns. Continue to deliver accurate construction cost estimates and deliver construction projects on time and on budget.

Building and Housing Division: The ultimate goal of the Building and Housing Division is to stream line the Certificate of Occupancy (CO) process from permit application through CO issuance. The Division continues to work with the Department of Information Technology to take steps to abandon the "paper system" and transition to electronic permitting. Reassignment of staff duties has made this goal even closer. In addition, through communication with the professional community the time spent by applicants will be reduced.

Fire Prevention: The Bureau of Fire Prevention is currently expanding system functionality within our notice of violation generator to allow field staff to make electronic annotations within previously created documents. This endeavor will increase productivity by reducing time and manpower spent in retrieving, processing and closing out documents as well as furthering our goals of transiting to paperless inspection system.

Dix Hills Water District: The Dix Hills Water District will strive to continue to provide safe water in the quantities needed to meet the peak hour demands at a reasonable cost. Over 10,000 laboratory tests are conducted annually to verify the water is safe. The District will insure that they can meet the growing demands placed on the supply and distribution system with minimal service interruptions.

We have to continue to try to educate our customers that our ground water is precious and should be conserved and not wasted. It is estimated that 90% of the water pumped on a hot summer day is used for irrigation of lawns.

A water conservation plan was submitted to the NYSDEC in Stony Brook on May 11, 2017. We have proposed a 15% water conservation goal for the district. Action items to accomplish our goal include, but are not limited to; well meter calibration, audit top 10 users in district, call to homeowners to conserve and comply with odd/even irrigation plan.



Engineering Services

Joseph F. Cline, P.E. Director

	Fund/ Division	2016 Actual	2017 Modified Budget	2017 Projected	2018 Budget
Expenses					
Town Engineer	A1440	\$ 953,874	\$ 976,352	\$ 976,352	\$ 1,107,725
Building Department	B1620	1,845,806	1,744,324	1,781,428	1,808,979
Fire Prevention-Safety Inspection	B3620	587,279	504,848	554,848	502,848
Dix Hills Water District	SW18321	3,072,628	3,072,075	3,059,655	3,088,126
Total Expenses		\$ 6,459,587	\$ 6,297,599	\$ 6,372,283	\$ 6,507,678
Revenues					
Other Departmental Income	B1289	6,441	177,467	177,468	-
Fire Inspection Fees	B1540	556,935	550,000	550,000	550,000
Building Department	B1560	3,784,068	3,700,000	3,700,000	3,750,000
Metered Water Sales	SW12140	1,892,743	2,000,000	1,900,000	2,000,000
Water Service Charges	SW12144	-	48,000	63,790	-
Total Revenues		\$ 6,240,187	\$ 6,475,467	\$ 6,391,258	\$ 6,300,000
Net Department Costs		\$ 219,400	\$ (177,868)	\$ (18,975)	\$ 207,678

	Fund/ Division	2016 Actual	2017 Modified Budget	2017 Actual	2018 Budget
Authorized Positions					
Town Engineer	A1440	9	9	9	10
Building Department	B1620	22	23	23	23
Fire Prevention-Safety Inspection	B3620	5	5	5	5
Dix Hills Water District	SW18321	14	14	14	14
Department Total		50	51	51	52



Engineering Services

Joseph F. Cline, P.E. Director

	2016 Actual	2017 Modified Budget	2017 Projected	2018 Budget
Expenses				
Salary and Wages	\$ 4,187,473	\$ 4,002,557	\$ 4,102,767	\$ 4,255,294
Employee Benefits and Taxes	321,493	324,762	324,762	339,999
Contractual Costs, Materials & Supplies	1,703,222	1,870,763	1,843,737	1,893,385
Fixed Assets	247,399	97,017	97,017	16,500
Capital Outlay	-	2,500	4,000	2,500
Total Expenses	\$ 6,459,587	\$ 6,297,599	\$ 6,372,283	\$ 6,507,678
Revenues				
Departmental Income	\$ 6,240,187	\$ 6,475,467	\$ 6,391,258	\$ 6,300,000
Federal Aid	-	-	-	-
Total Revenues	\$ 6,240,187	\$ 6,475,467	\$ 6,391,258	\$ 6,300,000
Net Cost	\$ 219,400	\$ (177,868)	\$ (18,975)	\$ 207,678
Net Cost by Fund				
General Fund	\$ 953,874	\$ 976,352	\$ 976,352	\$ 1,107,725
Part Town	(1,914,360)	(2,178,295)	(2,091,192)	(1,988,173)
Dix Hills Water	1,179,886	1,024,075	1,095,865	1,088,126
Total Net Cost	\$ 219,400	\$ (177,868)	\$ (18,975)	\$ 207,678



Environmental Waste Management

Matt Laux, Interim Director

◆ Departmental Mission:

To develop and implement programs and policies designed to protect and enhance the quality of the environment within the Town of Huntington as it relates to solid and liquid wastes and recycling. To develop policy and draft Town legislation pertaining to matters that would protect or improve the quality of the environment or natural resources of the Town by providing programs that deal with solid and liquid waste and its effective treatment or disposal. To develop and implement public education programs on proper disposal of solid and liquid waste. Explore and create new programs in recycling, waste reduction or removal and wastewater treatment programs. Initiate new State and Federal mandates as they relate to Town programs and facilities. These departmental goals will further the Town's strategic goals of implementing energy efficient programs, provide education and will further the Town's mission of fostering a sustainable Huntington.

◆ Legal Authority:

Chapter 68 of Town Code, March 3, 1998.

◆ Operating Environment:

The **Waste Management Administrative Division** of Environmental Waste Management oversees all programs that deal with solid and liquid waste management within the Town. This covers the daily interaction of management with the various divisions under Environmental Waste Management, advisory committees, special interest groups, government agencies and any other groups that fall under the purview of this department. To some degree, external issues such as State and Federal mandates affect departmental programs, grant monies, funding sources and public support for projects.

The **Resource Recovery Facility** is operated in full compliance with all applicable New York State and Federal Regulations for solid waste disposal. The available waste stream is subject to seasonal and economic fluctuations, however, sufficient waste is obtained from non-town sources as needed to maintain full capacity operation.

The **Consolidated Refuse District** provides sanitation, recycling and yard-waste collection through both municipal employees and private contractors to the residents of the Town's hamlets.

Monitoring of the closed and capped **East Northport Landfill's** methane gas and groundwater are mandated as part of the Record of Decision issued by New York State and is conducted, in full compliance with this decision, on a periodic basis by outside firms managed by Department staff. The integrity of the landfill cap and the gas control system are also periodically inspected and maintained in good operating condition.

Increased awareness of the Town's recycling efforts coupled with ever expanding programs has greatly increased the volume of residential traffic at the **Town of Huntington Recycling Center**.

The **Smithtown Cell 6 Facility** still accepts Construction & Demolition materials from residents of both Smithtown and Huntington and transfers the waste to another facility. The Town of Smithtown manages the facility but Department staff reconciles the operating expenses as per an inter-municipal agreement.

The **Huntington Sewer District** operates a State permitted facility capable of processing 2.6 million gallons per day of sewage from the over 3,400 parcels located within the district.



Environmental Waste Management

Matt Laux, Interim Director

The **Centerport Sewer District**, through an inter-municipal agreement with the Village of Northport, processes the sewage generated within the district at the Northport Sewerage Treatment Plant. The Town maintains the sewer lines and pump stations used to convey the sewage to the Village and compensates the Village based on the annual flows.

The **Waste Water Disposal District** continued to receive significant quantities of scavenger waste at the Scavenger Waste Facility (SWF).

◆ Workload Indicators:

The workload in the Environmental Waste Management Department is a function of the following:

- Daily operation and overseeing of the **Resource Recovery Facility** and monitoring capacity to maintain fuel inventory. In 2016: 342,408 tons of solid waste was processed at the facility. It is estimated that this level will be maintained in 2017 and 2018. The processing of this waste generated 194,339 MWh of electricity that was exported from the facility to the local electric grid.
- The **Consolidated Refuse District** consists of more than 58,000 residential parcels that receive two refuse collections per week, forty-six single stream recycling collections and thirty-two yardwaste collections per year. The district also contains over 500 commercial parcels that receive six collections per week by municipal employees. In 2016: 97,956 tons of solid waste, 13,550 tons of yardwaste, and 14,153 tons of single stream recyclables were collected and processed from Refuse District parcels.
- Maintenance and repair of methane control and monitoring systems and removal of control system condensation at the **East Northport Landfill** has been successfully continued. No methane has been reported at any of the perimeter wells indicating the systems are working properly. There has been no methane detected in over 10 years. Methane monitoring is done on a quarterly basis.
- The **Town of Huntington Recycling Center's** drop off recycling and household hazardous materials disposal programs continued successfully. In 2016: 654 tons of discrete recyclables, 115 tons of electronic waste, 14,595 gallons of waste oil, 8972 gallons of miscellaneous household hazardous waste liquids, and 27,145 lbs. of miscellaneous household hazardous waste solids were collected and processed through the facility.
- The **Huntington Sewer District** treated an average of 1,555,000 gallons per day of sanitary sewage in 2016. The treatment plant is permitted to process 2,600,000 gallons per day and therefore is capable of supporting continued commercial and residential growth within the district.
- The **Wastewater Disposal Division** received and processed 21,808,856 gallons of scavenger waste in 2016. The facility is capable of processing more than 25,000,000 gallons annually and therefore has been designed to support continued growth.



Environmental Waste Management

Matt Laux, Interim Director

◆ 2017 Achievements:

The Department's 2017 significant achievements include the following:

- In January of 2017 the division of **Waste Management Administration** submitted an updated draft of the Local Solid Waste Management Plan (LWSMP) to the New York State Department of Environmental Conservation (NYSDEC). The LWSMP is a NYSDEC mandated document that defines how residential and commercial waste is managed by a local planning unit (Town of Huntington). The required plan contents are defined in NYSDEC regulations subpart 360-15. The existing plan for the Town was approved and filed over 20 years ago. NYSDEC regulations require an update that will cover the next 10 years. The LWSMP is broken up into multiple chapters that define the planning unit, characterize the waste, define our existing programs and make projections about future growth and how new strategies can be implemented to address it.
- In March of 2017 the division of **Waste Management Administration** submitted a permit renewal for the Recycling Center's Permanent Household Hazardous Waste Storage Facility (PHHWSF) with the NYSDEC. The PHHWSF accepts household hazardous wastes, at no charge, from Town of Huntington residents. The permit renewal required updates to the facility's General Operations Procedures, Emergency Management Plan, Hazard Communications Policy, and Closure Plan. The renewed permit will be valid for the next 10 years.
- In early 2017, the **Wastewater Disposal District** completed the rehabilitation of Rotating Biological Conductor (RBC) #2 in the Scavenger Waste Disposal Facility improving operating efficiency. There are four RBC units at the facility. Two have been completely rehabilitated and funding has been secured for a third unit to be rehabilitated in late 2017 or early 2018.

◆ 2018 Goals:

The Department's 2018 goals include the following:

- **Waste Management Administration's** goal is to process constituent service requests as they relate to solid waste collection, recycling and processing. Request types vary from appointments for curbside collection of e-waste, appliance and oversized bulk items; to reported violations of Town Code relating to solid waste disposal; to alleged contracted carter service requirement violations. Service requests are documented by type in the Q-Alert Service Request Management System.
- The **Wastewater Disposal District's** goal is to receive and process liquid waste and septage from Town licensed liquid waste haulers at the Scavenger Waste Facility. The annual operating budget for this Special District is based entirely on revenues generated by the tips fees liquid waste haulers pay to the Town for use of the Scavenger Waste Facility.
- The **Consolidated Refuse District** and **Recycling Center's** goals continue to be providing services to aid and promote recycling within the community. Efforts are directed at attaining target-recycling levels outlined in the Town's Solid Waste Management Plan. A systematic effort will be made to continue outreach and education about the new single stream recycling collection program and increase the curbside recycling rate.



Environmental Waste Management

Matt Laux, Interim Director

◆ Performance Measures :

The performance measures that will be used to measure progression towards departmental goals are as follows:

Service Requests processed by Dept. of EWM:

Year	Completed Requests	Top Five Request Types
2013	2338	Report Garbage Violations; E-Waste P/U; Yardwaste Missed P/U; Trash Missed P/U; Recycling Missed P/U
2014	2416	E-Waste P/U; Report Garbage Violations; Yardwaste Missed P/U; Trash Missed P/U; Recycling Missed P/U
2015	4052	E-Waste P/U; Report Garbage Violations; Yardwaste Missed P/U; Trash Missed P/U; Appliance P/U.
2016	4116	E-Waste P/U; Report Garbage Violations; Yardwaste Missed P/U; Trash Missed P/U; Appliance P/U.
2017 est.	4000	Estimate based on actual data for 2017 Q1 and Q2

Scavenger Waste Processed:

Year	Gallons/Year
2013	18,307,540
2014	17,377,660
2015	16,090,902
2016	21,808,856
2017 est.	22,500,00

Recycling: The Town is attempting to increase the tonnage of recycling diverted from the solid waste stream each year in an effort to accomplish the goals defined in the Town's Solid Waste Management Plan. It should be noted that yard waste diverted from the waste stream is included in the annual totals as part of the Plan, but these totals can vary between 5 and 8% annually and this may skew the data.

Year	Tons/Year
2012	35,520
2013	39,360
2014	36,983
2015	37,730
2016	40,597
2017 est.	41,000



Environmental Waste Management

Matt Laux, Interim Director

			2017		
	Fund/ Division	2016 Actual	Modified Budget	2017 Projected	2018 Budget
Expenses					
Landfill-Smithtown Cell 6	A8164	\$ 286,528	\$ 274,400	\$ 274,400	\$ 289,400
ENL Post Closure Maintenance	A8166	44,183	65,277	65,277	51,500
Resource Recovery	A8170	19,501,887	19,875,096	19,875,096	19,870,822
Solid Waste Recycling	A8565	618,816	614,622	614,572	629,873
Waste Management Administration	A8793	461,487	401,062	401,062	391,873
Consolidated Refuse District	SR8158	18,576,864	19,904,241	19,854,191	19,899,060
Huntington Sewer District	SS18131	2,723,921	3,151,511	3,163,511	2,737,681
Centerport Sewer District	SS28132	156,903	112,880	115,500	137,880
Waste Water Disposal	SS38133	854,887	841,760	846,260	847,834
Total Expenses		\$ 43,225,476	\$ 45,240,849	\$ 45,209,869	\$ 44,855,923
Revenues					
Refuse & Garbage Charges	A2130	\$ 7,039,922	\$ 7,769,881	\$ 7,769,881	\$ 7,769,881
Town of Smithtown RRP	A2131	5,138,370	5,437,853	5,437,853	5,437,853
Refuse District Tipping Fees	A2132	7,871,637	7,666,001	7,666,001	7,666,001
Town of Smithtown Ash	A2134	1,928,805	2,043,746	2,043,746	2,043,746
Resource Recovery Penalty Fee	A2135	28,579	30,000	30,000	30,000
Refuse & Garbage, Other Govern	A2376	98,643	101,357	101,357	101,357
Sale of Scrap& Excess Materials	A2650	50,295	25,000	26,000	25,000
Sales of Recycled Materials	A2651	194	13,200	1,000	1,000
Sale of Compost	A2653	7,677	8,000	8,000	8,000
State Aid Household HazMat	A3905	23,249	-	-	-
Refuse & Garbage Charges	SR2130	8,430	9,040	9,040	9,040
Refuse & Garbage, Other Govern	SR2376	10,900	9,658	9,658	9,658
Sales of Recycled Materials	SR2651	50,084	40,000	95,605	120,000
Sewer Charges	SS12122	369,496	341,600	341,600	276,600
Refuse & Garbage Charges	SS32130	1,370,568	1,157,922	1,200,000	1,202,613
Total Revenues		\$ 23,996,849	\$ 24,653,258	\$ 24,739,741	\$ 24,700,749
Net Department Costs		\$ 19,228,627	\$ 20,587,591	\$ 20,470,128	\$ 20,155,174



Environmental Waste Management

Matt Laux, Interim Director

Authorized Positions	Fund/ Division	2016 Actual	2017		2018 Budget
			Modified Budget	2017 Actual	
Landfill-Smithtown Cell 6	A8164	0	0	0	0
ENL Post Closure Maintenance	A8166	0	0	0	0
Resource Recovery	A8170	4	3	3	3
Solid Waste Recycling	A8565	6	6	6	6
Waste Management Administration	A8793	4	4	3	4
Consolidated Refuse District	SR8158	47	49	49	47
Huntington Sewer District	SS18131	17	17	17	17
Centerport Sewer District	SS28132	0	0	0	0
Waste Water Disposal	SS38133	2	2	2	2
Department Total		80	81	80	79



Environmental Waste Management

Matt Laux, Interim Director

	2016	2017	2017	2018
	Actual	Modified Budget	Projected	Budget
Expenses				
Salary and Wages	\$ 6,579,080	\$ 6,590,158	\$ 6,610,158	\$ 6,859,060
Employee Benefit and Taxes	516,900	536,490	536,490	547,736
Contractual Costs, Materials & Supplies	36,030,266	37,636,936	37,585,956	37,391,127
Capital Outlay	10,002	12,000	12,000	12,000
Fixed Assets	89,228	465,265	465,265	46,000
Total Expenses	\$ 43,225,476	\$ 45,240,849	\$ 45,209,869	\$ 44,855,923
Revenues				
Departmental Income	\$ 23,727,229	\$ 24,426,043	\$ 24,468,121	\$ 24,405,734
Intergovernmental Charge	109,543	111,015	111,015	111,015
Fines and Forfeitures	28,579	30,000	30,000	30,000
Sale of Property/Compensation for Loss	108,249	86,200	130,605	154,000
State Aid	23,249	-	-	-
Total Revenues	\$ 23,996,849	\$ 24,653,258	\$ 24,739,741	\$ 24,700,749
Net Costs	\$ 19,228,627	\$ 20,587,591	\$ 20,470,128	\$ 20,155,174
Net Cost by Fund				
General Fund	\$ (1,274,470)	\$ (1,864,581)	\$ (1,853,431)	\$ (1,849,370)
Consolidated Refuse	18,507,450	19,845,543	19,739,888	19,760,362
Huntington Sewer District	2,354,425	2,809,911	2,821,911	2,461,081
Centerport Sewer District	156,903	112,880	115,500	137,880
Waste Water Disposal	(515,681)	(316,162)	(353,740)	(354,779)
Total Net Cost	\$ 19,228,627	\$ 20,587,591	\$ 20,470,128	\$ 20,155,174



General Services

Mark J. Tyree, Director

◆ Departmental Mission:

The Department of General Services is a multi-functional department whose mission is to provide maintenance services for all Town owned facilities, properties, vehicles and equipment.

◆ Legal Authority:

The Department of General Services was established by Town Board Resolution on September 14, 1982 (Chapter 32 of the Town Code, Local Law Number 10-1982). On August 11, 1992 and March 9, 1993, Chapter 32 of the Town Code was amended adding the division of Parks Maintenance. On June 6, 2000, Chapter 32 of the Town Code was once again amended to include the maintenance of all Town Parks including the Dix Hills Park Facility and Crab Meadow Golf Course as part of General Services. On May 6, 2014, Chapter 32 of the Town Code was again amended to include 2 Deputy Directors and 7 Divisions.

◆ Operating Environment:

The **Building and Grounds Maintenance** division is responsible for the routine maintenance, building repairs, custodial services and grounds keeping of all Town owned facilities and properties.

The **Vehicle Maintenance** division is responsible for maintaining and repairing approximately 399 vehicles/equipment owned by the Town. Each vehicle requires routine maintenance, including oil and brake pad changes. Each vehicle is inspected in accordance with New York State Standards.

The **Dix Hills Park Facility** division is responsible for building and grounds maintenance for the entire facility. The facility includes an ice rink (with 2 slabs of ice), a swimming pool and a nine-hole golf course (golf course maintained by Golf Course Maintenance division – see below).

The **Golf Course Maintenance** division is responsible for grounds maintenance of the eighteen-hole golf course (Crab Meadow), a nine-hole golf course (Dix Hills Park) and maintains the necessary heavy equipment to keep both golf courses in good condition.

The **Central Supply/Mailroom and Print Shop** divisions support all Town departmental needs by distributing Town mail to each department throughout the Town, fulfilling multiple copy orders and providing a wide variety of printing options and services.

The **Organic and Gateway Gardens** allow 400+ residents to obtain plots of land on which to grow organic produce.

◆ Workload Indicators:

The General Services workload is a direct reflection of our normal operating functions, the number of work order requests for maintenance received from the departments within the Town as well as public requirements (H@YS), and those generated through Town Board Resolutions.



General Services

Mark J. Tyree, Director

◆ 2017 Achievements:

The Department of General Services continues to meet the challenges of an ever-changing work environment. All divisions strive diligently to conserve resources, streamline workflow procedures, and improve constituent-employee relations.

The Department has achieved numerous other goals, including, but not limited to, the following:

- Completed LED lighting upgrade at Dix Hills Ice Rink
- Resurfaced several athletic courts at various Town parks
- Adding Electric Vehicle Charging Station at Town Hall
- Completed numerous repaving projects at various Town facilities and municipal lots

◆ 2018 Goals:

The Department's 2018 goals include the following:

- Energize the Vehicle Leasing Program (vehicle repair cost reduction).
- Continue energy efficiency upgrades for cost savings.
- Implement Employee Efficiency initiatives, as mandated by the Town Supervisor.

◆ Performance Measures:

The performance measures that will be used to measure progression towards departmental goals are as follows:

- Request funding for the purchase of new vehicles and track the number of vehicles replaced.

Year	Vehicle Maintenance Expenses	Total Number Vehicles in Fleet	Vehicles Purchased and Replaced
2015	\$1,110,799.00	219	10/10
2016	\$1,175,430.00	227	14/5
2017-Estimated	\$1,185,000.00	217	0/9

- Monitor and track the number of work orders completed (all divisions).



General Services

Mark J. Tyree, Director

			2017		
	Fund/ Division	2016 Actual	Modified Budget	2017 Projected	2018 Budget
Expenses					
General Services Administration	A1490	\$ 556,234	\$ 595,404	\$ 595,904	\$ 624,179
Buildings and Grounds	A1621	8,691,267	8,492,502	8,617,198	8,752,903
Heckscher Amphitheater	A1624	8,141	13,233	13,233	12,000
Vehicle Maintenance	A1625	1,140,998	1,175,430	1,175,430	1,284,676
Central Supply & Mailroom	A1660	439,818	437,418	439,618	436,764
Copy Center	A1670	226,685	252,200	250,000	251,000
Dix Hills Park Maintenance	A7116	1,720,898	1,851,281	1,776,780	1,871,168
Golf Course Maintenance	A7183	1,194,995	1,296,042	1,296,042	1,321,781
Organic Garden	A8560	7,987	6,200	6,200	6,200
Total Expenses		\$13,987,023	\$14,119,710	\$14,170,405	\$14,560,671
Revenues					
Unpaid Property Clean up	A1032	\$ 56,381	\$ 20,000	\$ 87,674	\$ 40,000
Organic Garden Rental	A2411	6,875	7,000	7,000	7,000
Federal Aid-FEMA	A4785	-	-	-	-
Total Revenues		\$ 63,256	\$ 27,000	\$ 94,674	\$ 47,000
Net Department Costs		\$13,923,767	\$14,092,710	\$14,075,731	\$14,513,671

			2017		
Authorized Positions	Fund/ Division	2016 Actual	Modified Budget	2017 Actual	2018 Budget
General Services Administration	A1490	6	7	7	7
Buildings and Grounds	A1621	72	73	70	71
Heckscher Amphitheater	A1624	0	0	0	0
Vehicle Maintenance	A1625	9	9	9	9
Central Supply & Mailroom	A1660	4	4	4	4
Central Printing	A1670	0	0	0	0
Dix Hills Park Maintenance	A7116	10	10	10	10
Golf Course Maintenance	A7183	8	8	8	8
Organic Garden	A8560	0	0	0	0
Department Total		109	111	108	109



General Services

Mark J. Tyree, Director

	2016	2017	2017	2018
	Actual	Modified Budget	Projected	Budget
Expenses				
Salary and Wages	\$ 8,923,020	\$ 8,593,951	\$ 8,727,813	\$ 8,955,160
Employee Benefits and Taxes	702,361	689,350	689,350	712,161
Contractual Costs, Materials & Supplies	4,019,960	4,502,608	4,414,307	4,500,350
Fixed Assets	147,195	127,935	129,935	184,000
Capital Outlay	194,487	209,000	209,000	209,000
Total Expenses	\$13,987,023	\$14,122,844	\$14,170,405	\$14,560,671
Revenues				
Real Property Tax	\$ 56,381	\$ 20,000	\$ 87,674	\$ 40,000
Departmental Income	6,875	7,000	7,000	7,000
Federal Aid	-	-	-	-
Total Revenues	\$ 63,256	\$ 27,000	\$ 94,674	\$ 47,000
Net Cost	\$13,923,767	\$14,095,844	\$14,075,731	\$14,513,671
Net Cost by Fund				
General Fund	\$13,923,767	\$14,095,844	\$14,075,731	\$14,513,671
Total Net Cost	\$13,923,767	\$14,095,844	\$14,075,731	\$14,513,671



Highway Department

Peter S. Gunther, Superintendent of Highways

◆ Departmental Mission:

The Highway Office is responsible for the maintenance and repair of approximately 800 miles of streets, roads, and right-of-ways in the Town of Huntington. It is also responsible for the maintenance of all existing drainage systems, which include recharge basins, overflow pools, catch basins and miles of drainage pipe. These responsibilities are a 24-hour, seven day a week obligation.

The mission of the Highway Office is to provide the residents of the Town of Huntington and the motoring public with safe and well-maintained streets and roads. It is through sound and prudent financial administration that the Highway Office has been able to deliver these services at a time when fiscal resources have proven limited.

◆ Legal Authority:

The operation of the Highway Office is mandated by New York State Highway Law, Section 140, as enacted by the Senate and the Assembly of the State of New York.

◆ Operating Environment:

There are a variety of influences at work on roads and drainage systems throughout their service life. There is the normal wear and tear associated with usage. Environmental factors such as snow, ice, rain and dramatic fluctuations in temperature take a toll on existing systems. The climate on Long Island is a prime example of a freeze-thaw cycle. This cycle is particularly damaging to roads, in that, the freezing and thawing of moisture has proven to weaken sub grades and bring about a more rapid deterioration of pavement. The environmental factors, coupled with an aging system of roads, have created a scenario where the effective administration of resources is essential in order to maintain the present level of services. The nature of the work performed by the Highway Office is labor intensive. In order to effectively implement the existing pavement management, tree management and drainage management systems it is necessary to maintain existing staffing levels. In addition to planned improvements, a major responsibility of this office is to respond to resident requests and requests from other Town offices and departments.

The Highway Department provides the following town-wide services:

Safety of Residents & Public: Examples of steps the Highway Office takes for safety purposes include:

- Installation of guide rails in accident-prone road locations.
- Installation of water hydrant blue marking strips in roads opposite hydrants.
- Road Signs – larger and more reflective keeping them visible and improving sight distance at intersections.
- Road striping improvements.
- Traffic calming.



Highway Department

Peter S. Gunther, Superintendent of Highways

Pavement Management: In 2014, when Superintendent of Highways Peter Gunther took office, he prioritized the development of a comprehensive pavement evaluation program. As part of the program, 15 people are dedicated to the annual inspection of the Town's more than 800 miles of roads. In the spring, all roads are inspected and evaluated using a pavement condition index which is used to develop the year's paving program. This ensures that all residents receive fair and equitable treatment. The last few winters have brought historically low temperatures over prolonged periods which accelerate the deterioration of roadways. Proper rehabilitation increases the longevity and useful life of pavement and improves the safety and ride-ability of Town roads. Highway Office personnel perform as much routine maintenance and rehabilitation that staffing and equipment limitations allow while roads requiring extensive rehabilitation are paved by a contractor so that the town realizes savings based on economy of scale. The increasing cost of asphalt and construction prices puts a greater demand on the Town's paving budget, but we typically pave 20 miles of road each year.

Drainage Management: Drainage management involves two phases: the first involves maintenance and improvements to address flooding issues, the second involves the reduction of runoff within watersheds that discharge to Huntington's surface waters.

To address flooding, we are working to increase the capacity of many drainage systems throughout the Town. Long Island now receives heavy rainfall events that overwhelm the Town's systems with an increasing frequency. Therefore the town's systems must be upgraded to meet the new demands caused by these changing weather patterns. Many roads experience severe flooding during heavy rains, causing damage or potentially hazardous conditions for the public. Types of work under this stage include the following: maintenance of drainage systems including catch basins, leaching pools and recharge basins; regrades along road flowlines to maximize the effectiveness of drainage structures; and installation of new structures to increase effectiveness. Highway Office personnel perform as much of this work as staffing and equipment limitations allow. Standing water on pavement deteriorates asphalt courses and erodes Town roads. Improving a roadway's drainage system prior to pavement rehabilitation ensures the quality and longevity of the roads.

The second phase of this work is in keeping with the Town's Stormwater Management Program Plan and in compliance with State and Federal regulations. Our office installs drainage within watersheds that contribute road runoff either directly or indirectly to natural water bodies throughout the Town. This work reduces pollutant loadings conveyed in the road runoff which in turn improves water quality, as well as the condition of our beaches and shellfish harvesting that ultimately affect public health.

Tree Management: There are over 116,000 trees in our database that are on Town-right-of-ways. The Highway Office is responsible for the maintenance, removal and trimming of these trees. The work performed is done both by Town personnel and private contractors. The work involves tree removal, trimming, and replanting.

Sign Shop: This office is responsible for signs and pavement markings. New Federal mandates require the replacement of all street signs town-wide. The Highway Office is presently updating all road signs to meet Federal regulations and State supplement as of September 2014. Additionally, the sign shop has provided assistance to other Town departments when requested.



Highway Department

Peter S. Gunther, Superintendent of Highways

Street Sweeping: The Highway Office has developed a sweeping maintenance program that encompasses over 800 miles of Town roads. This service enhances the aesthetic appearance of the roads and protects the effectiveness of the existing drainage system. Removing sand and debris from the roadway is an essential component of roadway maintenance. The greater volume of material on the roadways coupled with increasing age of the Town's road sweeping equipment has proven to make sweeping more difficult and time-consuming than previous years due to extreme snow. To assist with our sweeping program we are requesting addition funding for the sweeping program.

Leaf Bag Distribution: The Highway Office distributes leaf bags to Town residents in order to facilitate the collection of leaves every fall. Keeping the leaves off the streets and out of the drainage system ensures the safety of the Town roads and the effectiveness of the drainage systems.

◆ Workload Indicators:

Resident Requests: The Highway Office Operations Center, recently relocated to the Elwood Administrative Office, will annually receive over approximately 20,000 calls, emails, walk-ins and numerous Huntington-At-Your-Service requests. All of these procedures aid in the Highway department accurately and promptly addressing any residential concerns. Many of these calls will involve resident requests for paving, street sweeping, snow and ice control, tree and tree limb removals, asphalt berms, aprons, and permits for curb cuts, block parties, banners, parades, street signs & striping and Adopt-A-Highway.

Many of the functions performed by the Highway Office are contingent on the weather. The demands placed upon the resources of this office are directly related to the number, intensity, and severity of seasonal storms. In addition, roads and streets are dynamic structures greatly influenced by the workloads imposed on them by the size, weight and volume of traffic, which in recent years has been increasing.

Through effective operational management there were more than 800 miles of roads plowed and swept, 524 recharge basins cleaned, 25,000 catch basins maintained and 2,000 leaching pools and 500 miles of drainage pipe retained.

◆ 2017 Achievements:

The Highway Office is extremely proud of its ability to deliver quality services to the many residents of the Town of Huntington. Emergency situations caused by the weather were responded to immediately.

◆ 2018 Goals:

The 2018 goals for the Highway department include the following:

- Increase the overall quality of Town roads.
- Maintain or increase the number of lane miles resurfaced.
- Increase the number of tree planting town-wide.



Highway Department

Peter S. Gunther, Superintendent of Highways

		2017			
	Fund/ Division	2016 Actual	Modified Budget	2017 Projected	2018 Budget
Expenses					
Superintendent of Highways	A5010	\$ 734,372	\$ 786,396	\$ 786,396	\$ 829,408
Highway Repairs	DB5110	12,088,969	12,237,315	12,075,315	12,887,134
Capital Highway Improvements	DB5112	2,100,748	2,427,476	2,427,476	1,706,000
Highway Machinery	DB5130	1,911,387	2,092,995	2,095,995	2,155,761
Brush Weeds	DB5140	354,697	387,000	387,000	380,000
Snow Removal	DB5142	2,933,086	2,188,908	2,678,500	2,188,908
Total Expenses		\$ 20,123,259	\$ 20,120,090	\$ 20,450,682	\$ 20,147,211
Revenues					
FOIL Request	DB1260	\$ 23	\$ -	\$ 7	\$ -
Other Transportation Income	DB1789	560,416	-	-	-
Transp Service, Other Govern	DB2300	5,412	-	-	-
Other Permits-Town Engineer	DB2590	291,475	300,000	300,000	300,000
Sale of Scrap & Exc Materials	DB2650	24,400	8,000	8,500	8,000
Insurance Recoveries	DB2680	124,328	5,000	112,000	5,000
Unclassified Revenues	DB2770	8	100	100	100
State Aid, Other	DB3089	72,843	-	81,973	-
State Aid, CHIPS	DB3501	2,100,748	2,427,476	2,427,476	1,706,000
Total Revenues		\$ 3,179,653	\$ 2,740,576	\$ 2,930,056	\$ 2,019,100
Net Department Costs		\$ 16,943,606	\$ 17,379,514	\$ 17,520,626	\$ 18,128,111

		2017			
	Fund/ Division	2016 Actual	Modified Budget	2017 Actual	2018 Budget
Authorized Positions					
Superintendent of Highways	A5010	7	7	7	8
Highway Repairs	DB5110	129	131	127	128
Capital Highway Improvements	DB5112	0	0	0	0
Highway Machinery	DB5130	16	16	16	16
Brush Weeds	DB5140	0	0	0	0
Snow Removal	DB5142	0	0	0	0
Department Total		152	154	150	152



Highway Department

Peter S. Gunther, Superintendent of Highways

	2016	2017	2017	2018
	Actual	Modified	Projected	Budget
<u>Expenses</u>				
Salary and Wages	\$ 12,881,052	\$ 12,403,051	\$ 12,679,051	\$ 12,992,047
Employee Benefits and Taxes	1,009,910	1,015,598	1,020,190	1,036,664
Contractual Costs, Materials & Supplies	3,867,350	4,002,215	4,049,215	4,142,750
Fixed Assets	2,364,947	2,699,226	2,699,226	1,975,750
Total Expenses	\$ 20,123,259	\$ 20,120,090	\$ 20,447,682	\$ 20,147,211
<u>Revenues</u>				
Departmental Income	\$ 560,439	\$ -	\$ 7	\$ -
Intergovernmental Charge	5,412	-	-	-
Licenses and Permits	291,475	300,000	190,000	200,000
Sale of Property/Comp for Loss	148,728	13,000	120,500	13,000
Miscellaneous	8	100	100	100
State Aid	2,173,591	2,427,476	2,509,449	1,706,000
Total Revenues	\$ 3,179,653	\$ 2,740,576	\$ 2,820,056	\$ 1,919,100
Net Cost	\$ 16,943,606	\$ 17,379,514	\$ 17,627,626	\$ 18,228,111
<u>Net Cost by Fund</u>				
General Fund	\$ 734,372	\$ 786,396	\$ 786,396	\$ 829,408
Highway	16,209,234	16,593,118	16,841,230	17,398,703
Total Net Cost	\$ 16,943,606	\$ 17,379,514	\$ 17,627,626	\$ 18,228,111



Human Services

Jillian Guthman-Abadom, Director

◆ Departmental Mission:

The mission of the Department of Human Services is to develop, administer, manage, and promote programs that benefit the residents of the Town of Huntington.

◆ Legal Authority:

Local Law #9, Adopted 12/12/89 and Chapter 39 of the Town Code.

◆ Operating Environment:

Senior Citizens: Responsible for providing Huntington's Senior Citizens with diversified programs and services, enabling them to remain active, involved and as independent as possible.

Nutrition Program provides nutritious meals at the Senior Center, Adult Day Care and to homebound seniors in the Town.

Adult Day Care Program provides a comprehensive program that addresses the needs of those who, in their later years, require a structured environment that promotes social interaction with peers, emotional support, intellectual and physical stimulation. Both group and individual activities are provided.

Expanded In-Home Services for the Elderly Program (EISEP)/CSE Housekeeper/Chore Program provides functionally impaired persons age sixty or over, who are not eligible to receive the same or similar services available under Title XVIII, XIX, or XX of the Federal Social Security Act or any other governmental program, with non-medical, in-home services (light house cleaning, grocery shopping, and laundry). The purpose of this service is to allow these seniors to remain safe, independent and in their own homes.

Residential Repair Program provides minor residential repairs and renovations to upgrade substandard, unsuitable or unsafe housing for persons age sixty and older who are incapable of maintaining their homes within the Town of Huntington. Participants are responsible for parts/supplies. There is no charge for labor.

CSE Caregiver Program is designed to help sustain the efforts of caregivers who normally provide the daily care and supervision of an elderly person(s). It promotes the ability of individuals receiving care to remain in their homes instead of being placed in residential facilities by providing support to their caregiver(s).

Recreational and Health Programs include art classes, caning and rushing, dance, exercise, bingo, yoga, meditation, knitting and crocheting, music appreciation, choral group, movies, bridge, mahjong, multi-media art program, tap lessons, pool tournaments, brain gym, discussion groups, day trips, informational presentations, and monthly blood pressure screenings among the many other services and activities offered at the Senior Citizen Nutrition Center and Senior Beach House at Centerport Beach.

Town Sponsored Senior Clubs meet at various locations throughout the Town, providing more intimate recreation and socialization opportunities for our seniors.

Handicapped Services: Prepares a bi-annual newsletter, and is also responsible for the distribution of beach stickers for persons with disabilities who meet the criteria for eligibility. The Division serves as a resource and information referral center. It works with the Superintendent of Highways to facilitate the removal of snow berms at households of individuals who are eligible for the program. Additionally, the Division runs the Red Dot Program which, at the owner's request, places a red dot on a vehicle making pertinent medical information readily available to emergency responders. Handicapped Services also coordinates blood drives, a summer



Human Services

Jillian Guthman-Abadom, Director

employment program, and training for HART Bus. The Director of Human Services serves as the liaison to the Citizens Advisory Board.

Women's Services: Facilitates the Huntington Women's Advisory Council, consisting of a membership of not-for-profit agencies that meet approximately six times per year, with a focus on women in the workplace, arts, education, health and family. A main goal of the Division is to form a strong, productive and communicative Council that serves as a voice in our community. It strives to share information so that residents will be aware of the various services provided by many different organizations. The Division facilitates seminars that deal with substantive women's issues, and the Division also presents a Women's History Celebration every March. Additionally, the Division, in conjunction with the Town Board, hosts an annual Women's Networking Day and Awards Ceremony.

Veterans Affairs: Provides assistance, information and referral to veterans including assisting veterans and their families in achieving their potential for housing, employment opportunities, health benefits, and assistance to families in crisis. Programs are organized throughout the year to recognize and celebrate the vast contributions of our veterans. The Division serves as a liaison to the Veterans Advisory Board, which is comprised of representatives of all local veterans' organizations and works to recognize the vast contributions of veterans. The Division provides rental assistance for veterans' posts; reimbursements for celebration expenses for Memorial Day and Veterans Day. This Division also coordinates the Toys for Tots Program for the Town.

Minority Affairs: Serves as a liaison to the minority communities keeping residents informed of Town services, programs, employment opportunities and events. This Division strives to improve working relationships with leaders of minority organizations and minority residents by addressing concerns of the minority communities and also by providing various programs throughout the year to improve the lives of people. The Division coordinates many programs including, but not limited to, the Back Pack Program, Holiday Turkeys, Holiday Shopping Trip, Holiday Gift Collection, Saint John's Summer Camp, and Hispanic Heritage & Black History Month events. The Division serves as a resource to the community providing assistance, referrals and information.

The Huntington Human Services Institute, Inc. The Institute is instrumental in allowing us to partner with outside agencies in the planning, promotion and presentation of various town-wide events to meet the needs of residents. The Institute is a vehicle which enables us to extend our in-house programs.

◆ Workload Indicators:

The Department of Human Services is directly responsible for the coordination of many public programs within the Town of Huntington. The Department monitors contracts with various social agencies that provide vital services for the residents of Huntington. The Human Services Department works diligently to meet the needs of the community.

There is a steady demand for services for senior citizens. The Nutrition Center handles the planning, ordering, stocking, preparation and cooking of meals for Senior Citizens. The Expanded In-Home Services for the Elderly Program (EISEP)/CSE Housekeeper/CHORE, provides in-home visits to seniors for light housekeeping and laundry assistance. The Residential Repair Program provides minor repair assistance for senior participants.



Human Services

Jillian Guthman-Abadom, Director

The Division has realized a significant increase in the number of daily participants at the Senior Center, including a marked increase in the number of seniors coming to the Center for lunch.

◆ 2017 Achievements:

The Human Services Department had many accomplishments over the past year. Some of these accomplishments include:

- Provided individual assistance to veterans, for housing, family assistance, employment opportunities, health, welfare, and provides public awareness of our veteran community.
- The Veterans Advisory Board continues to represent all veterans' organizations within the Town of Huntington as the catalyst to the veteran population of Huntington.
- Ensured upgrades and development of Veterans Plaza.
- Conducted ceremonies to honor and recognize veterans, i.e. Memorial Day, Veterans' Day.
- Conducted a 911 program at the site of the Town's 911 memorial dedicated to Huntington residents who lost their lives.
- Provided financial assistance to veterans and their families in crisis.
- Secured funding assistance for the enhancement of Veterans Plaza.
- Engaged in outreach, conducting presentations on available resources to various community groups, not-for-profits, and local libraries.
- Translated information regarding senior programs and services into Spanish for community groups.
- Awarded from Alzheimer Foundation of America, grants Pitch Pipe and Brain Gym programs.
- The Senior Division served approximately 350 lunches per day to seniors in the Town of Huntington through its congregate, home delivered meals and adult day care program.
- New Persian Culture Group.
- Successfully obtained grant funds to provide scholarship opportunities for Adult Day Care.
- Obtained grant funding for brain gym classes for Adult Day Care Program.
- Facilitated Health Fair with Northwell Hospital and NAACP, Huntington Chapter.
- Expanded music program for the Senior Division inclusive of various levels of guitar instruction, Just Jammin Group, Rockin Rollin Senior Musicians, the Sunshine Singers and other music groups and events.
- Concert at Cinema Arts Centre by an intergenerational chorus with seniors, children from Headstart in Huntington, singer, songwriter Janet Buckner, and artist Elizabeth Yaari administered by Huntington Arts Council, Inc. from funds of the decentralization program of NYS Council of the Arts with the support of Governor Cuomo and the NYS Legislature.
- On behalf of the Town, the Department organized and presented a Black History Celebration at Jack Abrams STEM Magnet School which included a play entitled Harriet, Rosa and Me by JD Lawrence Production and The Voices of Huntington Choir.
- October 2016 - a program celebrating Hispanic Heritage was held at Jack Abrams STEM Magnet School with keynote speaker Dr. Javier Vieytez, community and student achievement acknowledgements and cultural musical performances. A program celebrating the culture of the Latino community will be held in September/October of 2017 with keynote speaker, academic and community service awards, and music.



Human Services

Jillian Guthman-Abadom, Director

- Women's Services – 16th Annual Women's Networking Day "Be Your Own Kind of Beautiful" at Larkfield. 15th Annual Women's Networking Day "Relax, Reflect, Revitalize" also at Larkfield which had approximately 450 attendees.
- Facilitated the participation of children in summer camp through partnership with outside financial support.
- Provided information and referral to residents in need of housing assistance, employment assistance, school scholarships, social service information as well as unique challenges that people may have.
- Coordinated summer employment opportunities for youth with various agencies.
- Facilitated community service opportunities for youth.

◆ 2018 Goals:

The Department's 2018 goals include the following:

- Continue to improve and expand the scope of programming and services.
- Develop/ refine the Town of Huntington Anti-Bias Task Force.
- Expand information and accessibility to persons with Limited English Proficiency.
- Increase dissemination of critical information to help individuals with disabilities.
- Continue efforts to increase the diversity in attendance at the Senior Center, EISEP and Beach House.
- Provide improvements to Veterans Plaza: including construction and repairs to enhance handicapped accessibility.
- Seek out funding sources to enable our goals to be accomplished.
- Continue programs and provide assistance to veterans in need.

◆ Performance Measures:

The performance measures that will be used to measure progression toward departmental goals are as follows:

- Monitor and track new programming and services offered to seniors and persons with disabilities.
- Monitor and track information & programming offered to persons with limited English.
- Monitor and track outreach efforts and minority enrollment.



Human Services

Jillian Guthman-Abadom, Director

		2016	2017	2017	2018
	Fund/ Division	Actual	Modified Budget	Projected	Budget
Expenses					
Literacy Volunteers of America	A6312	9,500	9,500	9,500	9,500
Veterans Services	A6510	7,600	8,500	8,500	8,500
Work/Family Assistance Program	A6770	169,270	169,270	169,270	163,270
Programs for the Aging	A6772	698,236	796,136	796,136	812,359
Sr. Citizens Day Care Center	A6773	373,344	374,451	374,451	374,119
Sr. Nutrition Program	A6775	718,287	785,614	785,614	854,572
Human Services	A7620	418,411	394,734	400,034	401,374
Sr. Citizens C.H.O.R.E.	A7624	212,848	237,786	237,786	234,436
Services to the Handicapped	A8845	8,855	10,799	10,799	10,799
Total Expenses		\$ 2,616,351	\$ 2,786,790	\$ 2,792,090	\$ 2,868,929
Revenues					
Sr. Citizen Day Care	A1973	\$ 281,367	\$ 225,000	\$ 225,000	\$ 225,000
Sr. Citizen C.H.O.R.E.	A1974	2,424	2,000	2,000	2,000
Sr. Citizen Nutrition Program	A1976	102,106	90,000	90,000	100,000
Sr. Citizen Citizen E.I.S.E.P.	A1978	6,780	5,000	5,000	5,000
County Aid Sr. Citizen Day Care	A3773	2,335	-	-	-
County Aid C.H.O.R.E.	A3774	2,411	2,500	2,500	2,500
County Aid Nutrition Program	A3776	113,230	118,000	118,000	118,000
County Aid Home Aide	A3777	23,286	25,500	25,500	25,500
County Aid E.I.S.E.P.	A3778	51,980	60,000	60,000	60,000
Federal Aid Adult Day Care	A4773	7,005	10,000	10,000	10,000
Federal Aid C.H.O.R.E.	A4774	21,700	22,000	22,000	22,000
Federal Aid Nutrition Program	A4776	190,852	185,000	185,000	185,000
Gifts & Donations	A6773	-	5,000	5,000	-
Total Revenues		\$ 805,476	\$ 750,000	\$ 750,000	\$ 755,000
Net Department Cost		\$ 1,810,875	\$ 2,036,790	\$ 2,042,090	\$ 2,113,929



Human Services

Jillian Guthman-Abadom, Director

Authorized Positions	Fund/ Division	2016 Actual	2017		2018 Budget
			Modified Budget	2017 Actual	
Programs for the Aging	A6772	8	9	9	9
Sr. Citizens Day Care Center	A6773	4	4	4	4
Sr. Nutrition Program	A6775	5	5	5	5
Human Services	A7620	4	4	4	4
Sr. Citizens C.H.O.R.E.	A7624	1	1	1	1
Services to the Handicapped	A8845	0	0	0	0
Department Total		22	23	23	23

	2016 Actual	2017		2018 Budget
		Modified Budget	2017 Projected	
Expenses				
Salary and Wages	\$ 1,931,149	\$ 2,066,119	\$ 2,071,419	\$ 2,134,244
Employee Benefits and Taxes	149,478	163,773	163,773	170,335
Contractual Costs, Materials & Supplies	535,724	556,898	556,898	559,050
Fixed Assets	-	-	-	5,300
Total Expenses	\$ 2,616,351	\$ 2,786,790	\$ 2,792,090	\$ 2,868,929

Revenues				
Departmental Income	\$ 392,676	\$ 322,000	\$ 322,000	\$ 332,000
Miscellaneous	-	5,000	5,000	-
State Aid	193,243	206,000	206,000	206,000
Federal Aid	219,557	217,000	217,000	217,000
Total Revenues	\$ 805,476	\$ 750,000	\$ 750,000	\$ 755,000

Net Cost	\$ 1,810,875	\$ 2,036,790	\$ 2,042,090	\$ 2,113,929
-----------------	---------------------	---------------------	---------------------	---------------------

Net Cost by Fund				
General Fund	\$ 1,810,875	\$ 2,036,790	\$ 2,042,090	\$ 2,113,929
Total Net Cost	\$ 1,810,875	\$ 2,036,790	\$ 2,042,090	\$ 2,113,929



Information Technology

William Crowley, Director

◆ Departmental Mission :

The mission of the Department of Information Technology (IT) is to provide and maintain technology that enables the Town to deliver and expand its many services to Huntington's residents and businesses in a timely, intuitive and cost effective manner. The Town recognizes that done properly, investment in technology delivers exponentially greater savings, efficiencies and service levels to our residents. In order to deliver those benefits, the IT Department must strive to excel at the following:

- Maintain the technical infrastructure and systems at the highest performance, highest security and the lowest cost supporting the Town's mission and strategic goals.
- Develop and deliver on a technology vision that enables each area of the Town to improve on its mission; supporting the Town's strategic goals within the constraints of available resources.

◆ Legal Authority:

Local Law No.12-2006 established the Department of Information Technology as enacted by Town Board Resolution #2006-289 on April 25, 2006.

◆ Operating Environment :

The IT Department exists within an operating environment that is both challenging and dynamic. The basic operations are broken down into the following areas:

- Technology planning with Town leadership - Active pursuit of opportunities arising from emerging technology, leading practices of municipal governments and those derived from leveraging synergies across Town departments and other municipalities.
- Stewardship and optimal leverage of the Town's information assets, including maximizing accuracy, security and availability.
- Hardware maintenance – Maintenance of and capacity planning for computers, servers, storage and other hardware components.
- Software Solutions and Utilities - Maintain current software solutions and collaborate with Town departments in delivering new solutions, as the Town's needs change and expand.
- Web-based applications - Develop and maintain web-based solutions that leverage the internet to better serve the Town's mission.
- Network support – Administration, monitoring, security and capacity planning for Town's expanding facility networks, wide area network, WiFi network and wireless device capabilities.
- Technical Support - Provide technical support for all Town operations as needed. This includes the support of hardware, software, enterprise applications and other devices that integrate data, equipment and personnel. The department also engages in problem-solving methods, plans and controls technology activities. The IT department also strives to foster continuous technology fluency in Towns employees.

◆ Workload Indicators:

The workload for the IT Department is as follows and requires the staff to continually develop new skills and build upon their existing knowledge base. Furthermore, it must maintain awareness of emerging technology trends, how technology is being applied elsewhere to address the challenges of municipal government, and an awareness of the challenges and opportunities of each of the Town departments. Furthermore, it must now allocate increasing resources to stay attuned and responsive to the growing quantity and complexity of cyber threats to the Town's interests. Specific indicators include:



Information Technology

William Crowley, Director

- Develop, maintain and execute upon a Technology vision and roadmap for the Town.
- Administration, support and management of a secure wide-area network with over 1000 connections at over 20 locations and internet delivered information and services to the Town's 200,000 plus residents.
- Provide support for all PC's, workstations, servers, print servers, network switches and routers.
- Respond to and resolve support requests from Town's 700 employees.
- Maximize the value the Town receives from its existing systems and information assets.
- Lead or support all new information technology projects initiated by Town leadership, Town Departments, the Director of IT or as mandated by regulatory change.

◆ 2017 Achievements:

The IT Department's significant 2017 achievements include the following:

- Partnered with Town departments and implemented information systems and functions to support major Town initiatives. Examples include, but are not limited to:
 - Mobile system to report and generate Fire Violations.
 - Public Safety Sign Permit process modernized.
 - Leveraging cloud based resources for file sharing and team collaboration.
 - Sign Management system implemented for supporting Federal reflectivity requirements.
 - Employee timekeeping system fully implemented across the Town.
 - Visitor Management system enhancing the security of Town Hall.
 - Significant progress in digitizing the Town's useful paper based information.
 - Upgraded Town TV programming with high quality, more variety and improved value.
- Implemented a mobile tablet work management system for Highway crews to manage their open tickets, communicate with their teams and the residents, and access Town systems while on the scene of their work. Additionally commenced use of tablets for the Public Safety, Engineering, Sanitation, Transportation and Audit departments to improve speed and efficiency for their processes.
- Improved the audio and video projection and viewing capabilities in the Town Board Room.
- Continued progress improving the Town's IT infrastructure and cybersecurity capabilities.
- Continued progress on overhauling and upgrading the Town's IT Disaster Recovery capabilities incorporating the entire infrastructure to provide recovery services appropriate to Town's priorities.
- Implemented and expanded public Wi-Fi access in Town Hall, Dix Hills Ice Rink and the Senior Center locations and have begun planning further expansion into these and other Town park locations.
- Replaced over 50 end-of-life desktop computers with longer-life, more energy efficient systems.
- Implemented wireless credit card processing at beaches, marinas, pool and other locations and improved reporting and controls.
- Upgraded the Town's Parking enforcement system, including Handicap Parking enforcement.

◆ 2018 Goals:

The Department's 2018 goals will be fluid to respond to the Town's goals, but include the following:

- Enable increased training of both functional and technical skills for all appropriate Town employees.
- Upgrade and re-constitution of the Town's Land Management system and processes.
- Continue the digitization of the Town's paper based information and manual processes, including improved and expanded workflow of business processes.



Information Technology

William Crowley, Director

- Support in partnership with the Public Safety department, the installation and expansion of a Townwide video monitoring system for key Town locations.
- Provide systems, processes and information assets to support significantly improved response time and quality to the Town's residents, businesses and government and agency partners.
- Continue providing more e-Services and e-Commerce to Town residents and businesses, including making significant advances in leveraging online functions versus coming to Town Hall.
- Continue the roll-out of free Wi-Fi access to the Town's designated public locations.
- Aggressively pursue employee efficiencies and resident service improvements that can be achieved via mobile and wireless devices. Specific focus in 2018 will include new tools for employees in the field to have access to and use of the Town's information systems while on the road. This should enable greater responsiveness to residents' needs, improved productivity and timeliness, and greater accuracy.
- Continue to closely partner with Town departments on their technology enabled initiatives.
- Provide support for the increasing quantity, diversity and complexity of IT systems and services and for the employees, residents, businesses and Town vendors who use them.
- Leverage the internet to improve internal employee efficiencies and lower costs of delivering services.
- Continue advances towards protecting the Towns information and infrastructure from Cyber-attacks.
- Have a fully deployed and regularly exercised Disaster Recovery functionality.
- Continue to reduce the Town's IT derived carbon-footprint.

◆ Performance Measures:

The Base Performance metrics to measure progression towards departmental goals are as follows:

- Achieve a one-year IT capacity demand buffer in storage, processing and bandwidth.
- Continued reduction in computer related electrical power, e-waste and paper use.
 1. Electric – Energy efficient PC replacement and new Datacenter design and servers.
 2. E-Waste – reduce number of personal printers.
 3. Paper – accelerated use of Document management and electronic documents.
- Replace oldest 20% desktop computers – plan for Windows 10 and next generation Office.
- 99.5% aggregate availability of Town's major systems.
- IT Support calls to remain flat in "year over year".
- Show 2 year or better ROI from every Technology investment to improve functionality.
- Pipeline of strategic technology initiatives being delivered, in progress and being planned, proportionate to the IT resources available.



Information Technology

William Crowley, Director

			2017		
	Fund/ Division	2016 Actual	Modified Budget	2017 Projected	2018 Budget
Expenses					
Information Technology	A1680	\$ 2,091,389	\$ 2,358,322	\$ 2,359,922	\$ 2,248,848
Information Technology	B1680	28,346	52,500	52,500	48,500
Information Technology	DB1680	49,766	53,200	53,200	73,200
Information Technology	SL1680	1,919	2,500	2,500	4,200
Information Technology	SR1680	15,974	17,000	17,000	17,000
Information Technology	SS11680	-	4,150	4,000	4,150
Information Technology	SW11680	3,598	3,600	3,600	3,600
Total Expenses		\$ 2,190,992	\$ 2,491,272	\$ 2,492,722	\$ 2,399,498
Revenues					
Franchise Government Access	A1171	\$ 93,306	\$ 107,954	\$ 107,954	\$ 107,954
Data Process Other Government	A2211	65	-	-	-
Total Revenues		\$ 93,371	\$ 107,954	\$ 107,954	\$ 107,954
Net Department Costs		\$ 2,097,621	\$ 2,383,318	\$ 2,384,768	\$ 2,291,544

			2017		
Authorized Positions	Fund/ Division	2016 Actual	Modified Budget	2017 Actual	2018 Budget
Information Technology	A1680	13	13	10	13
Information Technology	B1680	0	0	0	0
Information Technology	SL1680	0	0	0	0
Information Technology	SR1680	0	0	0	0
Information Technology	SW11680	0	0	0	0
Department Total		13	13	10	13



Information Technology

William Crowley, Director

	2016	2017	2017	2018
	Actual	Modified Budget	Projected	Budget
<u>Expenses</u>				
Salary and Wages	\$ 1,215,901	\$ 1,084,346	\$ 1,084,346	\$ 1,135,953
Employee Benefits and Wages	93,842	91,045	96,045	90,945
Contractual Costs, Materials & Supplies	840,919	1,183,881	1,182,331	1,096,100
Fixed Assets	40,330	132,000	130,000	76,500
Total Expenses	\$ 2,190,992	\$ 2,491,272	\$ 2,492,722	\$ 2,399,498
<u>Revenues</u>				
Non-Property Tax Item	\$ 93,306	\$ 107,954	\$ 107,954	\$ 107,954
Intergovernmental Charge	65	-	-	-
Total Revenues	\$ 93,371	\$ 107,954	\$ 107,954	\$ 107,954
Net Cost	\$ 2,097,621	\$ 2,383,318	\$ 2,384,768	\$ 2,291,544
<u>Net Cost by Fund</u>				
General Fund	\$ 1,998,018	\$ 2,250,368	\$ 2,251,968	\$ 2,140,894
Part Town	28,346	52,500	52,500	48,500
Highway	49,766	53,200	53,200	73,200
Street Lighting	1,919	2,500	2,500	4,200
Consolidated Refuse	15,974	17,000	17,000	17,000
Huntington Sewer	-	4,150	4,000	4,150
Dix Hills Water	3,598	3,600	3,600	3,600
Total Net Cost	\$ 2,097,621	\$ 2,383,318	\$ 2,384,768	\$ 2,291,544



Maritime Services

Edward Carr, Director

◆ Departmental Mission:

The mission of the Department of Maritime Services is to operate, maintain and manage all of the Town's waterfront facilities such as beaches, beach pavilions, waterfront parks, picnic areas, boardwalks, docks, wharfs, bulkheads, piers, boat ramps, dinghy racks and marinas and provide for new construction or restoration of the same. This includes providing law enforcement in bays and harbors to regulate private water craft (PWC) activities, the placement and maintenance of navigation markers, the issuance of mooring permits, assignment of marina slips, and providing launch service. It also includes managing marine resource programs and environmental matters pertaining to the estuary including shellfish harvesting, ecosystem management, aquaculture, wetlands preservation and protection, and marine water quality. Effectively managing the Town's waterfront facilities supports the Town's strategic goal of investing in the Town's recreational assets and promotes and stimulates the use of Huntington's natural resources.

◆ Legal Authority:

Town of Huntington Town Code: Chapter 120, Harbors and Waterways (Marine Division), Chapter 43 and 52 A-5, Chapter 166 (Shellfish Management).

◆ Operating Environment:

The Department of Maritime Services was created in 1998 to consolidate all marine related services under one Department for efficiency of service. Department professionals interact directly with various governmental agencies, boating & recreational organizations, business and industry stakeholders, and Town residents who have an interest in our waterfront.

The Department of Maritime Services has the responsibility of protecting, restoring, and enhancing the Town's marine and coastal environment, to monitor waterfront development activities, and to develop programs and legislation to meet those ends. The Department of Maritime Services is actively involved in securing grants for various activities including marine resource management (finfish, shellfish, aquaculture, benthic habitat), marine research (crustacean and shellfish biology, benthic profiling, resource stock assessment programs) freshwater finfish habitat, wetlands restoration, educational programs, storm water management, water quality (pollution control), and waterfront construction. The Department currently manages several active grant projects.

The Department of Maritime Services encompasses the following three Divisions:

Maritime Conservation: This division includes professional Environmental Staff located in Room 300 in Town Hall and provides administration, supervision, and compliance oversight of all environmental, fisheries management, wetlands preservation, water quality protection, and all other technical & professional responsibilities related to the waterfront. The Division of Marine Conservation directly interfaces with the Town's Boating Advisory Council, the Commercial Fishing Advisory Council, the Conservation Board, and outside agencies including the Greater Huntington Council of Yacht and Boating Clubs, Inc., civic and beach associations, special interest groups and County, State and Federal agencies. The Division of Marine Conservation also coordinates directly with the Department of Engineering Services and the Department of Planning and Environment on various issues and programs such as the Local Waterfront Revitalization Program and specific marine permit applications. The Division also works in conjunction with The Department of Parks



Maritime Services

Edward Carr, Director

and Recreation to implement various marine educational programs offered by the Town, and with the Highway Department on stormwater management projects. The Department operates the shellfish grow-out program (FLoating UPweller SYStem or FLUPSY), and also trains and gives guidance to the Oil Spill Response Team. Lastly, the Division is responsible for the Municipal Separate Stormwater Sewer System (MS4) program.

Beach Maintenance: This division, with offices located at Crab Meadow Beach, provides supervision and labor for the operation & maintenance (O&M) of all Town waterfront facilities, such as parks, beaches, waterfront pavilions, marinas, docks, boardwalks, piers, boat launching ramps, shore side pump-out facilities and mobile pumpout vessels including the grounds of the Senior Beach House in Centerport.

Harbors & Waterways: This division, with offices in the Harbormaster's Building located at 53 North New York Avenue in Halesite, provides enforcement of Town Codes and Ordinances, as well as enforcement of State or local laws pertaining to on-the-water or near-water activities within the greater Huntington – Northport Bay complex, as well as in portions of Long Island Sound and Cold Spring Harbor. Harbormasters and Bay Constables have attained credentialed law enforcement training and proficiency enabling them to teach navigation and boat handling courses to Peace Officers on a statewide basis. Boater safety courses are also offered by Division personnel to area residents 10 years of age and older. The Division is responsible for overseeing tanker and barge off-loading as well as responding to marine and upland oil spills. The Harbors & Waterways Division is also charged with the installation of 109 buoys to regulate speed and mark navigable channels to keep our waterways safe. Bay Constables are trained in law enforcement, first aid and marine firefighting. The Division assigns boat slips and manages three Town Marinas. The Division also administers the Town of Huntington Gold Star Launch Program that the Town assumed control of in 2008. In 2011, the Division began enforcing parking and recreation codes at the Town's nine beaches and three boat ramp facilities.

The marine environment is one of the harshest occupational environments for equipment and one of the most occupationally dangerous areas to work. The Town of Huntington's geographic shoreline area and responsibility includes approximately 64 linear miles from Cold Spring Harbor to Fort Salonga. This includes jurisdictional responsibility for approximately 7,000 acres of marine surface waters.

PESHA and OSHA regulations require that department personnel remain current at all times with training and equipment safety necessary to perform their responsibilities. Professional personnel routinely attend seminars, workshops, and forums to remain up to date on environmental issues, laws, scientific data, publications and research efforts.

◆ Workload Indicators:

The Department of Maritime Services is responsible for the maintenance of over 270 acres of upland areas encompassing 9 beaches, 16 water related parks and 5 boat ramps. The physical plant consists of 29 structures, 10 parking lots, 3 picnic areas (with pavilions), 1 boardwalk and approximately 350 dingy type boat racks. Additionally, the Department of Maritime Services is responsible for both shore & mobile pump out facilities/vessels.

The Town of Huntington has the largest number of commercial shellfish harvesters in the five western towns of Suffolk County, and is second only to East Hampton County wide. To take advantage of State sponsored



Maritime Services

Edward Carr, Director

shellfish programs that benefit both commercial & recreational shellfish harvesters, the Department of Maritime Services has assisted the NYS DEC by providing equipment and manpower for the purpose of collecting water samples to determine water quality (bacteriological levels). The Department also assists Suffolk County Health Services with hydrographic sampling programs designed to measure water quality variables in the greater Huntington – Northport Bay complex. In addition, Maritime Services works in concert with the Marine Sciences Research Center, SUNY-Stonybrook with hydrographic and hydrology programs in the bay complex and Cornell University Cooperative Extension (CCE) of Suffolk County with economically important living marine resource initiatives that benefit the marine ecosystem and area residents.

The rise of accidents and emergency situations, shellfish enforcement requirements, and new and ever changing State and Town requirements (codes and local laws) has increased the demand on law enforcement provided by the Department.

Additional workloads for the Department include environmental review and technical expertise for construction or restoration projects; providing SEQRA review for applicable projects and activities; LWRP review for the Huntington Harbor LWRA and the greater Huntington – Northport Bay complex; expanding marine resource management programs including the development of numerous grant applications to fund projects designed to benefit the shellfish, lobster and finfish industries; development of grant applications and management of projects designed to restore waterfront resources (water dependent/related uses), wetlands, ecosystems; and developing infrastructure projects designed to mitigate impacts resulting from stormwater runoff to marine receiving waters and marine educational programs and projects.

◆ 2017 Achievements:

Below are the Department of Maritime Services major achievements for 2017:

- Rebuilt bulkhead and parking lot at Halesite Marina including new marina pilings and walking path.
- Provided a public boating safety class and evening lecture as part of Safe Boating Week.
- Trained all seasonal staff in storm water protection, AED, and HAZWOPER requirements.
- Updated the Town's Storm Water Management Plan (SWMP).
- Assisted the Department of Planning & Environment with preparation of the Crab Meadow Watershed Stewardship Plan.
- Worked with the Town's Northport Water Quality Committee with recommendations and water quality studies to improve drainage.
- Participated in Inter-Municipal Council (IMC) kick-off meeting with Incorporated Villages.
- Deployed two additional large "No Wake" buoys.
- Prepared and distributed Speed Zone maps for July 4th fireworks, Music-Fest and Lighthouse construction.
- Completed comprehensive clean-up of Kirschbaum Park in Crab Meadow.
- Obtained new patrol vessel through NYS grant program.
- Installation of Rain Garden/ Bio-Swale project at Centerport Beach
- Installation of additional kayak bars at all beaches (new capacity for 150 spaces).
- Replaced playground at Hobart Beach in Eaton's Neck



Maritime Services

Edward Carr, Director

◆ 2018 Goals:

The Department of Maritime Services has the following goals for 2018:

- Add 100 new kayak spaces at Town beaches
- Continue to work for the replacement of boat ramps at two Town Beaches (Hobart and Asharoken).
- Annual replenishment sand on TOH beaches after winter erosion.
- Complete SWMP deliverables for EPA and NYS DEC in accordance with MS4 Law.
- Complete LWRP for unincorporated areas of waterfront outside Huntington Harbor.
- Have signed Inter-Municipal Agreements in place with all villages for marine enforcement.

◆ Performance Measures :

The performance measures that will be used to measure progression towards departmental goals are as follows:

- Enforce the laws and track and monitor the number of summonses issued. In 2017, we anticipate more.

	2015	2016	2017 (estimated)
Summonses issued by the Department of Maritime	385	382	400

- The Town is expecting continued improvement of water quality, and less beach closings in the future as improvements to storm water capture and treatment systems are realized. From a peak of closings in 2007, the Town has generally seen a downward trend in swimming beach closings due to pathogen impairment. In many recent cases, closing ordered by the Suffolk Department of Health Services were undertaken as a precautionary measure after a heavy rainfall, and not due to actual testing that exceeded water quality thresholds.

	2015	2016	2017 (estimated)
# Days beaches closed	10	7	12



Maritime Services

Edward Carr, Director

		2017			
	Fund/ Division	2016 Actual	Modified Budget	2017 Projected	2018 Budget
Expenses					
Harbor & Waterways	A3120	\$ 772,565	\$ 746,066	\$ 752,713	\$ 730,779
Waterways Navigation	A5720	65,605	61,895	61,895	61,895
Beach Maintenance	A7181	228,208	263,394	263,394	267,146
Marinas & Docks	A7182	461,126	436,763	436,763	450,647
Maritime Services Admin	A8790	394,285	402,369	403,504	487,161
Total Expense		\$ 1,921,789	\$ 1,910,487	\$ 1,918,269	\$ 1,997,628

Revenues

Other Transportation Income	A1789	\$ 83,585	\$ 90,000	\$ 90,000	\$ 90,000
Marina & Dock Fees	A2040	678,438	702,000	675,000	702,000
Boat Racks	A2041	62,600	70,000	70,000	70,000
Mooring Permits	A2588	17,200	20,000	17,000	30,000
Marine Conservation Permit	A2593	-	-	14,000	10,000
Impound Fee	A2615	500	-	-	-
State Aide - Clean Air Clean Water	A3915	16,208	-	11,185	20,000
Federal Aid - Fish & Wildlife	A4989	579	-	-	-
Total Revenues		\$ 859,110	\$ 882,000	\$ 877,185	\$ 922,000

Net Department Costs

\$ 1,062,679	\$ 1,028,487	\$ 1,041,084	\$ 1,075,628
---------------------	---------------------	---------------------	---------------------

		2017			
	Fund/ Division	2016 Actual	Modified Budget	2017 Actual	2018 Budget
Authorized Positions					
Harbor & Waterways	A3120	6	6	6	6
Waterways Navigation	A5720	0	0	0	0
Beach Maintenance	A7181	2	2	2	2
Marinas & Docks	A7182	4	4	4	4
Maritime Services Admin	A8790	3	3	3	3
Department Total		15	15	15	15



Maritime Services

Edward Carr, Director

	2016	2017	2017	2018
	Actual	Modified Budget	Projected	Budget
Expenses				
Salary and Wages	\$ 1,520,979	\$ 1,448,916	\$ 1,455,698	\$ 1,549,608
Employee Benefits and Taxes	120,086	116,321	116,321	122,770
Contractual Costs, Materials & Supplies	277,388	345,250	346,250	321,250
Fixed Assets	3,336	-	-	4,000
Total Expenses	\$ 1,921,789	\$ 1,910,487	\$ 1,918,269	\$ 1,997,628
Revenues				
Departmental Income	\$ 824,623	\$ 862,000	\$ 835,000	\$ 862,000
Licenses and Permits	17,200	20,000	31,000	40,000
Fines & Forfeitures	500	-	-	-
State Aid	16,208	-	11,185	20,000
Federal Aid	579	-	-	-
Total Revenues	\$ 859,110	\$ 882,000	\$ 877,185	\$ 922,000
Net Cost	\$ 1,062,679	\$ 1,028,487	\$ 1,041,084	\$ 1,075,628
Net Cost by Fund				
General Fund	\$ 1,062,679	\$ 1,028,487	\$ 1,041,084	\$ 1,075,628
Total Net Cost	\$ 1,062,679	\$ 1,028,487	\$ 1,041,084	\$ 1,075,628



Parks & Recreation

Donald McKay, Director

◆ Departmental Mission:

The Town of Huntington Department of Parks and Recreation strives to enhance the quality of life and meet the ever-changing recreational needs of children and adults of all abilities by providing state-of-the-art facilities, services and cultural programs in a safe well-maintained environment.

◆ Legal Authority:

Chapters 52-1 to 52-8 and Chapters 159-1 to 159-25 of the Town of Huntington Code.

◆ Operating Environment:

The Department of Parks and Recreation administers a diverse and comprehensive offering of recreational programs and activities year round for children, teenagers and adults as follows:

Dix Hills Park: The Department oversees the operation of the Dix Hills Park complex, including a seasonal outdoor pool and picnic area and indoor ice skating facility. The Department also oversees operation of the Dix Hills Golf Course and Crab Meadow Golf Course in Northport.

Beaches: During the summer season, the Department of Parks and Recreation handles operations at the Town's eight beaches. This includes lifeguarding, swim lessons and beach attendants.

Cultural Affairs: The Department encompasses the management of the Town's Cultural Affairs programs, including fiscal support of the Huntington Arts Council, the Huntington Summer Arts Festival and the Heckscher Museum of Art, and other non-profit cultural agencies, as well as administration of the Town's Public Art Initiative and various special projects and events such as the Annual Huntington Tulip Festival. Management of several Town-owned historic properties is conducted through liaison with the Town-affiliated Huntington Cultural Affairs Institute, Inc.

Playgrounds and Recreational Programs: Throughout the year, the Department offers numerous programs and activities for children and adults. These include day and evening leisure activities such as dance instruction and creative arts workshops. Tennis lessons, rowing instruction, horseback riding, athletic workshops, day trips and dog obedience classes are examples of other activities offered.

During the summer months, the Department operates several day camps and pre-school playground programs for children ages 5 through 14. The Department also administers Camp Bright Star, a day camp for children with disabilities.

◆ Workload Indicators:

The Department is responsible for & processed 176 athletic permits, assigning and scheduling 89 numerous athletic fields and 28 lighted sports facilities that provide for 18,500 youth/adult participants that are from 75 sports/school organizations hundreds of youth and adult sport organizations.

- Issue more than 143 major special events permits, 21 permits for equipment, processed over first four months 11 Picnic Permits w/Beer & Wine; 73 Picnics Permits w/o Beer & Wine plus 5 Picnic Permits that were processed and later cancelled, 9 Athletic Tournament's ball fields, signs for special events and process field applications, collect fees, insurance, process hold harmless agreements and equipment needs for the applicant.



Parks & Recreation

Donald McKay, Director

- Beaches Division sells and collects permit fees from residents and non-residents, processing more than 13,000 vehicle & boat ramp beach stickers during the summer months.
- Assign and manage the scheduling of 20,000 games and practices for more than 18,000 youth/adult players.
- Changed procedure for issuance of Teen Recreation ID, Suffolk County Recreation ID and Non-Residents Recreation ID cards for all Long Island Junior Soccer League (LIJ) players who play on Town fields.
- Coordinate the Huntington Summer Arts Festival (through Arts Council) with approximately 40 nights of performances & related “Meet the Artist” community educational programs serving more than 50,000 residents & visitors.
- Coordinate presentation of the Annual Huntington Tulip Festival, serving 4,000-5,000 participants each year.
- Administer more than \$1 million in annual cultural affairs grant contracts with non-profit community agencies.
- Plan and implement Public Art Initiative projects in appropriate public spaces within the Town to enhance community character & livability, and celebrate Huntington’s history, culture, & diversity.
- Facilitate management and preservation of various Town-owned historic properties.
- Coordinate with support from Suffolk County, the operation of Coindre Hall.
- Continue to expand the Summer Camp Program. These camps include Gold Star Camp, Adventure Camp, Camp Seahawk and Camp Soundview. The Department operates St. John’s Camp and Project P.L.A.Y. for Huntington’s 350 underprivileged children.
- Enhance recreational opportunities by partnering with the private sector. These include horseback riding lessons, basketball, soccer, lacrosse and baseball camps, and kayak lessons.
- Coordinate with the United States Tennis Association (USTA), to provide tennis instruction to roughly 1,000 residents annually, include pre-school children. In 2001, the USTA honored the Town with its Eastern Program of the Year Award.

◆ 2017 Achievements:

The Department’s 2017 significant achievements include the following:

- Helped Price Waterhouse Coopers and Adam Graves with this year’s 3rd annual Marathon Charity Game at the Dix Hills Ice Rink
- Hosted such great events as the LIAHL A and AA Playoffs, and the 4th Annual “Pink the Rink tournament” raising money for breast cancer.
- Helped the New York Skating Club of New York run the 2nd annual “Dix Hills Open” skating competition at the Dix Hills Ice Rink
- Continued to run All-Star rec. teams which competed in games outside the rink. This season they competed in the EJ hockey league. The Pee Wee team won the championship in the league.
- Dix Hills Rec. League hit all-time high with over 400 kids in the spring rec. league.
- Updated major policy/procedure changes to the permit process for picnics in town, including the Town’s new Beer & Wine Policy change to requiring NYSLA permit for town Picnic & Special Event Application Process.
- Project Play & St. John’s Camp has had an enrollment 275 campers this year; we hosted our 2nd Annual Fundraiser/Sponsorships for the camp May 2017.



Parks & Recreation

Donald McKay, Director

- We have translated in to Spanish Project Play & St. John's camp applications & website documentation. Then negotiated with Huntington School District for additional classrooms.
- 52nd presentation (through Arts Council) of the Annual Huntington Summer Arts Festival.
- Collaborated with the Huntington Arts Council, Heckscher Museum of Art, Huntington Historical Society, B.J. spoke gallery, Huntington Art Center, fotofoto gallery, and Chelsea Studio & Gallery in marketing and presentation of a Huntington Village Art Walk on May 13, 2017. (A second Art Walk is being planned for October 22, 2017.)
- Selected and presented the 13th Round of *Poetry for the HART* teen poetry winners and displayed winning poems on the HART buses for the benefit of more than 260,000 riders annually.
- Presented the 17th Annual Huntington Tulip Festival in Heckscher Park.
- Selected designs for 10 new Traffic Signal Box Public Art Projects in Huntington Village and Huntington Station (installations ongoing) and issued RFPs for selection of 5-15 additional designs for installation in the fall.
- Secured \$13,600 in combined sponsorship support for Traffic Signal Box Public Art Projects from the Huntington Village and Huntington Station BIDs.
- Executed contract with Team Zaluski for design, fabrication, and installation of sculptural project in Sweet Hollow Park and began initial conceptual design phase.
- Received outstanding evaluations from the New York State Office of People with Developmental Disabilities for the Young Teen Program and the program had strong enrollment.
- The Program without Walls again had maximum capacity.
- Camp Bright Star had maximum capacity again due to past marketing efforts with local school districts and received excellent evaluation from the Health Department.
- Expanded and enhanced Town's Automated External Defibrillator (AED) Program.
- Complied with the new regulations for Camp Bright Star, which included increased background checks, incident report training, code of conducts, and the establishment of an Incident Review Committee.
- Continued to utilize e-mail blasts to advertise programs on a regular basis.
- Added nature study to the playground and pre-school program. Close to 1,000 children have been added to the movement – 10 Million Kids Outdoors.
- Ran a second free baseball clinic with Major League Baseball and the Kindervision Foundation with an increase in participation.
- A record number of teams participated in the 3 on 3 basketball tournament.
- Added a High School Tennis Clinic to our popular tennis fee class program.
- Tennis Program was awarded the Outdoor Site of the Year by the USTA Eastern Section.
- Crab Meadow Golf Course was highlighted with a three page story in the spring edition of Met Golfer magazine.
- Worked with Councilman Mark Cuthbertson to host the Lenney Peters Junior Golf Tournament at Crab Meadow Golf Course.
- Assisted in the selection and hiring of new operators to oversee pro shop operations at Dix Hills and Crab Meadow golf courses and restaurant at Crab Meadow.
- Huntington became the first municipality on Long Island to acquire a Paramobile, a patented device that is changing the lives of wheelchair users and other individuals with disabilities by allowing them to stand up and play sports and engage in everyday activities.



Parks & Recreation

Donald McKay, Director

- Serviced approximately 200 people with developmental disabilities in various recreation programs through-out the year.
- Successfully transferred Camp Bright Star, which provides for campers who have various developmental disabilities to Countrywood School and the pool portion of the Program to the YMCA Pool.
- Integrate nature awareness activities at Camp Seahawk.
- Serviced approximately 1000 children in the playground/pre-school program.
- Serviced approximately 2000 children in the various camps.
- Serviced approximately 550 children in various athletic programs.
- Continued to rent the Coindre Hall Gym when available.
- Serviced approximately 700 people in the tennis program.
- Serviced 600 children in the creative arts program.
- Serviced 250 in Community Education/Recreation program.
- Advertised recreation programs in the school districts.
- Served approximately 4,000-5,000 participants of all ages at Annual Huntington Tulip Festival.
- Served (through Arts Council) approximately 50,000 residents and visitors at the Annual Huntington Summer Arts Festival and related “Meet the Artist” community educational workshops.
- Provided more than \$1 million in cultural affairs grant support to non-profit community agencies.
- Served more than 260,000 riders annually of the HART bus system by selecting and displaying in HART buses new round winning poems in the Poetry for the HART teen poetry program.

◆ 2018 Goals:

The Department’s 2018 goals include the following:

- Start “Learn to Play Hockey” and “Try Hockey for free” programs with the NHL and New York Rangers. Bring more kids into the rink through promotion of the NHL and NY Rangers.
- Explore the possibility of starting a Pre-Camp for the Adventure Camp for parents that need to do drop off earlier.
- Expand the Summer Skating Camp program to include a higher level.
- Build a shady area on the pool deck for the patrons while Adventure Camp is in session.
- Work on how to build spray park and water slide at the Dix Hills Pool.
- Launch a town-wide promotion of the swimming lessons at the Dix Hills Pool.
- Start a pre-school skating class. Concentrate on fun and getting kids comfortable with the ice, as well as helping to start a mom’s club at the rink.
- With the continued growth of the Dix Hills Recreation League, work with the town to create its own “travel” ice hockey teams.
- Work with the Chiefs Spring Hockey Organization on the possibility of creating a spring time hockey tournament when ice sales are slower. Continue to expand charter possibilities with day time/school day ice hours.
- Create Adult type day-time activities at the Ice Rink.
- Begin formulating a Use Plan for a Community Centre at Manor Field Park (NYS Amory).
- To be able to register, pay and submit Adult Softball League Rosters online RecTrac System.
- Continue to service approximately 200 people with developmental disabilities.



Parks & Recreation

Donald McKay, Director

- Integrate nature awareness activities at Camp Seahawk.
- New round winning poems in the *Poetry for the HART* teen poetry program.
- Install another series of public art projects on at least five Traffic Signal Boxes.
- Complete fabrication and installation of a public art project in Sweet Hollow Park.
- Continue to rent the Coindre Hall Gym when available.
- Continue Fund Raising Campaign to obtain funds to help offset cost of field trips for Project Play & St. John's Camp.
- Offer 3-5 day trips in fee class programs.
- Explore the creation of a Not-for-Profit Foundation to benefit parks & recreational programming.

◆ Performance Measures :

The performance measures that will be used to measure progress towards departmental goals are as follows:

- Monitor and track attendance at all Town camps.

	2014	2015	2016	2017 estimated
Playground & Pre-School Programs	997	1082	1025	1080
Adventure Camp	1059	1358	1313	1260
Other Camp	750	794	890	890

- Monitor and track attendance for athletic workshops.

	2014	2015	2016	2017 estimated
Athletic Workshops	594	594	549	500
Tennis Instruction	603	502	700	710



Parks & Recreation

Donald McKay, Director

		2017			
	Fund/ Division	2016 Actual	Modified Budget	2017 Projected	2018 Budget
<u>Expenses</u>					
Arts Council Administration	A7010	\$ 147,500	\$ 147,500	\$ 147,500	\$ 147,500
Recreation Administration	A7020	841,240	752,722	752,722	756,202
Dix Hills Park Administration	A7115	1,117,557	1,120,826	1,121,345	1,129,457
Playgrounds & Recreation	A7140	904,812	959,135	959,135	964,358
Recreation Fee Classes	A7141	312,742	438,338	438,338	438,226
Recreation Mentally Challenged	A7187	147,688	160,679	160,160	160,319
Beaches-Recreation	A7188	588,995	613,172	610,172	610,172
Golf Course Administration	A7193	-	16,000	16,000	16,000
Band Concerts	A7270	147,325	144,982	144,982	143,811
Museum-Fine Arts Heckscher	A7450	488,684	485,134	485,134	485,134
Cultural Affairs	A7460	246,618	264,332	264,332	246,698
Celebrations	A7550	3,550	8,829	8,828	10,000
Total Expenses		\$ 4,946,711	\$ 5,111,649	\$ 5,108,648	\$ 5,107,877
<u>Revenues</u>					
Park & Recreation Rec Fees	A2001	\$ 561,436	\$ 620,000	\$ 575,000	\$ 620,000
Park Revenues Corp Sponsored	A2003	5,725	10,000	3,925	10,000
Recreation Cards	A2005	51,026	50,000	63,000	50,000
Park & Recreation Fee Class	A2006	684,312	650,000	700,000	650,000
Developmentally Disabled	A2007	26,940	26,000	25,620	26,000
Dix Hills Park Rec Fees	A2008	656,704	700,000	642,322	700,000
Recreation Concessions	A2012	82,666	80,000	82,000	80,000
Beach Fees	A2025	438,524	425,000	450,000	450,000
Dix Hills Pool Fees	A2026	118,990	100,000	100,000	120,000
Golf Fees	A2051	1,544,035	1,656,000	1,467,620	1,640,000
Golf Cards	A2052	35,595	75,000	33,405	50,000
Golf Cart Fees	A2053	-	-	298	-
Golf Course Driving Range	A2056	-	-	1,167	-
Skating Rink Fees	A2065	2,516,500	2,300,000	2,378,000	2,400,000
State Aid Mental Retardation	A3889	51,349	50,000	50,000	50,000
Federal Aid Project Play	A4789	51,822	48,000	48,000	48,000
Total Revenues		\$ 6,825,624	\$ 6,790,000	\$ 6,620,357	\$ 6,894,000
Net Department Costs		\$ (1,878,913)	\$ (1,678,351)	\$ (1,511,709)	\$ (1,786,123)



Parks & Recreation

Donald McKay, Director

Authorized Positions	Fund/ Division	2017			
		2016 Actual	Modified Budget	2017 Actual	2018 Budget
Arts Council Administration	A7010	0	0	0	0
Recreation Administration	A7020	9	9	8	8
Dix Hills Park Administration	A7115	4	4	4	4
Playgrounds & Recreation	A7140	1	1	1	1
Recreation Fee Classes	A7141	1	1	1	1
Recreation Mentally Challenged	A7187	0	0	0	0
Beaches-Recreation	A7188	0	0	0	0
Golf Course Administration	A7193	0	0	0	0
Band Concerts	A7270	0	0	0	0
Museum-Fine Arts Heckscher	A7450	0	0	0	0
Cultural Affairs	A7460	1	1	1	1
Celebrations	A7550	0	0	0	0
Department Total		16	16	15	15

	2017			
	2016 Actual	Modified Budget	2017 Projected	2018 Budget
Expenses				
Salary and Wages	\$ 3,226,717	\$ 3,189,006	\$ 3,189,006	\$ 3,207,643
Employee Benefits and Taxes	253,529	256,749	256,749	256,151
Contractual Costs, Materials & Supplies	1,466,465	1,661,994	1,661,993	1,643,183
Fixed Assets	-	3,900	900	900
Total Expenses	\$ 4,946,711	\$ 5,111,649	\$ 5,108,648	\$ 5,107,877
Revenues				
Departmental Income	\$ 6,722,453	\$ 6,692,000	\$ 6,522,357	\$ 6,796,000
State Aid	51,349	50,000	50,000	50,000
Federal Aid	51,822	48,000	48,000	48,000
Total Revenues	\$ 6,825,624	\$ 6,790,000	\$ 6,620,357	\$ 6,894,000
Net Cost	\$ (1,878,913)	\$ (1,678,351)	\$ (1,511,709)	\$ (1,786,123)
Net Cost by Fund				
General Fund	\$ (1,878,913)	\$ (1,678,351)	\$ (1,511,709)	\$ (1,786,123)
Total Net Cost	\$ (1,878,913)	\$ (1,678,351)	\$ (1,511,709)	\$ (1,786,123)



Planning & Environment

Anthony J. Aloisio, Director

Departmental Mission:

The mission of the Department of Planning and Environment is to assure safe, healthy, and productive, as well as aesthetically and culturally pleasing surroundings for all residents of Huntington; to attain the widest range of beneficial uses of the environment without degradation, risk to health, safety or other undesirable consequences; to preserve important historic, cultural and natural aspects of our heritage and maintain an environment that supports diversity and variety of individual choice. The Department constantly strives to achieve a balance between population and resource use, which will permit high standards of living and a wide sharing of life's amenities among all the residents of the Town of Huntington, not only during this generation but also for all future generations in support of the Town's strategic goal to expand development within the Town and invest in infrastructure.

◆ Legal Authority:

Town Code, Section 52-A and New York State Town Law, Section 271 (2), New York State Town Law (NYSTL), Sections 267, 276, 277 and 278. NYS Environmental Conservation Law, Article 8 part 617. General Municipal Law, Section 247.

◆ Operating Environment:

Pursuant to Town Code the Department of Planning & Environment is organized into three divisions as follows:

Planning: The department is responsible for reviewing applications and creating the record for land-use decisions. Such decisions are made by the Town Board, Planning Board, Zoning Board of Appeals, the Parks Department, Highway Department, and in part, the Department of Engineering Services. Preparing planning studies and reports as well as the maintenance of the town Geographic Information System are all part of the duties of various Staff in the Department. In addition, the Division also prepares estimates for the installation of project related infrastructure that is included in required performance bonds. The Department also oversees various Economic Development activities and provides staff support to the Economic Development Corporation.

The Planning Department is also responsible for the collection, prioritization, review and final preparation of Capital Budget proposals from each Town department. These tasks are required in order for the Planning Board to meet the Article 12 mandates.

New York State Town Law (NYSTL), Sections 276, 277 and 278 dictate the review and approval process for site plans. Under these statutes, with time limits to hold hearing and to approve or deny applications, the Planning Department staff works for the Planning Board, to process applications for subdivision and site plans.

Environmental Review: The Environmental Review Division is responsible for providing assistance to the various boards in the Town to maintain the standards of the New York State Environmental Conservation Law Article 8, Part 617 SEQRA (State Environmental Quality Review Act) regulations. This law establishes a decision-making process that involves consideration of social, economic and environmental factors.

Land Management: The Land Management Division is responsible for the Geographic Information System (GIS) and all matters pertaining to the Town's land inventory.



Planning & Environment

Anthony J. Aloisio, Director

Zoning Board of Appeals: The Planning Division provides staff support to the Zoning Board of Appeals (ZBA). The ZBA is responsible for Town Code, Section 198-68 that requires the Planning Department to provide technical input for the Zoning Board of Appeals applications for conditional permits within 30 days of receipt. The Zoning Board of Appeals gets its authority to consider variances pursuant to NYSTL 267.

Environmental Open Space and Park Fund Advisory (EOSPA) Committee: The Open Space Coordinator provides staff support to the Environmental Open Space and Park Improvement Committee. Chapter 21 of Town Code defines the Environmental Open Space and Park Fund program that is administered by the Open Space Coordinator working with the EOSPA Committee and Open Space Counsel. This has included oversight of three referenda that each generated funding for a ten-year period with a combined life value of \$60 million. Presently funding is being provided by the 2008 Open Space Bond of \$15 million (\$5 million for land acquisition, \$5 million for park improvements, \$4 million for neighborhood enhancements and \$1 million for green projects). The EOSPA Committee also makes recommendations to the Town Board on allocation of Neighborhood Parks funding, derived from subdivision (park and playground) fees.

Conservation Board: The Huntington Conservation Board is a Town Board-appointed volunteer advisory organization. The Conservation Board reviews and provides comments to the Town Board, Planning Board, Board of Trustees, and Zoning Board of Appeals on applications for land use change that have the potential to affect Open Space Index-mapped property. In addition to its advisory review functions, the Conservation Board serves as a vital conduit for conveying environmental information on key topic areas (land use and review, marine and freshwater resources, parks, solid waste, and legislation) to Town leaders. The Conservation Board coordinates the Town Park Stewardship Program and routes data from Town Board-appointed volunteer park monitors/inspectors.

Huntington Greenway Trails Committee: The Huntington Greenway Trails Citizens Advisory Committee meets with and assists Land Management staff in mapping trails (courses, distances, features, difficulty), marking trails, defining trail uses/designations, leading hikes, monitoring trails for maintenance purposes, preparing trail guides and creating a trails plan.

Beautification Council: The Beautification Council is a Town Board-appointed volunteer advisory organization. The Beautification Council promotes various efforts and recommends actions to Town agencies and Boards that will enhance the attractiveness of the Town. Actions may include the installation of flower gardens and tree planting on municipal property and the promotion of efforts to maintain streets and other Town infrastructure.

◆ Workload Indicators:

The Planning Department is responsible for:

- Process and complete application and SEQRA reviews for over three-hundred (300) subdivision, site plans and ZBA reviews annually.
- Prepare long-term plans and support for various comprehensive planning efforts in Town, including plans for Huntington Station and the Melville Employment Center.
- Support Town-wide demand for GIS Services.



Planning & Environment

Anthony J. Aloisio, Director

◆ 2017 Achievements:

The Planning Department's 2017 significant achievements include the following:

- Completed all environmental and application reviews for submitted zone change requests.
- Processed all site plan and subdivision applications submitted to the department.
- Continue to participate in numerous activities to further the efforts of Renaissance Downtowns to revitalize Huntington Station.
- Completed DRAFT Melville Employment Center Plan.
- Further development of a Municipal Storm Sewer System (MS4) and GIS database to support town departments with compliance of federal, state, and local clean water act reporting requirements.
- Eliminated three (3) legacy servers which were using power and employee resources. Replaced with new servers with up-to-date software.
- GIS staff assisted with the Zombie-Homes Grant in partnership with New York State and the Local Initiatives Support Corporation.
- Edited over one-hundred (100) tax parcel polygons and fifty (50) zoning polygons in an effort to keep our data current.
- Created and deployed GIS-based power point presentations for all Planning Board and Zoning Board agenda items to date.
- Collaborated with the Streetlighting Department to create and deploy a mobile-GIS application used for street lighting inventory.
- Installed and configured a new server for ArcGIS Portal, an essential component of our HELIX system.
- Coordinated with Town departments for providing GIS support to Town-wide initiatives.
- Expanded GIS Services and assistance to the town appraisal consultant and support of the town-wide Computer Assisted Mass Appraisal system.
- Drafted various changes to the Town Zoning Code clarifying the zone change approval and ZBA processes and procedures.
- Continued solicitation of numerous grants to support varied environmental and parks projects.
- Manage the subscription based GIS application for use by land use professionals.
- Presented EOSPA and Neighborhood Parks Fund allocation recommendations to the Town Board for five (5) sites to benefit from park improvement projects, two (2) neighborhood enhancements, and one (1) energy projects resulting in a commitment of \$386,125 over the past year.
- Initiated six (6) new acquisition projects to expand the Town of Huntington inventory.

◆ 2018 Goals:

The Planning Department's 2018 goals include the following:

- Continue to acquire key open space properties, coordinate the improvement of new and existing parkland and neighborhoods/streetscapes, and support green energy and efficiency projects throughout Huntington.
- Continue to improve the process and increase the number of completed Development Reviews.
- Continue to support the efforts of Renaissance Downtowns to revitalize Huntington Station.
- Draft modifications to the Melville Plan with the objective of adoption of the plan by the Town Board.
- Support the preparation and development of localized comprehensive plans.
- Complete the development of a Capital Projects GIS Portal for evaluating capital program goals and individual project progress.



Planning & Environment

Anthony J. Aloisio, Director

- Full implementation of ArcGIS Server 10.3 with deployable mobile applications.
- Complete the deployment of the Common Inspection Tool (Mobile GIS Application) begun in 2015. This tool will allow the town Building, Planning and Public Safety inspectors to perform site assessment and permit inspections using a mobile tablet or smart phone.
- Complete tree inventory and planting location evaluation started in 2014 for 60 active Town parks.
- Complete work with consultant and community to finalize Crab Meadow Watershed Hydrology Study and Stewardship Plan initiated in 2014.
- Continue effort begun in 2015 with Town Attorney and Public Safety Department to resolve private encroachments on Town properties, including parkland.
- Continue to implement goals and strategies contained in the Horizons 2020 Comprehensive Plan.

◆ Performance Measures:

Below are the 2017 Performance measures for the Planning and Environment Department:

- Monitor the EOSPA and Neighborhood Parks funds to insure Town land acquisitions, property and neighborhood improvements are being completed in a timely fashion.
- Track and fund new EOSPA projects as per EOSPA Committee recommendation (chart below identifies funded projects).

Description	2015	2016	2017 (estimated)
EOSPA Open Space Acquisitions	2	2	5
Park Improvement Projects	7	2	5
Neighborhood Enhancement Projects	3	2	3
Green Infrastructure Projects	2	1	3

- Track the number of development reviews and permits processed by the department.

Description	2015	2016	2017 (estimated)
Bond Extensions	46	37	54
Letters of Denial	192	0	0
Lot Line Changes	6	5	15
Radius Searches	325	316	320
Site Plan-Pre-Application	129	143	125
Site Plan Application	27	52	32
Subdivision-Pre-Application	2	10	15
Subdivision-Preliminary Approval	6	11	12
Subdivision-Final Approval	1	3	7
TOD Flow Applications	8	11	10
Tree Permits	1029	1047	1150
ZBA Applications	253	278	272
Zone Changes	6	12	9

- Identify and prioritize additional assets held by the Town's departments in a central GIS repository to improve and coordinate projects within the Town.
- Incorporate GIS record information assisting other departments.



Planning & Environment

Anthony J. Aloisio, Director

		2016	2017	2017	2018
	Fund/ Division	Actual	Modified Budget	Projected	Budget
Expenses					
Planning & Manage Development	A8684	\$ 24,130	\$ 68,242	\$ 68,242	\$ 35,000
Zoning Board of Appeals	B8010	147,670	163,449	163,449	163,449
Planning Department	B8020	1,741,488	1,540,073	1,540,073	1,516,298
Planning Board	B8025	125,465	128,949	128,949	128,949
Conservation Board	B8710	12,847	16,199	16,199	16,199
Total Expenses		\$ 2,051,600	\$ 1,916,912	\$ 1,916,912	\$ 1,859,895

Revenues					
Zoning Fees	B2110	\$ 148,917	\$ 138,000	\$ 138,000	\$ 138,000
Planning Board Fees	B2115	308,227	300,000	300,000	300,000
Licenses, Other	B2545	9,551	10,000	10,000	10,000
Other Permits-Town Engineer	B2590	53,319	90,000	90,000	90,000
Total Revenues		\$ 520,014	\$ 538,000	\$ 538,000	\$ 538,000

Net Department Costs		\$ 1,531,586	\$ 1,378,912	\$ 1,378,912	\$ 1,321,895
-----------------------------	--	---------------------	---------------------	---------------------	---------------------

		2016	2017	2017	2018
Authorized Positions	Fund/ Division	Actual	Modified Budget	Actual	Budget
Planning & Manage Development	A8684	0	0	0	0
Zoning Board of Appeals	B8010	7	7	7	7
Planning Department	B8020	20	19	19	19
Planning Board	B8025	7	7	7	7
Plan & Manage Development	B8685	0	0	0	0
Conservation Board	B8710	0	0	0	0
Department Total		34	33	33	33



Planning & Environment

Anthony J. Aloisio, Director

	2016	2017	2017	2018
	Actual	Modified Budget	Projected	Budget
Expenses				
Salary and Wages	\$ 1,728,491	\$ 1,608,778	\$ 1,608,778	\$ 1,607,317
Employee Benefits and Taxes	128,566	134,734	134,734	128,078
Contractual Costs, Materials & Supplies	194,543	173,400	173,400	124,500
Total Expenses	\$ 2,051,600	\$ 1,916,912	\$ 1,916,912	\$ 1,859,895
Revenues				
Department Income	\$ 457,144	\$ 438,000	\$ 438,000	\$ 438,000
Licenses and Permits	62,870	100,000	100,000	100,000
Total Revenues	\$ 520,014	\$ 538,000	\$ 538,000	\$ 538,000
Net Cost	\$ 1,531,586	\$ 1,378,912	\$ 1,378,912	\$ 1,321,895
Net Cost by Fund				
General Fund	\$ 24,131	\$ 68,242	\$ 68,242	\$ 35,000
Part Town	1,507,455	1,310,670	1,310,670	1,286,895
Total Net Cost	\$ 1,531,586	\$ 1,378,912	\$ 1,378,912	\$ 1,321,895



Public Safety

Joseph Rose, Interim Director

◆ Departmental Mission:

The mission of the Public Safety Department is to safeguard the citizens and visitors of the Town of Huntington by protecting life and property, preserving the peace, preventing crime and enforcing Town ordinances. We strive to provide an exemplary level of professional service in fulfilling this mission of delivering public services efficiently and effectively.

◆ Legal Authority:

The Department of Public Safety was created in February 1996 by the Town Board via Resolution #1996-129. Town of Huntington Town Code, Chapter 55 establishes the Department of Public Safety and defines its powers and duties. On June 19, 2007, Town Board Resolution #2007-374 amended the Uniformed Traffic Code of the Town of Huntington. This amendment moved the Handicapped Parking Enforcement Program from the Department of Human Services to the Department of Public Safety. The movement resulted in the establishment of the Special Services Division within the Department of Public Safety as per Chapter 55 of the Code of the Town of Huntington.

◆ Operating Environment:

The Public Safety Department meets the duties of protecting the health, safety and welfare of the Town of Huntington residents with the following five divisions:

- Security Division
- Park Rangers
- Code Enforcement Division
- Animal Control Division
- Special Services Division

Security Division: This division is responsible for patrolling and ensuring the security of 77 Town of Huntington facilities consisting of buildings, rail stations, beaches and parks. In addition, the uniformed force is charged with the enforcement of parking regulations of the Town of Huntington as outlined in the parking provisions of the Uniform Traffic Code of the Town.

Park Ranger Division: Park Rangers are officers who are New York State Certified Police Officers or Peace Officers. Their principal responsibilities are to keep general public order and to patrol and protect town parks, beaches, rail road stations and other town related facilities.

Code Enforcement Division: This division is responsible for enforcing the Code of the Town of Huntington and the New York State Property Maintenance Code affecting the Town through measures and procedures that emphasize compliance. This division performs investigations based on citizen complaints received and are handled in an expeditious manner. The Sign Bureau and Accessory Apartment Bureau are also part of the Code Enforcement Division.

Animal Control Division: This division is responsible for enforcing the Code of the Town of Huntington and any state and local laws or regulations, including the Agriculture and Markets Law of the State of New York, pertaining to the control of animals. The operation of the Huntington Animal Shelter is the responsibility of this division.



Public Safety

Joseph Rose, Interim Director

Special Services Division: This division is responsible for the enforcement of handicapped parking codes and fire zone codes through the Handicapped Enforcement Program (HEP) by utilizing the services of volunteers. The Meter Maintenance Bureau performs the maintenance and repair of parking meters. The Abandoned Vehicle Bureau conducts the identification and removal of abandoned vehicles within the Town.

The Department consolidates the efforts involved in Code Enforcement, Security, Animal Control and Special Services. The nature of the work performed by the Public Safety Department is both proactive and reactive. The Department is proactive by enforcing state and local laws and regulations within the jurisdiction of the Town at problematic locations; and reactive by responding to and investigating complaints filed by the citizens of the Town.

◆ Workload Indicators:

The Public Safety Department administers four divisions which serve the Huntington community:

Security Division

- Issued approximately 17,763 summonses for parking violations in 2016.
- Patrols and protects 77 Town properties and facilities within 94 Square miles on a 24-hour basis.
- Provides security detail to all major Town related functions.
- Monitors video surveillance for both Town equipped facilities and B.I.D. locations.

Park Ranger Division

- Provides security detail to Town parks, beaches and facilities.
- Able to enforce Town, County and State laws at Town related facilities.
- Assists Suffolk County Police Department and other jurisdictions with missing persons and children at Town parks and beaches.

Code Enforcement Division

- Investigates approximately 4,000 cases of potential code infractions in 2016.
- Issues approximately 1,905 violations as a result of these investigations.

Special Operations Division

- Maintains and collects parking fees for more than 638 meter locations.
- Administers the Handicapped Enforcement Program which utilizes a dedicated group of volunteers who have enforced the law related to parking for disabled.
- Removal and impounding of abandoned vehicles.

Animal Control Division

- Retained 148 dogs and 78 returned to owners.
- Adopts approximately 60-80 dogs annually.
- Removes approximately 1,000 deceased animals from public areas and roadways within the Town of Huntington.



Public Safety

Joseph Rose, Interim Director

◆ 2017 Achievements:

The Department's 2017 significant achievements include the following:

- Security Division has achieved an enhanced level of cooperation with all other departments within Town of Huntington and other governmental agencies including law enforcement entities. The Park Ranger position continues to grow with success and has provided assistance with our current security division and with other governmental agencies.
- Code Enforcement continued to vigorously enforce the Town Code in an effort to maintain the quality of life the citizens of the Town of Huntington expect and deserve. Code Enforcement has been committed to the revitalization of Huntington Station by working with various civic organizations and community leaders to promote more awareness.
- Special Operations has continued to expand the use of volunteers in the Handicap Enforcement Program. Multi-space meters were outfitted and updated with 4G modems for improved communication.
- Animal Control continues to successfully rehabilitate dogs for adoption. The Town has acquired the necessary land for the future animal shelter.

◆ 2018 Goals:

The Department of Public Safety 2018 goals are as follows:

- Security Division: In the coming year, continue to assist with the installation state-of-the-art video surveillance systems for monitoring our high value Town locations. Continue the development of the Park Ranger position.
- Park Ranger Division: To further develop the Park Ranger Division and increase town-wide shift coverage.
- Code Enforcement: Anticipating the accountability for specific geographic areas by code enforcement personnel resulting in a more proactive approach to code issues within the assigned areas.
- Special Services: Complete the installation of the multi-space, street parking meters throughout the village and to successfully launch the mobile device payment solution app.
- Animal Control: Continue with the successful dog rehabilitation programs to promote successful, permanent adoptions. Further assist with the development for construction of the new animal shelter facility.

◆ Performance Measures:

The performance measures that will be used to measure progression towards departmental goals are as follows:

- Monitor the number of code violations in the Town of Huntington.

Description	2015	2016	2017 (estimated)
Code Violations Issued	3,797	3,973	4,000+/-

- Monitor and maintain the number of animal adoptions.

Description	2015	2016	2017 (estimated)
Animal Adoptions	93	107	85+/-

- Monitor and track the number of parking summonses issued.

Description	2015	2016	2017 (estimated)
Parking Summonses	14,256	17,763	16,500+/-



Public Safety

Joseph Rose, Interim Director

	Fund/ Division	2017			
		2016 Actual	Modified Budget	2017 Projected	2018 Budget
Expenses					
Traffic Violations Board	A1130	\$ 116,531	\$ 133,999	\$ 133,999	\$ 151,099
Public Safety Administration	A3010	3,056,169	3,112,992	3,127,991	3,224,475
Control of Animals	A3510	965,699	927,879	927,879	972,088
Code Enforcement-Safety Inspect	A3621	211,760	272,764	252,764	281,734
Handicapped Enforcement Prog	A6010	19,315	7,750	7,750	8,750
Rental Registration	B3621	163,952	190,680	190,680	190,802
Zoning & Building Inspections	B3622	1,037,839	1,013,907	1,013,907	1,079,176
Accessory Apartment Compliance	B8036	220,310	208,482	208,483	208,928
Total Expenses		\$ 5,791,575	\$ 5,868,453	\$ 5,863,453	\$ 6,117,052

Revenues					
Other Public Safety Income	A1589	103,441	110,000	105,000	\$ 110,000
Parking Meter Fees	A1740	\$ 754,135	\$ 700,000	\$ 772,000	750,000
Dogs Other	A2543	14,038	18,000	11,500	18,000
Fines & Forfeited Bail	A2610	235,935	275,000	249,000	275,000
Parking Violation Fines	A2611	895,461	1,000,000	958,000	1,000,000
Rental Registration	B2412	287,983	350,000	244,000	350,000
Accessory Apartment Permits	B2555	577,688	565,000	573,000	565,000
Accessory Apartment Penalties	B2559	10,750	10,000	9,750	10,000
Sign Permits	B2595	164,449	150,000	160,000	150,000
Total Revenues		\$ 3,043,880	\$ 3,178,000	\$ 3,082,250	\$ 3,228,000

Net Department Costs		\$ 2,747,695	\$ 2,690,453	\$ 2,781,203	\$ 2,889,052
-----------------------------	--	---------------------	---------------------	---------------------	---------------------

Authorized Positions	Fund/ Division	2017			
		2016 Actual	Modified Budget	2017 Actual	2018 Budget
Traffic Violations Board	A1130	0	0	0	0
Public Safety Administration	A3010	26	26	26	26
Control of Animals	A3510	8	8	8	8
Code Enforcement-Safety Inspect	A3621	3	3	3	3
Handicapped Enforcement Prog	A6010	0	0	0	0
Rental Registration	B3621	2	3	3	3
Zoning & Building Inspections	B3622	12	13	12	13
Accessory Apartment Compliance	B8036	2	2	2	2
Department Total		53	55	54	55



Public Safety

Joseph Rose, Interim Director

	2016	2017	2017	2018
	Actual	Modified Budget	Projected	Budget
Expenses				
Salary and Wages	\$ 5,099,508	\$ 5,116,626	\$ 5,116,626	\$ 5,320,666
Employee Benefits and Taxes	397,073	415,079	415,079	423,386
Contractual Costs, Materials & Supplies	286,617	336,748	331,748	373,000
Fixed Assets	8,377	-	-	-
Total Expenses	\$ 5,791,575	\$ 5,868,453	\$ 5,863,453	\$ 6,117,052
Revenues				
Departmental Income	\$ 1,145,559	\$ 1,160,000	\$ 1,121,000	\$ 1,210,000
Licenses and Permits	766,925	743,000	754,250	743,000
Fines & Forfeitures	1,131,396	1,275,000	1,207,000	1,275,000
Total Revenues	\$ 3,043,880	\$ 3,178,000	\$ 3,082,250	\$ 3,228,000
Net Cost	\$ 2,747,695	\$ 2,690,453	\$ 2,781,203	\$ 2,889,052
Net Cost by Fund				
General Fund	\$ 2,366,465	\$ 2,352,383	\$ 2,354,883	\$ 2,485,146
Part Town	381,230	338,070	426,320	403,906
Total Net Cost	\$ 2,747,695	\$ 2,690,453	\$ 2,781,203	\$ 2,889,052



Receiver of Taxes

Ester Bivona, Tax Receiver

◆ Departmental Mission:

The Office of Receiver of Taxes is responsible for keeping the tax assessment roll and warrant issued by Suffolk County until the warrant expires and is delivered to the Suffolk County Comptroller. Taxes are collected by the Town based on the warrant issued for the current tax year. The Receiver of Taxes also performs all other duties imposed by law.

◆ Legal Authority:

The Receiver of Taxes derives authority from Section 37 of Town Law, the Suffolk County Tax Act and the Real Property Tax Law.

◆ Operating Environment:

The Office of Receiver of Taxes is primarily responsible for processing tax payments received from residents, banks and businesses within the Town of Huntington. The department faces many challenges on a day-to-day basis and operates with minimal staff to process the tax payments. The Tax Office experiences a high level of direct contact with the public throughout the course of the tax collection process, causing an increase in the volume of phone calls, written correspondence that must be answered and issues that must be resolved.

◆ Workload Indicators:

The Town of Huntington Tax Warrant for 2016-2017 totaled \$1,022,937,519.71 of which \$162,121,270.54 was money paid directly to the Town for town and local district purposes. \$716,219,155.08 was collected for the school districts. Approximately 45,500 tax bills were printed and mailed directly to residents, commercial property owners, and mortgage companies that do not deal with our automated payment system. Another 33,000 information copies of tax bills were sent to property owners with mortgage escrow accounts, third party information copies, snowbird copies, and multi owner copies.

The Tax Office deals with over 130 lending institutions from across the country and overseas. The Tax Office had a collection rate of 98% in 2016-2017, with the uncollected amount returned to the Suffolk County Comptroller for collection.

The Tax Office collects for nine school districts, nine library districts, thirteen fire districts, one refuse district, three water districts, two town sewer districts and two county sewer districts. In addition, the office collects for two ambulance districts, three Business Improvement Districts, the County Tax, County Police Tax, County MTA Tax, Out of County Community College Tax and all Town of Huntington general and special district taxes.

The Tax Office collects pro-rata taxes for exemptions removed when a property is transferred. For 2016-2017, 416 exemptions were removed, adding back \$584,127.58 in taxes. The Tax Office collects unpaid water charges for the Dix Hills, Greenlawn, and South Huntington Water Districts. The 2016-2017 water re-levies totaled \$706,261.76. Fifty three properties carried a Demo/Cleanup Rubbish charge in the amount of \$86,290.68 as reimbursement to the town for unsafe properties cleaned up by the town and billed to the property owner. For the year 2016-2017 the tax office collected blight abatement charges on 65 properties in the amount of \$185,000. Court Ordered Receivers charges were \$21,386.20. The office also collects county sewer re-levy charges totaling \$437,534.78 for the year 2016-2017.



Receiver of Taxes

Ester Bivona, Tax Receiver

New York State law requires the tax office to notify property owners if taxes from a prior year remain unpaid. For 2016-2017, 2,831 parcels carried the “Arrears” notification. Eighteen properties had their STAR Exemption removed adding back \$20,351.70 in taxes.

Approximately 40% of all tax payments are paid by mail. On average 500 tax payments are received each day in December, January and May, with the number increasing to over 1,100 pieces a day during the last week of collection each half. Nearly \$30 million dollars in credit card or e-check payments were made in 2016-2017. Legally required notices of unpaid taxes are issued at various times during the collection cycle. Nearly 55,000 additional pieces of mail are sent out from the Tax Office annually.

Sixty five percent of tax payments are manually processed. Over five hundred people a day walk in and pay their taxes in person in December, January and May. The last week of collection in January and May shows an increase to over 1,000 walk in payers a day. In 2016-2017, 257 checks were returned unpaid (bounced), representing \$1,751,157.15 in cancelled payments. Refunds of overpayment of taxes due to taxpayer error as well as adjustments due to Small Claim Reviews and Tax Certiorari actions 2016-2017 totaled \$1,173,034.14. Two hundred duplicate payments were intercepted before the checks were deposited, returning checks totaling \$1,129,617.12 to individuals or banks attempting to pay taxes already paid.

In addition to the tax collection function, the Tax Office collects water usage bills and posts payments for the Dix Hills Water District, approximately 8,000 water bills quarterly, totaling \$2,000,000.

◆ 2017 Achievements:

The most important achievement the tax office continues to attain is holding the line on postage. This is accomplished through the use of reduced postage options when available and the constant monitoring of addresses to correct outdated records. In addition to holding the line on postage in the tax office, we have worked with other departments with large mailings to use the benefits of PSI. Mailings from the Assessor, Environmental, the Clerk’s Offices, and the Supervisor’s Office, have benefited from reduced postage under the supervision of the tax office.

In addition, in December the Tax Office instituted an internal “Lock Box” system which greatly increased the productivity of the collection process and allowed for a greater turnover of tax payments to the Supervisor in December, January and May.

◆ 2018 Goals:

The Tax Receiver’s goals are to keep costs down while providing excellent service to the taxpayers. Our constant battle is with postage costs. Every tax bill returned undelivered is postage wasted. Every piece of mail sent full postage when reduced postage was available is also postage wasted. Our goal is to monitor and correct all incorrect addresses to reduce the amount of returned mail and to use reduced postage options whenever available to keep postage costs down. The post office has announced there will be a postage increase in 2018. In addition the tax office will make modifications to the lock box system to make it more efficient.

While not all mailings can be automated or mailed thru PSI, use of these services provides a significant savings. Our goal is to automate as many mailings as possible and use PSI when available.

In addition the tax office will make modifications to the lock box system to make it more efficient.



Receiver of Taxes

Ester Bivona, Tax Receiver

◆ Performance Measures

- Monitor postage costs and stay within the budgeted amount.
 - Review and update as much returned mail as possible.
 - Encourage taxpayers and their representatives to use our website to print duplicate tax bills.
- Monitor payment turnovers to Supervisor, overtime and seasonal budget information to show how well the Lock Box system is working.



Receiver of Taxes

Ester Bivona, Tax Receiver

	Fund/ Division	2016 Actual	2017 Modified Budget	2017 Projected	2018 Budget
Expenses					
Receiver of Taxes	A1330	\$ 687,439	\$ 671,853	\$ 668,126	\$ 679,337
Total Expenses		\$ 687,439	\$ 671,853	\$ 668,126	\$ 679,337
Net Department Costs		\$ 687,439	\$ 671,853	\$ 668,126	\$ 679,337

Authorized Positions	Fund/ Division	2016 Actual	2017 Modified Budget	2017 Actual	2018 Budget
Receiver of Taxes	A1330	7	7	7	7
Department Total		7	7	7	7

	2016 Actual	2017 Modified Budget	2017 Projected	2018 Budget
Expenses				
Salary and Wages	\$ 568,585	\$ 549,368	\$ 545,641	\$ 554,276
Employee Benefits and Taxes	43,588	43,597	43,597	44,173
Contractual Costs, Materials & Supplies	75,266	78,888	78,888	80,888
Total Expenses	\$ 687,439	\$ 671,853	\$ 668,126	\$ 679,337
Net Costs	\$ 687,439	\$ 671,853	\$ 668,126	\$ 679,337
Net Cost by Fund				
General Fund	\$ 687,439	\$ 671,853	\$ 668,126	\$ 679,337
Total Net Cost	\$ 687,439	\$ 671,853	\$ 668,126	\$ 679,337



Town Attorney

Cindy Elan-Mangano, Town Attorney

◆ Departmental Mission:

The Town Attorney's primary mission is to provide legal representation for the Town, the Town Board, Board of Trustees, Special Improvement Districts and all Town Officers in their official capacities in all actions, proceedings, undertakings and activities in which the Town of Huntington or the Board of Trustees is concerned or involved, and to develop or revise the Town Code to provide quality services and to enhance economic development.

◆ Legal Authority:

Includes New York State Town Law, Section 20(2); Chapters 64 & A203 of the Huntington Town Code and all other applicable laws and rules.

◆ Operating Environment:

The Town Attorney's Office is comprised of attorneys with various specialized skill sets to handle a variety of legal issues, as follows:

- **Judgment & Claims:** Evaluate claims for settlement or litigation. Thoroughly investigate all tort claims against the Town, its agencies and officers, and provide recommendations to the Town Board regarding the handling of claims.
- **Board of Trustees:** Provide legal representation and services to the Huntington Board of Trustees. Control the management of properties leased by the Board of Trustees, and oversee the administration of Trustee lands.
- **General Legal Representation:** Represent the Town in all legal matters including tort litigation, labor issues, real estate matters and contract negotiations. Advise the Town Board and Huntington Board of Trustees in the day-to-day operation of government and other matters.
- **Legislation:** Prepare, review and recommend all Town ordinances, local laws and proposed and enacted amendments to the Town Code, and related public notices and resolutions.
- The number of cases handled by the Town Attorney's Office has been consistently increasing.

◆ Workload Indicators:

- Prepare, review and recommend Town ordinances, local laws, proposed amendments, public notices and resolutions.
- Review agendas for legal sufficiency for all Town Board Meetings.
- Render formal legal opinions for all Town Departments and Special Improvement Districts upon request.
- Prosecute District Court summonses and Parking Violations Bureau tickets.
- Concentrate law enforcement efforts on blighted, vacant and deteriorated properties, with a view toward removing blighted conditions and repurposing substandard properties, thereby returning them as assets to their local communities.
- Work on various Town contracts, agreements and closings.



Town Attorney

Cindy Elan-Mangano, Town Attorney

◆ 2017 Achievements:

- Continued the ongoing prosecution of code violations in Third District Court, with a focus on residential properties that are non-owner occupied and deemed nuisances by reason of their being overcrowded, deteriorated, unsafe and used illegally as unpermitted apartments, with the objective of bringing these properties into compliance with the Town Code.
- Approximately 49 blighted properties currently being acted upon, with 11 resolved this year to date.
- Improved quality of life conditions by enforcing the blight and rental permitting of properties sections of the Town Code, as well as addressing “zombie houses”.
- Engaged in various actions concerning Town property, including the negotiation and drafting of various license agreements, and the acquisition by eminent domain of property to be added to Town parkland.
- Drafted legislation amending the Town Code with respect to affordable housing, short term rentals such as Air BNB and public nuisances.
- Implementing \$350,000.00 of grant funds awarded by the Attorney General to enhance policies and programs that address homeowner retention, housing vacancy, blight and ‘zombie’ property prevention and enforcement.
- As of June 23, 2017, we have recovered, through subrogation, a total of \$44,836.20 for damages to Town of Huntington property cause by others.

◆ 2018 Goals:

The Town Attorney’s Office has established certain goals that are in the process of being implemented. They include, but are not limited to:

- Continue to reduce outside professional expenditures.
- Continue to draft legislation to amend the Town Code to maintain quality of life for residents.
- Continue to concentrate efforts on blighted and vacant properties in the Town, where the need exists, and work to have the blight removed so that they are repurposed as beneficial additions to the local community.
- Amend Section 198-68.1 of the Town Code concerning Wireless Telecommunication Facilities.

◆ Performance Measures

The performance measures that will be used to measure progression towards departmental goals are as follows:

- Track the number of amendments to the Town Code made each year.

	2016	As of 6-15-17
Number of Amendments (adopted)	47*	23*

- Track and monitor litigation, summonses, and contracts.

Litigation: Number of Negligence Claims filed (exclusive of Article 78, Declaratory Judgment Actions, etc.)	2016	as of 6-15-17
Parking Summons - Prosecuted / Processed	11,070**	5,825**
Criminal Summons – Prosecuted / Processed	1,971**	1,436**
Contracts – Negotiated / Drafted	475	270

*As per Town Clerk **As per Public Safety



Town Attorney

Cindy Elan-Mangano, Town Attorney

		2017			
	Fund/ Division	2016 Actual	Modified Budget	2017 Projected	2018 Budget
<u>Expenses</u>					
Town Attorney	A1420	\$ 2,892,837	\$ 2,996,000	\$ 2,921,035	\$ 2,836,625
Judgements and Claims	A1930	294,455	795,472	795,472	300,000
Town Attorney	B1420	97,046	107,191	102,191	107,191
Taxes & Assessments	C1950	11,348	51,283	51,283	46,926
Total Expenses		\$ 3,295,686	\$ 3,949,946	\$ 3,869,981	\$ 3,290,742
<u>Revenues</u>					
Court Ordered Receiver	A1035	\$ 38,391	\$ -	\$ 21,386	\$ -
Town Attorney Fees	A1265	137,175	50,000	97,275	50,000
Film Permits	A2592	9,250	5,000	5,000	5,000
Sale of Property	A2660	208,750	-	-	-
Total Revenues		\$ 393,566	\$ 55,000	\$ 123,661	\$ 55,000
Net Department Costs		\$ 2,902,120	\$ 3,894,946	\$ 3,746,320	\$ 3,235,742

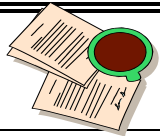
		2017			
Authorized Positions	Fund/ Division	2016 Actual	Modified Budget	2017 Actual	2018 Budget
Town Attorney	A1420	14	14	14	14
Judgements and Claims	A1930	0	0	0	0
Town Attorney	B1420	0	0	0	0
Taxes & Assessments	C1950	0	0	0	0
Department Total		14	14	14	14



Town Attorney

Cindy Elan-Mangano, Town Attorney

	2016	2017	2017	2018
	Actual	Modified	Projected	Budget
		Budget		
Expenses				
Salary and Wages	\$ 1,763,657	\$ 1,812,564	\$ 1,812,600	\$ 1,816,560
Employee Benefits and Taxes	131,005	144,520	144,520	143,756
Contractual Costs, Materials & Supplies	1,401,024	1,992,862	1,912,861	1,330,426
Total Expenses	\$ 3,295,686	\$ 3,949,946	\$ 3,869,981	\$ 3,290,742
Revenues				
Real Property Tax	\$ 38,391	\$ -	\$ 21,386	\$ -
Departmental Income	137,175	50,000	97,275	50,000
Licenses and Permits	9,250	5,000	5,000	5,000
Sale of Property/Compensation for Loss	208,750	-	-	-
Total Revenues	\$ 393,566	\$ 55,000	\$ 123,661	\$ 55,000
Net Cost	\$ 2,902,120	\$ 3,894,946	\$ 3,746,320	\$ 3,235,742
Net Cost by Fund				
General Fund	\$ 2,793,726	\$ 3,736,472	\$ 3,592,846	\$ 3,081,625
Part Town	97,046	107,191	102,191	107,191
Board of Trustees	11,348	51,283	51,283	46,926
Total Net Cost	\$ 2,902,120	\$ 3,894,946	\$ 3,746,320	\$ 3,235,742



Town Clerk

Jo-Ann Raia, Town Clerk

◆ Departmental Mission:

The Town Clerk serves as Secretary to the Town Board and Board of Trustees and keeps a complete and accurate record of the proceedings of each meeting and public hearing. The Town Clerk acts as a licensing agent for the State and the Town and issues licenses and permits according to State laws and local laws and ordinances in the Town Code. The Town Clerk serves as Registrar of Vital Statistics for the Town of Huntington and the Incorporated Villages of Asharoken, Huntington Bay and Lloyd Harbor. The Town Clerk also serves as Commissioner of Special Elections for the Town and accepts service of Notices of Claim against the Town.

The Town Clerk is also the Records Management Officer (RMO) for the Town of Huntington and oversees the Records Management Program, which encompasses the Archives, which stores the Town's historical records and the Records Center which stores the Town's inactive records. The mission of the Records Management Program is to provide the ongoing, coordinated, administrative effort to systematically manage the Town of Huntington's records from initial creation to final disposition and storage of permanent and historical documents.

The Town Clerk's Office issues Resident and Non-Resident Commuter Parking Permits in a timely and efficient manner pursuant to Town Code.

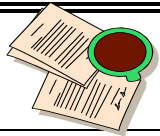
◆ Legal Authority:

Section 30 of Town Law of the State of New York; Town Law, Sections 65a(4) and 90; Municipal Home Rule Law, Section 27(6); Public Officers Law, Sections 31(5) and 87(3)(c); Election Law; Domestic Relations Law, newly adopted Sections 10a, 10g and 13-d; Public Health Law - Article 41, Section 4100*; Alcohol Beverage Control Law, Section 64(2a); Vehicle and Traffic Law, Article 32, Sections 1203A and 1203H; General Business Law, Article 29-F(Sections 580-596); General Municipal Law, Article 14-H(Section 480,498) - Article 9(Sections 185-195n) and Section 50f; Environmental Conservation Law, Sections 11-0713; Local Government Records Law (Chapter 737, Laws of 1987); Article 57-A, Arts and Cultural Affairs Law. During the course of the year, the Town Board adopts various local laws or amends existing resolutions to direct the Town Clerk to issue new or additional licenses, new filing requirements, and additional regulations that affect existing licenses issued. *The New York State Department of Health has implemented a long range planning project that includes the consolidation of certain registration districts. In the Town of Huntington that will apply to the Veterans Hospital in Northport and the former Long Island Developmental Center facility. When this becomes effective the Town Clerk/Registrar will assume all the Registrar responsibilities now handled by the Veteran's Administration Center.

The new Freedom of Information Law (F.O.I.L.) legislation adopted by the State requires local governments to accept F.O.I.L. requests by e-mail.

On December 14, 2010 the Town Board adopted Local Law Number 31-2010, amending the Code of the Town of Huntington Chapter 78 (Animals), authorizing the Town Clerk to issue dog licenses and retain a record of issuance in the Town Clerk's office (previously regulated by Agriculture & Markets Law, Article 7).

On May 22, 2012 the Town Board adopted Resolution 2012-245 executing a contract with the NYSDOT, transferring ownership and operation of LIRR Station 38 bicycle locker facilities to the Town, further directing



Town Clerk

Jo-Ann Raia, Town Clerk

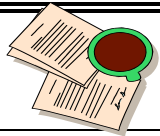
that the Town Clerk shall take over the handling of all paperwork involved in the Bicycle Locker program in addition to related annual rental fees and security key deposits.

◆ Operating Environment:

The operating environment for the Town Clerk's Office is divided into three separate operations:

Town Clerk's Office- General Operation: The Town Clerk's Office provides the general public, residents and non-residents, attorneys, accountants and other professionals with information on varied subjects including, but not limited to, local government services available, town ordinances, local laws, State and local license and permit requirements, maintenance of related records pertaining to the issuance of those licenses and permits as well as issuing and maintaining records for Resident and Non-Resident Commuter Parking permits. Not only is the function of the office to help residents that walk into Town Hall, but also a large portion of work is generated through mail, e-mail, facsimile, telephone and internal Town Hall Department requests. The Town Clerk's Office has successfully converted to a new web-based software program to issue Sporting Licenses implemented by the Department of Environmental Conservation on January 1, 2014, has trained all staff members and has been selected to become a DEC Municipal Agent to Agent Training Facility. In November 2014 staff members were trained to process Vital Record requests through a new web-based software program, VitalChek Product Suite, eliminating the need to make telephone calls for credit card verification and allowing the request to be initiated by the customer through the Internet. In 2016 VitalChek debit card machines that are used in the Town Clerk's office were upgraded to also accept credit cards at no additional cost to the Town.

Records Management: New York State mandates a Records Management Program and the State provides very little funding to support the program. An Outreach Program that has been established by the Town Clerk's Archives is used as a model by the New York State Department of Education. In addition, the "Guide to the Archival Records and Manuscripts of the Town of Huntington" is used in the workshops given by the State Archives. The Outreach Program is continually expanding. We have many visitors interested in touring the Archives. The Town Clerk's Archives displays exhibits annually and has motivated residents to contact our office to display their private collections. These exhibits have been very successful and have garnered a great deal of interest from people passing through Town Hall. In addition to these exhibits, the Archives participates in many historical events throughout the Town, in conjunction with the Town Historian and local historical organizations. The Records Center continues to store, retrieve and dispose of the Town Departments' inactive records until they meet their State mandated date of disposition. The MU-1 Records Retention and Disposition Schedule has been entered into Laserfiche as a first step towards applying Records Management Policies to electronic records. Space continues to be extremely limited and graduate student interns are being utilized to process permanent records from the Records Center into the Archives. The amount of records received in the Records Center has increased dramatically over the past several years. Several departments have moved, cleaned out numerous files and sent them down to the Records Center for storage. Others are in need of more space so they have begun to purge their office files, sending down their oldest records. A great deal of these records must be retained permanently. Since the Records Center is nearing capacity, additional shelving was purchased to expand the Records Center into the Fan Room. The Town Clerk, in conjunction with the Director of Information Technology is in the process of establishing the policy for the preservation and retention of electronic records so that paper records can be destroyed. It is a State requirement to keep these records either in paper or microfilmed format unless a proper Electronic Records Policy is adopted by the Town Board. At this time the Town does not have the equipment that meets the New York State Archives standard to microfilm records.



Town Clerk

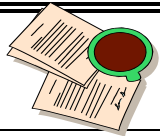
Jo-Ann Raia, Town Clerk

Secretary to the Town Board: As Secretary to the Town Board, the Town Clerk is responsible for maintaining all of the records generated relative to Town Board meetings and Town Board matters. The number of resident public speakers, during any given Town Board meeting, has increased over the years. This directly affects the number of pages contained in the Town Clerk's verbatim minutes of a Town Board meeting. The various issues that are of interest to our residents have also increased the number of communications fielded by the Town Clerk's office. Searches for Notices of Claims served upon the Town have increased dramatically due to a change of policy by the Town Attorney. This added responsibility, which is assigned to two Principal Clerks, can take up to 2.5 days for each search, intermingled between regular duties. There have been occasions when over a full day has been dedicated to one search. A total of 37 searches were conducted in 2016 and 13 searches from Jan – June 2017. The responsibility of searches was originally assigned to a staff member who retired and was not reinstated. Searches that require extensive time, take away from the staff's regular duties, which at times could lead to overtime.

Registrar of Vital Statistics: The workload for the Registrar of Vital Statistics depends on the number of births and deaths that occur annually, as well as daily certified transcript requests. In addition the department also processes birth and death verifications for military, state and federal agencies. A high volume of requests continues to be received from the NYS Department of Social Services and Child Protective Services for certified birth transcripts and Acknowledgments of Paternity transcripts, with a projection of over 400 additional Acknowledgement of Paternity filings in 2017. The number of Birth Amendments has increased from approximately 133 in 2006 to over 170 in 2016 and 110 for the first 6 months of 2017, mainly amendments to the child's and/or parents' names. This could possibly be due to stricter regulations required for passport applications, as that is the reason given by the parents when they request the amendment. The Registrar processes certified transcripts of live birth and death certificates and Acknowledgments of Paternity that are mandated by State law, within the time period established for issuing, recording and filing Certificates of Live Birth Registration and Death Certificates with the NYS Department of Health in Albany. The State Health Department's statistical division's medical information queries have increased in recent years. On September 28, 2013 the Governor signed into Law an amendment to Article 41 of New York State Public Health Law that adds a new section 4148 which created an Electronic Death Registration System (EDRS) to electronically register all deaths in New York State. In February 2017 Huntington became part of the roll out of this new Electronic Death Registration System. This included deaths occurring in all facilities except hospital, home deaths and deaths referred to the Medical Examiner. As of June 2017 there were approximately 500 deaths registered through the EDRS out of a total of 1154 registered. Arrangements were made to allow funeral directors to order death transcripts over the telephone and via VitalChek Network through the Internet. Until the EDRS is fully functional (time frame unknown), Death Certificate amendments which are submitted by Funeral Director and Medical Personnel continue to be processed manually, which is a time consuming and tedious process. Once amended, transcripts must also be reissued.

◆ Workload Indicators:

As **Licensing agent**, the Town Clerk's staff is responsible for Bingo/Games of Chance Licenses (Bell Jar, Raffle and Las Vegas Night Licenses), Marriage Licenses, Dog Licenses, Christmas Tree Sale Permits, Disability Parking Permits, Taxi, Peddler and Tow Truck Licensing, just to name a few. In 2016 the Town Clerk's Office issued approximately 4,480 various licenses and 25,780 permits. For the first six months of 2017 there were over 2,173 various licenses and over 12,485 permits issued.



Town Clerk

Jo-Ann Raia, Town Clerk

Acting as *Secretary to the Town Board*, legal notices are published in two (2) separate local Town newspapers and on occasion, Newsday, Bilingual News and Minority Commerce Weekly. The following chart is a tally of the number of legal notices published in each paper for 2016 and the first six months of 2017:

	<u>2016</u>	<u>Jan – June 2017</u>
Zone Change Applications	17	3
Public Hearings	50	20
Notices of Enactment	36	10
Bonding Resolutions	36	42
Local Law Introductory Hearings	55	34
Local Law Enactments	47	23
Miscellaneous Legal Notices	26	13

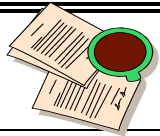
Town Board Meetings and Administration reflects expenses pertaining to Town Board and Board of Trustees meetings as they specifically deal with Town Board Meetings & Administration functions. This includes verbatim stenographic transcripts of meetings, publication of legal notices, purchase of Town Code Books and Zoning Codes and associated supplements that are required by law.

The *Records Management Program* consists of two facilities; the Records Center and the Archives. The Records Center conducts a disposition of records bi-annually to remove any record that has met the required State retention period. Records are continually transmitted to the Records Center for storage and retrieved by their Departments for reference. 865.2 cubic feet of records were disposed of from July 1, 2016 through June 30, 2017, 1159.2 cubic feet of records have been received for storage and approximately 936 requests for records and research have been answered during this same time frame.

Since 2005, a minimum of two exhibits per year have been presented to promote the Town’s cultural diversity in addition to subject matter regarding the Town’s history. Exhibits feature artifacts and regalia, on loan to the Archives from residents, employees and various cultural and community organizations.

The following is the workload performed by the Town Clerk’s *Registrar of Vital Statistics* Division:

	<u>2016</u>	<u>Jan- June '17</u>
Certificates of Live Birth Registration	1,413	690
Certificates of Death Processed	2,356	1,154
Burial Transit Permits Issued	2,356+	1,154+
Funeral Director, Medical Death Certificate Amendments	176	77
Birth Certificate Amendments	170	110
Certified Transcripts of Birth	2,762	1,566
Certified Transcripts of Death	21,111	10,251
Acknowledgements of Paternity	1,673	1,080
Genealogy Requests	36	18



Town Clerk

Jo-Ann Raia, Town Clerk

◆ 2017 Achievements:

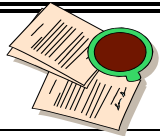
- As of June 30, 2017, completed back file scanning of 88% of Birth Certificates from 1975- 2011. In addition all current Marriage Licenses and current Death certificates have been scanned.
- Revisions were made to correct MaxxVault LLC errors and to enhance the software to refine existing modules.
- As of January 2017, assumed the responsibility of printing renewed Commuter Parking Permits, which was a function performed by IT staff for over 20 years. There are approximately 1,000 Permit Renewals issued every month.
- Continue the program initiated several years ago to add all resolutions associated with the Town Board Agenda to the Town of Huntington's website shortly after the conclusion of the meeting. Agendas, resolutions and verbatim transcripts are put on Laserfiche for the benefit of all Town departments.
- From January to June 2017, 24 boxes of permanent records have been processed and added to the Archives database.
- In 2015, we initiated a 5 year project for the implementation of the Preservation and Retention of Electronic Records. Workflows have been implemented, by record series according to the New York State Records Retention and Disposition Schedule MU-1 to provide for the proper storage, retention and preservation of all electronic records.
- In November 2015, a digital project was initiated using the web based software ContentDM. The goal is to offer public access worldwide to a wide range of historical documents as a contribution to education and research. The Town Clerk reduced the hours of another part time employee so an assistant familiar with the operation of this software could be hired.

ContentDM is a digital collection management software founded in the 1960s by the OCLC (online catalogue library consortium.) The LILRC (Long Island Library Resource Council) is hosting the ContentDM site for Nassau and Suffolk Counties. More than 2000 archival repositories, museums, libraries and cultural heritage organizations worldwide use ContentDM to make their collections available online to professional organizations, schools, and Ph.D. candidates globally.

Plans for our digital project include selecting and preparing material for scanning, choosing appropriate metadata and methods for building the project.

The materials are scanned using a flatbed scanner EPSON 10000LX that is capable of scanning bi-tonal images at 300 dpi producing JPEG files. Due to the fragile state of our manuscripts, the Archivist oversees the scanning process making sure that proper handling of the manuscripts is exercised. In an effort to preserve the authenticity of the documents, the original spelling is observed in the transcriptions, which must be proofread by the Archivist, and the digital images reflect the physical condition of the documents. Many of the original items are discolored and stained. Their digital images, therefore, show discolorations, heavy fold markings, and varying tones in the paper. Some documents exhibit bleed-through, a condition in which the ink on the back of a page can be seen on the front. Our most delicate materials are housed in clear Mylar sleeves which allow scanning without removal of the items. Although the presence of Mylar can be detected in the digital image, sometimes, it does not take away from the image. Our goal was to upload 250 manuscripts per year. From May 2016 through June 2017, 572 manuscripts have been uploaded (322 manuscripts over the yearly goal).

- Our exhibit, "A Sea of History" explored the industries that existed around town harbors and includes artifacts from the Huntington Historical Society, Cold Spring Harbor Whaling Museum, Huntington Public Library, a private collector and documents from our repository. It remained open to the public



Town Clerk

Jo-Ann Raia, Town Clerk

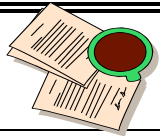
until December 2016. We have reached out to several Yacht clubs in our area in an effort to explore their history and we added the information as phase two of the exhibit.

- For the months of July and September the statue of Nathan Hale was on display to commemorate the 4th of July observance and the anniversary of the hero's death in September.
- The Archives continues to attract visitors from around the United States who come to view our collections or do research.
- The Archives page has been updated on the Town's website to include a link to our digital collections (Content DM).
- In May 2017, the new exhibition was installed, entitled, "Early Education in the Town of Huntington" and a handout was developed with the same title. It took two years to research and write the handout and an additional six months to plan the exhibit. The new exhibition can be viewed on all three floors of Town Hall and will remain on display until December 31, 2017.

◆ 2018 Goals:

The Department's 2018 goals include the following:

- On a daily basis, to continue to expeditiously process over the counter and through the mail, over approximately 29,000 various licenses and permits.
- To continue to register, in accordance with New York State Law time mandates, over approximately 6,400 Deaths, Births, Marriages, Domestic Partnerships and Acknowledgements of Paternity.
- The Town Clerk will continue to make amendments to the MaxxClerk software program with MaxxVault LLC as needed.
- Will continue to act as an EDRS super user/help for geographically located constituents as has been the case since the February 2017 rollout of EDRS on Long Island.
- Back-file conversion of the balance of all Birth Certificates from 2010 to 2017. Additional scanning will be for current Birth Certificates, in addition to Death Certificates, Marriage Licenses and Town Board Resolution, Agendas and Minutes.
- Have resolutions transmitted electronically to the Town Clerk's staff so the conformation can be accomplished electronically. A typewriter is presently utilized to conform each resolution, after the Town Board meeting.
- The New York State Archives has concluded that when organizations with the same goals work as a consortium, it saves money. In accordance with that, the Huntington Town Clerk's Archives will continue to work very closely with the Long Island Regional Archivist in order to have additional material of ours posted on this site. This will allow documents from the Town Clerk's Archives to be accessed online globally by other professional organizations, schools, and Ph.D. candidates. More than 2000 archival repositories, museums, libraries and cultural heritage organizations worldwide use ContentDM to make their collections available. (As stated earlier) ContentDM is a digital collection management software founded in the 1960s by the OCLC (online catalogue library consortium.) The LILRC (Long Island Library Resource Council) is hosting the ContentDM site for our region. The Town does not have to be concerned about licenses, servers, software or software updates and software support. Our only obligation will be the \$225 annual membership to the LILRC. The popularity of our collections uploaded to ContentDM is apparent in the number of hits our site receives every month. There are 1,061 images on this site to date. Statistics for the New York Heritage site show that the collection was viewed by 180 individuals this past June. We strongly believe that it is



Town Clerk

Jo-Ann Raia, Town Clerk

our obligation to make our archival holdings readily available to many more people of all ages and abilities worldwide and digitizing them is the most sufficient way of doing so. This way we promote learning and knowledge, which is our responsibility as keepers of historical records.

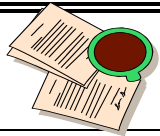
- Continue the implementation of a 5 year plan for the Preservation and Retention of Electronic Records. The Town Clerk/RMO, in conjunction with the Information Technology Department, will continue to implement workflows, by record series and according to the New York State Records Retention and Disposition Schedule MU-1 to provide for the proper storage, retention and disposition of all electronic records. Additionally, we will finalize a resolution which will outline the Town of Huntington’s Policy regarding the Preservation and Retention of Electronic Records.
- In September the statue of Nathan Hale will be on display again to commemorate the anniversary of the hero’s death.
- Plans for next year’s exhibition, “A History of Fire Department and Ambulance Squads in The Town of Huntington,” will begin in October.

◆ Performance Measures :

The performance measures that will be used to measure progression towards departmental goals are as follows:

- Monitor and track the volume of documents electronically converted/uploaded

	<u>Goal</u>	<u>To Date</u>	<u>2018 Goal</u>
Birth Certificates- # births scanned (1975-2017)	75,717(approx.)	88%	100%
Processing of Permanent Records			
Boxes of Permanent Records Currently Identified (2016-17)	50	50%	100%

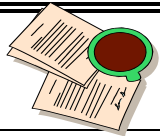


Town Clerk

Jo-Ann Raia, Town Clerk

		2017			
	Fund/ Division	2016 Actual	Modified Budget	2017 Projected	2018 Budget
Expenses					
Town Clerk	A1410	\$ 681,919	\$ 655,468	\$ 662,007	\$ 712,972
Town Clerk Record Center	A1411	144,006	156,725	157,250	147,925
Town Board Meetings & Admin	A1412	63,020	85,500	85,500	85,500
Commuter Parking	A1415	188,830	190,100	192,100	193,447
Registrar of Vital Statistics	B4020	130,540	141,903	144,096	141,875
Total Expenses		\$ 1,208,315	\$ 1,229,696	\$ 1,240,953	\$ 1,281,719
Revenues					
Clerk Fees	A1255	\$ 362,669	\$ 400,000	\$ 375,000	\$ 375,000
Town Clerk-Publication Fees	A1257	3,222	3,000	3,000	3,000
Bingo Licenses	A2540	15,574	14,000	14,000	14,000
Dog Licenses	A2544	9,962	10,000	10,000	10,000
Licenses, Other	A2545	9,810	9,000	9,000	9,000
Parking Permits	A2556	972,225	950,000	950,000	975,000
Clerk Fees	B1255	59,992	20,000	20,000	20,000
Registrar Fees	B1601	232,950	230,000	230,000	230,000
Total Revenues		\$ 1,666,404	\$ 1,636,000	\$ 1,611,000	\$ 1,636,000
Net Department Costs		\$ (458,089)	\$ (406,304)	\$ (370,047)	\$ (354,281)

		2017			
	Fund/ Division	2016 Actual	Modified Budget	2017 Actual	2018 Budget
Authorized Positions					
Town Clerk	A1410	8	8	7	8
Town Clerk Record Center	A1411	1	1	1	1
Town Board Meetings & Admin	A1412	0	0	0	0
Commuter Parking	A1415	3	3	3	3
Registrar of Vital Statistics	B4020	2	2	2	2
Department Total		14	14	13	14



Town Clerk

Jo-Ann Raia, Town Clerk

	2016	2017	2017	2018
	Actual	Modified Budget	Projected	Budget
<u>Expenses</u>				
Salary and Wages	\$ 1,048,451	\$ 1,028,581	\$ 1,039,838	\$ 1,077,064
Employee Benefits and Taxes	81,170	82,190	82,190	85,730
Contractual Costs, Materials & Supplies	78,694	117,425	117,425	117,425
Fixed Assets	-	1,500	1,500	1,500
Total Expenses	\$ 1,208,315	\$ 1,229,696	\$ 1,240,953	\$ 1,281,719
<u>Revenues</u>				
Departmental Income	\$ 658,833	\$ 653,000	\$ 628,000	\$ 628,000
Licenses and Permits	1,007,571	983,000	983,000	1,008,000
Total Revenues	\$ 1,666,404	\$ 1,636,000	\$ 1,611,000	\$ 1,636,000
Net Costs	\$ (458,089)	\$ (406,304)	\$ (370,047)	\$ (354,281)
<u>Net Cost by Fund</u>				
General Fund	\$ (295,688)	\$ (298,207)	\$ (264,143)	\$ (246,156)
Part Town	(162,401)	(108,097)	(105,904)	(108,125)
Total Net Cost	\$ (458,089)	\$ (406,304)	\$ (370,047)	\$ (354,281)



Town Council

Town Board Members: Susan A. Berland, Eugene Cook, Mark A. Cuthbertson, Tracey A. Edwards

◆ Departmental Mission:

The Town Board is the policy-making body of the Town and consists of four members and the Town Supervisor elected by the Town of Huntington residents. The Town Board's mission is to provide leadership and set policy in order to deliver effective and efficient public services. The Town Board is committed to ensuring that the Town of Huntington is an outstanding Town to live in, work in and visit.

◆ Legal Authority:

Article 3 Section 20 of Town Law of the State of New York; Town Law, Section 20.

◆ Operating Environment:

The Town Board is the legislative and executive body of the Town and consists of four members and the Town Supervisor elected by the Town of Huntington residents. Town Board members are elected to four-year terms. The Town Board enacts local laws and ordinances, adopts the Town Budget, awards contracts, sets policies, appoints department heads, deputy department heads, zoning board, planning board and assessment review committee members. The Town Board provides oversight of Town government.

◆ 2017 Achievements:

The Town Board's 2017 significant achievements include:

- Continued restoration of blighted properties throughout the Town of Huntington.
- Continue the legal challenge and coordinated effort with school district, library district and village to fight Long Island Power Authority's efforts to reduce the assessment on the Northport Power Plant.

◆ 2018 Goals:

The Department's 2018 goals include the following:

- Promote economic development in Huntington Station.
- Enhance land use policies that meet community needs and expectations.
- Enact legislation to enhance the welfare of the Town.
- Support Town essential infrastructure projects necessary to provide Town services.

◆ Performance Measures :

The performance measures that will be used to measure progression towards departmental goals are as follows:

	2014	2015	2016
Restoration of Blighted Properties	84	77	114
Local laws enacted	57	50	45



Town Council

Town Board Members: Susan A. Berland, Eugene Cook, Mark A. Cuthbertson, Tracey A. Edwards

	Fund/ Division	2016 Actual	2017 Modified Budget	2017 Projected	2018 Budget
Expenses					
Town Board	A1010	\$ 738,006	\$ 738,173	\$ 738,173	\$ 759,595
Constituent Services	A1225	187,177	219,646	219,646	167,982
Total Expenditures		\$ 925,183	\$ 957,819	\$ 957,819	\$ 927,577
Net Department Costs		\$ 925,183	\$ 957,819	\$ 957,819	\$ 927,577

	Fund/ Division	2016 Actual	2017 Modified Budget	2017 Actual	2018 Budget
Authorized Positions					
Town Board	A1010	9	9	9	10
Constituent Services	A1225	3	3	3	3
Department Total		12	12	12	13

	2016 Actual	2017 Modified Budget	2017 Projected	2018 Budget
Expenses				
Salary and Wages	\$ 857,492	\$ 880,931	\$ 880,931	\$ 852,926
Employee Benefits and Taxes	65,275	70,388	70,388	68,151
Contractual Costs, Materials & Supplies	2,416	6,500	6,500	6,500
Total Expenditures	\$ 925,183	\$ 957,819	\$ 957,819	\$ 927,577
Net Cost	\$ 925,183	\$ 957,819	\$ 957,819	\$ 927,577
Net Cost by Fund				
General Fund	\$ 925,183	\$ 957,819	\$ 957,819	\$ 927,577
Total Net Cost	\$ 925,183	\$ 957,819	\$ 957,819	\$ 927,577



Town Historian

Robert Hughes, Historian

◆ Departmental Mission :

The Town Historian is responsible for coordinating Huntington's historic preservation efforts. The Historian serves as secretary to the Historic Preservation Commission, which administers the Town's Historic Preservation Code; has responsibility for Town cemeteries and the Arsenal; advises the Town Supervisor and Town Board when requested with respect to matters of historic interest; and also acts as liaison to the numerous historical organizations throughout the Town to help ensure the continued preservation of Huntington's rich heritage.

◆ Legal Authority:

New York State Arts and Cultural Affairs Law, Section 57.13

◆ Operating Environment :

The Town Historian's Office is located in the Soldiers & Sailors Memorial Building at 228 Main Street in Huntington. The building was built as a memorial to Huntingtonians who died fighting to preserve the Union during the Civil War and served as the home of the Huntington library from 1892 to 1958.

The building, which is owned by the Huntington Historical Society, also serves as an exhibit space for historic artifacts and as a visitor's center.

◆ Workload Indicators :

The Town Historian, as secretary to the Historic Preservation Commission, is the primary contact for homeowners, prospective homeowners, real estate agents, attorneys and developers with respect to the administration and explanation of the Town's historic preservation law and the workings of the Preservation Commission. In addition, the Historian fields numerous calls from Town residents and non-residents on a variety of topics including places to conduct historic research, historic sites in Town, matters concerning the Militia, historic cemeteries and questions concerning the history of the Town. The Historian is also invited to speak before various community groups.

◆ 2017 Achievements:

The Historian continued to provide administrative support for the Historic Preservation Commission including recommendation of historic sites for landmark designation by the Town Board; answered inquiries from residents; prepared and had installed two historical markers; worked with the Huntington School District's Heritage Museum, the Cold Spring Harbor Whaling Museum and local residents to write and design an interpretive marker about a whale that washed up in Huntington Harbor in 1946; worked with various historical organizations through the Town of Huntington Historic Partnership; researched the Town's history; oversaw maintenance and restoration of the Town's historic cemeteries; and continued to work with the African American Historic Designation Council.



Town Historian

Robert Hughes, Historian

◆ 2018 Goals:

The Department's 2018 goals include the following:

- Research and write the text for the installation of one additional historical marker and an interpretive marker about Theodore Roosevelt's visit to Huntington for the Town's 250th anniversary.
- Oversee the construction of a pavilion to display the Town's reproduction Revolutionary War whaleboat.

◆ Performance Measures :

The performance measures used to measure progress towards departmental goals are as follows:

	2010	2011	2012	2013	2014	2015	2016	2017
Historic Markers Installed	2	2	1	1	0	1	4	2
Historic Markers repaired	0	0	0	2	0	2	1	0



Town Historian

Robert Hughes, Historian

	Fund/ Division	2016 Actual	2017 Modified Budget	2017 Projected	2018 Budget
Expenses					
Town Historian	A7510	\$ 55,748	\$ 53,565	\$ 53,565	\$ 54,161
Total Expenses		\$ 55,748	\$ 53,565	\$ 53,565	\$ 54,161
Net Department Cost		\$ 55,748	\$ 53,565	\$ 53,565	\$ 54,161

	Fund/ Division	2016 Actual	2017 Modified Budget	2017 Actual	2018 Budget
Authorized Positions					
Town Historian	A7510	1	1	1	1
Department Total		1	1	1	1

	2016 Actual	2017 Modified Budget	2017 Projected	2018 Budget
Expenses				
Salary and Wages	\$ 48,519	\$ 47,000	\$ 47,000	\$ 47,651
Employee Benefits and Taxes	3,619	3,760	3,760	3,760
Contractual Costs, Materials & Supplies	3,610	2,805	2,805	2,750
Total Expenses	\$ 55,748	\$ 53,565	\$ 53,565	\$ 54,161
Net Cost	\$ 55,748	\$ 53,565	\$ 53,565	\$ 54,161
Net Cost by Fund				
General Fund	\$ 55,748	\$ 53,565	\$ 53,565	\$ 54,161
Total Net Cost	\$ 55,748	\$ 53,565	\$ 53,565	\$ 54,161



Town Supervisor

Frank Petrone, Town Supervisor

◆ Departmental Mission:

The mission of the Town Supervisor is to provide leadership and direction to the Town Board, Town employees, facilitate the implementation of Town Board priorities and manage the Town functions to ensure the delivery of cost-effective, customer-responsive public services and assist residents in order to achieve the Town's mission.

◆ Legal Authority:

Article 3 Section 20 of Town Law of the State of New York; Town Law, Sections 20.

◆ Operating Environment:

The Town Supervisor is a Town Board member, the Chief Executive Officer, Chief Financial Officer and head of the administrative branch of Town government responsible to lead, administer and manage the day-to-day operations of the Town's nineteen departments and oversee its finances. The Supervisor's Office manages the Town's Personnel Department, Civil Defense operation and Public Information functions. The Youth Bureau is a direct report to the Town Supervisor. The Town Supervisor is independently elected to a four-year term and chairs the meetings of the five member Town Board.

◆ 2017 Achievements:

The Town Supervisor's 2017 significant achievements include the following:

- Continued to expand and enhance implemented fiscal policies that maintained the Town's AAA bond rating.
- Continued to promote economic development by providing leadership in the Huntington Station revitalization and the Melville Employment Development Center.
- Received a land donation to be used for the new animal shelter.

◆ 2018 Goals:

The Department's 2018 goals include the following:

- Continue to ensure that residents receive quality services.
- Present a balanced annual budget to the Town Board.
- Provide leadership for efficiency enhancements throughout the Town.
- Promote economic development initiatives that promote jobs and grow revenues in the Town.

◆ Performance Measures :

The performance measures that will be used to measure progression towards departmental goals are as follows:

- Track and monitor economic development initiatives.
- Ensure that the annual budget is presented and adopted in compliance with General Municipal Law.



Town Supervisor

Frank Petrone, Town Supervisor

		2016	2017	2017	2018
	Fund/ Division	Actual	Modified Budget	Projected	Budget
Expenses					
Supervisor	A1220	\$ 638,140	\$ 596,533	\$ 614,478	\$ 601,095
Personnel	A1430	369,057	368,631	368,831	375,203
Civil Defense	A3640	31,137	75,089	75,089	75,089
Public Information	A6410	163,035	163,173	163,173	165,250
Total Expenditures		\$ 1,201,369	\$ 1,203,426	\$ 1,221,571	\$ 1,216,637
Revenues					
Fire Zone/Lane	A2772	\$ 63,750	\$ 63,750	\$ 63,750	\$ 63,750
Total Revenues		\$ 63,750	\$ 63,750	\$ 63,750	\$ 63,750
Net Department Costs		\$ 1,137,619	\$ 1,139,676	\$ 1,157,821	\$ 1,152,887

		2016	2017	2017	2018
	Fund/ Division	Actual	Modified Budget	Actual	Budget
Authorized Positions					
Supervisor	A1220	4	4	4	4
Personnel	A1430	4	4	4	4
Civil Defense	A3640	0	0	0	0
Public Information	A6410	1	1	1	1
Department Total		9	9	9	9



Town Supervisor

Frank Petrone, Town Supervisor

	2016	2017	2017	2018
	Actual	Modified Budget	Projected	Budget
Expenditures:				
Salary and Wages	\$ 1,054,907	\$ 1,008,729	\$ 1,026,874	\$ 1,021,615
Employee Benefits and Taxes	75,585	80,597	80,597	80,922
Contractual Costs, Materials & Supplies	70,227	80,100	80,100	112,100
Fixed Assets	650	34,000	34,000	2,000
Total Expenditures	\$ 1,201,369	\$ 1,203,426	\$ 1,221,571	\$ 1,216,637
Revenues				
Fire Zone/Lane	\$ 63,750	\$ 63,750	\$ 63,750	\$ 63,750
Total Revenues	\$ 63,750	\$ 63,750	\$ 63,750	\$ 63,750
Net Cost	\$ 1,137,619	\$ 1,139,676	\$ 1,157,821	\$ 1,152,887
Net Cost by Fund				
General Fund	\$ 1,137,619	\$ 1,139,676	\$ 1,157,821	\$ 1,144,054
Total Net Cost	\$ 1,137,619	\$ 1,139,676	\$ 1,157,821	\$ 1,152,887



Transportation & Traffic Safety

Stephen McGloin, Director

◆ Departmental Mission:

The Transportation and Traffic Safety Department is comprised of three divisions. The mission of the department is to promote safe transportation and mobility services for the Town of Huntington residents. HART Bus Division is responsible for administering and operating the Huntington Area Rapid Transit (HART) bus system that provides public transportation throughout the Town of Huntington. The Traffic Safety Division is responsible for the installation and maintenance of the town's traffic control devices, which includes traffic signals, stop signs and pavement markings. The Street Lighting Division is charged with the safe and efficient operation and maintenance of the Town's streetlights. Effective administration of these divisions supports the Town's strategic goal of investing in the Town's assets and enhancing the long-term quality of life within the Town.

◆ Legal Authority:

The Town Board via resolution #2007-713 created the Department of Transportation and Traffic Safety in December 2007. Chapter 65 establishes the Department of Transportation and Traffic Safety and defines its powers and duties. Local Law No. 44-2007 amended Local Law No. 39-2007, amending the code of the Town of Huntington to add Chapter 65 Department of Transportation and Traffic Safety.

◆ Operating Environment:

Traffic Safety: The Traffic Safety Division currently responds to issues raised by town residents regarding traffic and traffic safety. Resolutions of these issues require traffic studies, field investigations and design. Traffic studies are performed to improve vehicle and pedestrian safety. Typically the studies include a review of accident data, collection of vehicle speed, volume and classification data and a field investigation of existing signs and pavement markings. The purpose of the traffic study is to improve safety. This is accomplished by making improvements to traffic signals, installing regulatory and warning signs, pavement markings and implementing various traffic calming techniques.

Huntington Area Rapid Transit (HART) Bus System: HART operates and maintains twenty-six passenger vehicles used in the town's fixed-route and paratransit transportation programs.

HART passenger transportation services include:

- Four regularly scheduled fixed routes for the general public.
- A town-wide American Disabilities Act (ADA) compliant paratransit program that provides both ADA-mandated and non-ADA services to disabled and/or elderly persons who are unable to utilize regularly scheduled bus routes.
- Various special event transportation services.
- Evacuation/emergency support services as needed.

The increase in the senior population of the Town will continue to necessitate the expansion of paratransit services in order for the Town to remain ADA compliant. HART also assists the Town's Division of Senior Citizens Services by delivering meals to those residents who qualify for the Home Delivered Meal program.



Transportation & Traffic Safety

Stephen McGloin, Director

Street Lighting Division: The Street Lighting Division maintains approximately 20,000 streetlights within the Town of Huntington. These include streetlights on Town, County and New York State roadways. This division is also responsible for the maintenance of lighting in all municipal parking areas and garages. The division is also responsible for the review and approval of exterior lighting designs submitted with new commercial site plan applications.

◆ Workload Indicators:

The workload of the Department includes, but is not limited to:

Traffic Safety

- Installing new traffic control signals at various locations.
- Maintain approximately 254 traffic control devices including traffic signals, flashing signals, school speed zone flashing beacons, driver feedback signs and fire preemption signals.
- Conduct traffic studies to address traffic calming, turning movements and volume studies.
- Apply for grant funds from the Federal, State and County levels of government.
- Review Town wide traffic signs and pavement markings for compliance with the Federal MUTCD and for traffic safety.

HART Bus System

- Provide approximately 42,000 vehicle hours per year of public transportation service.
- Supply approximately 163,000 rides to the public with regularly scheduled buses.
- Supply approximately 45,000 trips for the almost 2076 disabled persons and senior residents currently registered for the paratransit program as well as their traveling companions and personal care attendants.
- Deliver approximately 18,700 meals to homebound seniors in need.
- Maintain revenue and non-revenue vehicle fleet.

Street Lighting Division

- Maintain and repair defective streetlights, including underground wiring, throughout the Town of Huntington in an efficient and timely manner.
- Upgrade the Town of Huntington streetlights to more energy efficient induction fixtures.
- Identify and install new streetlights as necessary to maintain security, vehicle and pedestrian safety..

◆ 2017 Achievements:

The Department of Transportation and Traffic 2016 significant achievements include the following:

Traffic Safety

- Upgraded traffic signals at Spagnoli Road and Hub Drive, Depot Road at E. 17th Street, New York Avenue at Schwab Road/Wolf Hill Road.
- Installed Rectangular Rapid Flashing Beacons and bulb-outs on Larkfield Road to improve pedestrian safety.
- Installed (4) permanent solar Driver Feedback Devices on Taylor Avenue and Carman Road.
- Continued maintenance of the GIS inventory system for Town owned traffic control devices.
- Continued expanding the Speed Awareness and Enforcement Program that is a joint effort between the Town of Huntington Department of Transportation and Traffic Safety and the Suffolk County Police Department. The goal of this program is to make drivers aware of their speed by installing portable Driver Feedback Devices at locations, followed by enforcement by the SCPD. Driver Feedback Devices



Transportation & Traffic Safety

Stephen McGloin, Director

(DFDs) are placed at locations within the Town that have known speeding problems for approximately 2 weeks.

- Upgrade traffic signals from incandescent to energy saving LED fixtures.

Huntington Area Rapid Transit (HART) Bus System

- Acquired an additional paratransit bus.
- Maintained the bus fleet in a state of good repair.

Street Lighting Division

- The Department is continuing to install energy efficient induction fixtures to upgrade its inventory. By replacing old inefficient high-pressure sodium streetlights with energy efficient induction technology streetlights. To date the department has installed more than 17,000 energy efficient fixtures throughout the Town of Huntington.
- We have had a GIS inventory System installed to efficiently track our inventory of lighting fixtures and their locations. Mechanics utilize handheld computers to update changes to the inventory (additions, deletions and fixture updates) and information is downloaded, reviews and added to GIS Inventory Program. We also use the system to track work done on fixtures.
- Evaluate lighting requirements within the Town of Huntington. Added additional lighting on Depot Road, and Fairlawn Road. Also additional lighting installed in response to resident petitions.
- More effectively responding to phone calls and e-mails received by the Department.

◆ 2018 Goals:

The Department's 2018 goals include the following:

Traffic Safety Division:

- Dependent on available funding, design and upgrade traffic signals at the intersections Southdown Road at Wall Street, Union Place at Wall Street and Woodbury Road at High Street/Soundview Road.
- Install traffic calming improvements for Carlls Straight Path, Dix Highway and Little Plains/Cuba Hill Road.
- Upgrade traffic signals from incandescent to energy saving LED fixtures.

Huntington Area Rapid Transit (HART):

- Attract additional fixed route ridership.
- Continue the rehabilitation of the bus facility and parking garages.
- Implement additional security systems.

Street Lighting Division:

- Install 1000 energy efficient induction fixtures that are dark skies compliant that will save electricity costs and reduce carbon footprint.
- Continue updating system of tracking lighting inventory and GIS location to improve the division's ability to locate and repair reported problems.
- With assistance from IT Department implement I Pad system to track reported outages and improve response time for repairs and advise residents of progress.



Transportation & Traffic Safety

Stephen McGloin, Director

◆ Performance Measures :

The performance measures that will be used to measure progress towards departmental goals are as follows:

- Monitor and track the number of traffic improvements:

Description	2015	2016	2017 (estimated)
# Traffic Control Devices Installed or Upgraded	17	8	10

- Monitor and track the number of changes to Huntington Area Rapid Transit (HART) bus system routes in accordance with the recommendations made by the Modernization Study. This initiative was implemented in 2013 and will continue to be monitored.
- Monitor and track the number of riders using the HART bus system.

Description	2015	2016	2017 (estimated)
# Bus riders	194,698	196,031	180,500

- Track the number of buses placed in service.

Description	2015	2016	2017 (estimated)
# Buses in fleet	25	26	27

- Monitor and track the number of energy efficient fixtures.

Description	2015	2016	2017 (estimated)
Total Number of fixtures	20,500	20,700	20,900
# Energy Efficient fixtures	14,000	16,500	17,500

- Monitor and track number of street light locations entered into the Town's GIS System.

Description	2015	2016	2017 (estimated)
Total Number of Streetlight locations	19,000	19,000	20,795
# Streetlight locations entered in GIS	0	0	19,475



Transportation & Traffic Safety

Stephen McGloin, Director

		2016	2017	2017	2018
	Fund/ Division	Actual	Modified Budget	Projected	Budget
Expenses					
Bus Operations	A5630	\$ 4,015,183	\$ 4,088,249	\$ 4,084,248	\$ 4,156,200
Conservation	A8710	105,980	135,839	135,839	114,469
Transportation & Traffic Safety	B3310	577,438	712,481	698,248	666,758
Townwide Street Lighting District	SL5182	2,519,387	2,867,611	2,732,611	2,852,476
Total Expenses		\$ 7,217,988	\$ 7,804,180	\$ 7,650,946	\$ 7,789,903
Revenues					
Bus Operations	A1750	\$ 165,479	\$ 165,000	\$ 165,000	\$ 165,000
Bus Shelter Advertising	A1751	129,984	125,000	125,000	125,000
Bus Operations-Paratransit	A1752	100,832	100,000	100,000	100,000
State Aid Bus Operations	A3594	731,937	717,585	717,585	717,585
County Aid Bus Operations	A3595	82,731	71,500	71,500	71,500
State Aid, Other Home & Comm	A3989	27,939	30,000	30,000	30,000
Total Revenues		\$ 1,238,902	\$ 1,209,085	\$ 1,209,085	\$ 1,209,085
Net Department Costs		\$ 5,979,086	\$ 6,595,095	\$ 6,441,861	\$ 6,580,818

		2016	2017	2017	2018
Authorized Positions	Fund/ Division	Actual	Modified Budget	Actual	Budget
Bus Operations	A5630	29	29	29	29
Conservation	A8710	1	1	1	1
Transportation & Traffic Safety	B3310	4	4	3	4
Townwide Street Lighting District	SL5182	9	9	9	9
Department Total		43	43	42	43



Transportation & Traffic Safety

Stephen McGloin, Director

	2016	2017	2017	2018
	Actual	Modified Budget	Projected	Budget
Expenses				
Salary and Wages	\$ 4,381,561	\$ 4,336,498	\$ 4,338,265	\$ 4,395,596
Employee Benefits and Taxes	342,391	348,113	348,113	351,207
Contractual Costs, Materials & Supplies	1,952,920	2,589,468	2,434,467	2,531,850
Fixed Assets	541,116	530,101	530,101	511,250
Total Expenses	\$ 7,217,988	\$ 7,804,180	\$ 7,650,946	\$ 7,789,903
Revenues				
Departmental Income	\$ 396,295	\$ 390,000	\$ 390,000	\$ 390,000
State Aide	842,607	819,085	819,085	819,085
Total Revenues	\$ 1,238,902	\$ 1,209,085	\$ 1,209,085	\$ 1,209,085
Net Cost	\$ 5,979,086	\$ 6,595,095	\$ 6,441,861	\$ 6,580,818
Net Cost by Fund				
General Fund	\$ 2,882,261	\$ 3,015,003	\$ 3,011,002	\$ 3,061,584
Part Town	577,438	712,481	698,248	666,758
Street Lighting	2,519,387	2,867,611	2,732,611	2,852,476
Total Net Cost	\$ 5,979,086	\$ 6,595,095	\$ 6,441,861	\$ 6,580,818



Youth Bureau

Maria Georgiou, Director

•]Departmental Mission:

The Town of Huntington Youth Bureau, Youth Board, Joint Youth Projects and Drug and Alcohol Programs were established to promote the growth, development and well-being of all youth and families in the Town of Huntington which includes addressing the problems and challenges of drug and alcohol usage, juvenile delinquency, runaway, homelessness and dropout prevention. The Town of Huntington was the first Township in New York State to form a Youth Bureau as an agency of the local municipal government. Providing such services supports the Town's mission of enhancing the health, vitality and quality of life of the community.

• Legal Authority:

Article 19A & 19H of New York State Executive Law; Local Law 5-1988, Chapters 63-10 and 63-11; NYS Mental Hygiene Law Articles 19, 23 and 25; PL 93-415 (Title V), USC 5601, PL 98-473 Juvenile Justice Delinquency Prevention Act; Section 516 Public Service Act and Section 517 PL as amended by PL 100-690, PL 102-321.

• Operating Environment:

The Youth Bureau Department was established in 1968 and has evolved to be a model and lead agency for social services care and continues to deliver the same level of service despite the current economic conditions. Staff presence on Countywide, Statewide and Nationwide committees continues to be a vital resource for maintaining and obtaining new funding sources.

The Huntington Youth Bureau (HYB) continues to deliver valuable and needed services to the Huntington Community. Without these programs, Huntington would lack a comprehensive delivery system for providing programs and services to youth and their families and are designed to be responsive to the needs of the community. Due to these efforts, the Youth Bureau continues to seek additional funding through private foundations as well as various government entities.

The programs, while formally written in-house, are an outgrowth of intensive contact with other agencies and the community. Coordinating efforts in fundraising for various youth and family service agencies have been productive. Huntington Youth Bureau is constantly working in the community to get input for what services need to be refined or what new services are necessary.

• Workload Indicators:

The Youth Bureau continues to see a growing need in the community to provide these vital services. The number of youth who were provided services in 2016 was 35,030. Youth Bureau projects and regional youth agencies have provided programming to 14,659 youth this year to date.

Youth Bureau Administration: The Youth Bureau currently has five full-time professional and administrative employees and 1.4 full time employees from the Town. The typical activities of the Youth Bureau include grant preparation, clerical support, program monitoring and reporting, evaluations, community outreach and managing the finances in addition to routine meetings and paperwork.



Youth Bureau

Maria Georgiou, Director

Joint Youth Program: The Town of Huntington through its Youth Bureau contracts with local, community youth agencies: Tri-Community and Youth Agency serving the school districts of Huntington, South Huntington and Cold Spring Harbor; Youth Directions and Alternatives Youth Agency serving the school districts of Northport/E. Northport, Harborfields and Elwood; REACH Community and Youth Agency, serving the school districts of Commack and Half Hollow Hills; FACILE a joint program of the Town of Huntington Youth Bureau and Family Service League of Suffolk; and the Huntington Youth Bureau Youth Development Research Institute, Inc. Townwide Projects (Drug and Alcohol, Project EXCEL, Project Sanctuary, Youth Court and a Townwide 24 hour, 7 day a week Hotline) to provide a broad spectrum of services to youth and families that include counseling, social, cultural and recreational activities. Programs are available evenings, weekends, holidays and after-school.

In 2016, the Town of Huntington appropriated over \$2 million to maintain its joint youth programs. This constitutes 79% of the funding spent for Youth Services within the Town. Other funding comes from the State, County, and Federal governments and from private sources.

• 2017 Achievements:

The Youth Bureau's most recent achievements include the following:

- Sanctuary facilitated "Parenting Teens and Preteens" (a four session Parent Study Group) for Half Hollow Hills Parent Resource Center.
- YDA's Community Impact Team initiated a "Cultivating the Community" program that created and maintained a vegetable garden at YDA's new Northport location. The vegetables grown in the garden were then donated to the Ecumenical Lay Council's Food Pantry- thereby allowing food insecure families the opportunity to enjoy fresh produce.
- CAST (Community and Schools Together) served youth and families with the following services: 212 formal counseling sessions, 259 advocacy cases were completed, 154 home visits were conducted and a total of 67 referrals were made.
- Tri Community and Youth Agency and Project FACILE held the annual Project T.O.Y. (Treasure our Youth) and served 969 families and distributed 3,766 gifts to 1,883 children. Youth Directions and Alternatives Adopt-A-Family program served 61 families.
- REACH CYA provided 27 summer trips attended by 222 youth of Commack and Half Hollow Hills.
- Huntington Drug and Alcohol Prevention Services provided OASAS evidence-based programming including Too Good for Drugs Program, Life Skills Training Program and Too Good for Violence Program. A total of 19,274 students were served through 736 presentations.
- Youth Bureau Community and Youth Agencies and Projects developed 62 new programs to meet the emerging the needs of youth and families. Examples include mentoring, young parents group, Karaoke for a Cause, Robotics, student organizational skills, photography and Youth Felony Part.



Youth Bureau

Maria Georgiou, Director

• 2018 Goals:

The Department's 2018 goals include the following:

- Provide educational enrichment programs to 1,500 youth.
- Increase number of overall youth programs to meet the emerging needs of the community as per contractual agreement.
- Plan and implement youth development services and initiatives for youth as per contractual agreement.

• Performance Measures:

The performance measures that will be used to measure progress towards departmental goals are as follows:

- Monitor and track the number of Educational Enrichment programs and track attendance

Description	2015	2016	2017 (estimated)
# of Educational Enrichment programs	31	68	31
Attendance at Educational Enrichment programs	2,131	2,293	2,100

- Increase the number of Youth Development programs

Description	2015	2016	2017 (estimated)
# of Youth Development programs	67	80	67
Attendance at Youth Development programs	2,951	3,587	3,000

- Monitor the number of overall youth services and programs offered and track attendance

Description	2015	2016	2017 (estimated)
# of overall Youth Bureau programs	288	414	300
Attendance at Youth Bureau programs	35,231	34,929	33,000



Youth Bureau

Maria Georgiou, Director

		2016	2017	2017	2018
	Fund/ Division	Actual	Modified Budget	Projected	Budget
Expenses					
Starshine Program	A4220	\$ 798,662	\$ 862,708	\$ 862,708	\$ 861,070
Youth Program Administration	A7310	561,734	570,968	570,968	614,181
Joint Youth Program	A7320	2,636,069	2,746,916	2,746,916	2,811,360
Total Expenses		\$ 3,996,465	\$ 4,180,592	\$ 4,180,592	\$ 4,286,611

Revenues					
State Aid Youth Services	A3821	155,217	141,831	141,831	141,831
County Aid Youth Services	A3831	266,171	350,531	350,531	305,531
Other Aid Youth Service Village	A3833	750	750	750	750
Federal Aid Sanctuary Program	A4820	188,383	200,000	200,000	200,000
Federal Aid Drug & Alcohol	A4831	530,139	527,462	527,462	527,462
Total Revenues		\$ 1,140,660	\$ 1,220,574	\$ 1,220,574	\$ 1,175,574

Net Department Costs		\$ 2,855,805	\$ 2,960,018	\$ 2,960,018	\$ 3,111,037
-----------------------------	--	---------------------	---------------------	---------------------	---------------------

		2016	2017	2017	2018
	Fund/ Division	Actual	Modified Budget	Actual	Budget
Authorized Positions					
Starshine Program	A4220	0	0	0	0
Youth Program Administration	A7310	6	6	6	6
Joint Youth Program	A7320	0	0	0	0
Department Total		6	6	6	6



Youth Bureau

Maria Georgiou, Director

	2016	2017	2017	2018
	Actual	Modified Budget	Projected	Budget
Expenses				
Salary and Wages	\$ 519,740	\$ 526,528	\$ 526,528	\$ 566,297
Employee Benefits and Taxes	40,745	41,640	41,640	45,084
Contractual Costs, Materials & Supplies	3,435,980	3,612,424	3,612,424	3,675,230
Total Expenses	\$ 3,996,465	\$ 4,180,592	\$ 4,180,592	\$ 4,286,611
Revenues				
State Aid	\$ 422,139	\$ 493,112	\$ 493,112	\$ 448,112
Federal Aid	718,521	727,462	727,462	727,462
Total Revenues	\$ 1,140,660	\$ 1,220,574	\$ 1,220,574	\$ 1,175,574
Net Cost	\$ 2,855,805	\$ 2,960,018	\$ 2,960,018	\$ 3,111,037
Net Cost by Fund				
General Fund	\$ 2,855,805	\$ 2,960,018	\$ 2,960,018	\$ 3,111,037
Total Net Cost	\$ 2,855,805	\$ 2,960,018	\$ 2,960,018	\$ 3,111,037

Staffing



Town of Huntington
Historical Budgeted Positions

Org	Department	2016 Actual FTE	2017 Actual FTE	2017 Budget FTE	2018 Budget FTE
A-1010	Town Board	9	9	9	10
A-1220	Supervisor	4	4	4	4
A-1225	Constituent Services	3	3	3	3
A-1315	Comptroller	10	10	10	10
A-1316	Payroll	2	2	2	2
A-1330	Receiver of Taxes	7	7	7	7
A-1345	Purchasing	4	4	4	4
A-1355	Assessor	9	8	10	10
A-1356	Assessment Review Board	5	5	5	5
A-1357	STAR Exemption	1	1	1	1
A-1410	Town Clerk	8	7	8	8
A-1411	Town Clerk Record Center	1	1	1	1
A-1415	Commuter Parking	3	3	3	3
A-1420	Town Attorney	14	14	14	14
A-1430	Personnel	4	4	4	4
A-1431	Union Representatives	3	3	3	3
A-1440	Town Engineer	9	9	9	10
A-1490	General Services Administration	6	7	7	7
A-1621	Buildings & Grounds Maintenance	72	70	73	71
A-1625	Vehicle Maintenance	9	9	9	9
A-1660	Central Store Room	4	4	4	4
A-1680	Information Technology	13	10	13	13
A-3010	Public Safety	26	26	26	26
A-3120	Harbors and Waterways	6	6	6	6
A-3510	Animal Control	8	8	8	8
A-3621	Public Safety Code Enforcement	3	3	3	3
A-3640	Civil Defense	0	0	0	0
A-5010	Superintendent of Highways	7	7	7	8
A-5630	Transportation	29	29	29	29
A-6010	Handicapped Enforcement Program	0	0	0	0
A-6410	Publicity	1	1	1	1
A-6772	Programs For the Aged	8	9	9	9
A-6773	Senior Citizens Day Care	4	4	4	4
A-6775	Nutrition Program Satellite	5	5	5	5
A-7020	Recreation Administration	9	8	9	8
A-7115	Dix Hills Park	4	4	4	4
A-7116	Dix Hills Park Maintenance	10	10	10	10
A-7140	Playgrounds Administration	1	1	1	1
A-7141	Fee Class Administration	1	1	1	1
A-7181	Beaches	2	2	2	2
A-7182	Marinas	4	4	4	4
A-7183	Golf Course Maintenance	8	8	8	8
A-7310	Youth Program	6	6	6	6

Town of Huntington
Historical Budgeted Positions

Org	Department	2016 Actual FTE	2017 Actual FTE	2017 Budget FTE	2018 Budget FTE
A-7460	Cultural Affairs	1	1	1	1
A-7510	Town Historian	1	1	1	1
A-7620	Human Services & Citizen Affairs	4	4	4	4
A-7624	Sr. Citizen CHORE	1	1	1	1
A-8170	Resource Recovery	4	3	3	3
A-8565	Solid Waste Recycling	6	6	6	6
A-8710	Conservation	1	1	1	1
A-8790	Maritime Services	3	3	4	3
A-8793	Environmental Waste Management	4	3	4	4
Total Fund A		367	359	371	370
B-1620	Building Inspector	22	23	23	23
B-3310	Transportation & Traffic Safety	4	3	4	4
B-3620	Fire Prevention	5	5	5	5
B-3621	Rental Registration	2	3	3	3
B-3622	Zoning & Building Inspector	12	12	13	13
B-4020	Registrar of Vital Statics	2	2	2	2
B-8010	Zoning Board	7	7	7	7
B-8020	Planning, Building & Land Manage	20	19	19	19
B-8025	Planning Board	7	7	7	7
B-8036	Accessory Apartment	2	2	2	2
Total Fund B		83	83	85	85
DB-5110	Highway Repairs	129	127	131	128
DB-5130	Highway Machinery	16	16	16	16
DB-5142	Highway Snow	0	0	0	0
Total Fund DB		145	143	147	144
SL-5182	Town Wide Street Lighting	9	9	9	9
Total Fund SL		9	9	9	9
SR-8158	Consolidated Refuse	47	49	49	47
Total Fund SR		47	49	49	47
SS1-8131	Sewer District	17	17	17	17
Total Fund SS1		17	17	17	17
SS3-8133	Sewer Treatment Plant	2	2	2	2
Total Fund SS3		2	2	2	2
SW1-8321	Dix Hills Water	14	14	14	14
Total Fund SW1		14	14	14	14
Grand Total		684	676	694	688

**Town of Huntington
2018 Full Time Salaries Schedule**

Position/Title	2017		2018	
	FTE	Budget	FTE	Budget
All budgeted salaries for full time postions that remain vacant as of January 1, 2018 shall be transferred to a contingency account.				
<u>A - 1010 TOWN BOARD</u>				
Councilmember	4	307,364	4	307,364
Head Clerk	1	100,641	1	100,641
Legislative Aide	1	69,801	1	71,023
Legislative Secretary	3	179,731	4	198,346
Office Manager - Stipend		8,000		8,000
DEPARTMENT TOTALS:	9	665,537	10	685,374
<u>A - 1220 SUPERVISOR</u>				
Supervisor	1	162,903	1	162,903
Deputy Supervisor	1	159,750	1	162,546
Citizens Advocate IV	1	127,145	1	127,145
Executive Assistant to the Supervisor	1	100,886	1	102,652
DEPARTMENT TOTALS:	4	550,684	4	555,246
<u>A - 1225 CONSTITUENT SERVICES</u>				
Legislative Aide	3	169,194	3	155,552
Town Photographer - Stipend		5,600		0
DEPARTMENT TOTALS:	3	174,794	3	155,552
<u>A - 1315 COMPTROLLER</u>				
Executive Assistant to the Comptroller	1	94,043	1	95,689
Account Clerk Typist	1	43,915	1	43,915
Accountant	1	100,164	1	100,164
Auditor	1	115,126	1	115,126
Principal Accountant	1	112,845	1	112,845
Principal Clerk	3	201,452	3	201,691
Senior Accountant	1	77,888	1	77,888
Senior Account Clerk Typist	1	54,986	1	54,986
Town Director of Audit & Control -Stipend		20,000		20,000
Town Deputy Director of Audit & Control-Stipend		15,000		15,000
Confidential Secretary to the Comptroller-Stipend		3,500		3,500
DEPARTMENT TOTALS:	10	838,919	10	840,804

**Town of Huntington
2018 Full Time Salaries Schedule**

Position/Title	2017		2018	
	FTE	Budget	FTE	Budget
<u>A - 1316 PAYROLL</u>				
Payroll Supervisor	1	67,889	1	67,889
Budget Technician	1	75,614	1	75,614
DEPARTMENT TOTALS:	2	143,503	2	143,503
<u>A - 1330 RECEIVER OF TAXES</u>				
Receiver of Taxes	1	130,253	1	130,253
Deputy Receiver of Taxes	1	81,640	1	83,069
Account Clerk Typist	1	43,915	1	43,915
Principal Clerk Typist	1	65,519	1	65,519
Senior Account Clerk Typist	1	47,642	1	51,121
Senior Tax Cashier	1	79,511	1	79,511
Tax Cashier	1	41,888	1	41,888
2nd Deputy Receiver of Taxes - Stipend		5,000		5,000
DEPARTMENT TOTALS:	7	495,368	7	500,276
<u>A - 1345 PURCHASING</u>				
Town Purchasing Director	1	79,995	1	79,995
Purchasing Agent	1	77,055	1	77,055
Purchasing Technician	1	67,116	1	67,116
Senior Clerk Typist	1	46,941	1	46,941
DEPARTMENT TOTALS:	4	271,107	4	271,107
<u>A - 1355 ASSESSOR</u>				
Assessor	1	138,179	1	140,597
Assessment Assistant	3	225,695	3	225,695
Clerk Typist	4	158,613	4	156,714
Head Clerk	1	69,545	1	69,545
Senior Clerk Typist	1	61,158	1	61,158
DEPARTMENT TOTALS:	10	653,190	10	653,709
<u>A - 1356 ASSESSMENT REVIEW BOARD</u>				
Chairman Assessment Review Board	1	15,000	1	15,000
Vice Chairman Assessment Review Board	1	10,000	1	10,000
Assessment Review Board Member	3	27,000	3	27,000
DEPARTMENT TOTALS:	5	52,000	5	52,000

**Town of Huntington
2018 Full Time Salaries Schedule**

Position/Title	2017		2018	
	FTE	Budget	FTE	Budget
<u>A - 1357 STAR EXEMPTION</u>				
Neighborhood Aide III	1	60,551	1	60,551
DEPARTMENT TOTALS:	1	60,551	1	60,551
<u>A - 1410 TOWN CLERK</u>				
Town Clerk *	1	112,911	1	112,911
Deputy Town Clerk	2	176,697	2	179,789
Clerk Typist	2	76,289	2	78,832
Principal Clerk	2	112,695	2	118,288
Secretary to Town Clerk	1	57,602	1	58,610
DEPARTMENT TOTALS:	8	536,194	8	548,430
* Receives stipend for Registrar of Vital Statistics in the amount of \$17,342 for a total salary of \$130,253.				
<u>A - 1411 TOWN CLERK'S RECORD CENTER</u>				
Archivist	1	97,361	1	97,361
DEPARTMENT TOTALS:	1	97,361	1	97,361
<u>A - 1415 COMMUTER PARKING</u>				
Clerk Typist	1	39,891	1	39,891
Principal Account Clerk	1	70,449	1	70,449
Senior Account Clerk Typist	1	51,120	1	52,367
DEPARTMENT TOTALS:	3	161,460	3	162,707
<u>A - 1420 TOWN ATTORNEY</u>				
Town Attorney	1	159,250	1	162,037
Deputy Town Attorney	1	144,685	1	147,217
Assistant Town Attorney	6	629,325	6	640,337
Clerk Typist	1	48,493	1	38,941
Confidential Secretary	1	58,461	1	59,484
Paralegal Assistant	1	77,452	1	77,452
Senior Account Clerk Typist	1	52,367	1	52,367
Senior Legal Secretary	1	70,323	1	70,323
Town Intergovernmental Relations Coordinator	1	133,402	1	133,402
DEPARTMENT TOTALS:	14	1,373,758	14	1,381,560

**Town of Huntington
2018 Full Time Salaries Schedule**

Position/Title	2017		2018	
	FTE	Budget	FTE	Budget
<u>A - 1430 PERSONNEL</u>				
Town Personnel Director	1	125,357	1	127,551
Personnel Assistant	1	92,096	1	92,096
Principal Clerk	1	53,607	1	57,660
Senior Clerk Typist	1	45,796	1	45,796
Grievance Officer - Stipend		6,500		6,500
DEPARTMENT TOTALS:	4	323,356	4	329,603
<u>A - 1431 UNION REPRESENTATIVES</u>				
HEO II - Grade 12	1	86,872	1	95,560
Labor Crew Leader II	1	99,243	1	109,168
Senior Planner	1	107,841	1	107,841
DEPARTMENT TOTALS:	3	293,956	3	312,569
<u>A - 1440 TOWN ENGINEER</u>				
Town Director of Engineering Services	1	136,518	1	138,907
Deputy Director	1	115,000	1	117,463
Assistant Civil Engineer	1	78,066	1	78,066
Civil Engineer	2	239,987	2	245,629
Principal Clerk	1	57,660	1	57,660
Principal Engineering Aide	1	81,327	1	81,327
Public Works Project Supervisor	1	90,875	1	90,875
Senior Clerk Typist	1	45,796	1	48,086
Senior Energy Coordinator	0	0	1	112,842
DEPARTMENT TOTALS:	9	845,229	10	970,855
<u>A - 1490 GENERAL SERVICES ADMIN</u>				
Town Director of General Services	1	130,395	1	132,677
Deputy Director of General Services	2	204,374	2	207,951
Confidential Secretary	1	50,000	1	50,875
Account Clerk Typist	1	52,154	1	52,154
Neighborhood Aide III	1	66,777	1	66,777
Senior Cashier	1	69,010	1	69,010
DEPARTMENT TOTALS:	7	572,710	7	579,444

**Town of Huntington
2018 Full Time Salaries Schedule**

Position/Title	2017		2018	
	FTE	Budget	FTE	Budget
<u>A - 1621 BUILDING & GROUNDS</u>				
Auto Equipment Operator	8	523,858	8	576,008
Custodial Worker I	11	659,494	11	687,801
Custodial Worker III	1	81,968	1	84,862
Dispatcher	1	69,546	1	72,001
Groundskeeper II	1	84,224	1	87,197
Groundskeeper III	1	89,298	1	92,451
HEO II - Grade 12	10	728,288	9	701,820
Labor Crew Leader I	2	163,936	2	169,724
Labor Crew Leader III	2	172,890	2	178,994
Laborer	11	616,883	10	607,631
Maintenance Mechanic II	2	139,330	2	155,960
Maintenance Mechanic III	14	1,057,694	14	1,117,251
Maintenance Mechanic IV	4	327,257	4	347,724
Park Maintenance Crew Leader II	1	84,224	1	87,197
Preventitive Maintenance Supervisor	1	99,243	1	102,747
Town Custodian Supervisor	1	84,224	1	87,197
Town Parks Maintenance Supervisor	1	83,994	1	102,746
Tree Trimmer I	1	78,192	1	80,952
DEPARTMENT TOTALS:	73	5,144,543	71	5,340,263
<u>A - 1625 VEHICLE MAINTENANCE</u>				
Auto Mechanic II	1	78,192	1	80,952
Auto Mechanic III	7	549,888	7	567,293
Auto Mechanic Supervisor IV	1	89,298	1	92,451
DEPARTMENT TOTALS:	9	717,378	9	740,696
<u>A - 1660 CENTRAL STORE ROOM</u>				
Driver Messenger I	1	64,439	1	64,439
Driver Messenger	3	124,712	3	124,712
DEPARTMENT TOTALS:	4	189,151	4	189,151

**Town of Huntington
2018 Full Time Salaries Schedule**

Position/Title	2017		2018	
	FTE	Budget	FTE	Budget
<u>A - 1680 INFORMATION TECHNOLOGY</u>				
Director of Information Technology	1	131,058	1	133,352
Deputy Director of Information Technology	1	107,874	1	109,762
Confidential Secretary	1	40,000	0	0
Media Development Specialist	1	45,796	1	45,796
Network & Systems Coordinator	1	92,502	1	92,502
Network System Specialist	2	127,819	2	130,898
Network System Technician	1	59,202	1	59,202
Principle Programmer Analyst	0	0	1	78,164
Programmer Analyst	0	0	1	64,656
Senior Computer Programmer	1	121,458	1	121,458
Senior Programmer Analyst	3	207,813	1	77,889
Technical Support Representative	0	0	1	49,085
Web & Digital Communication Administration	1	101,894	1	101,894
DEPARTMENT TOTALS:	13	1,035,416	13	1,064,658
<u>A - 3010 PUBLIC SAFETY</u>				
Deputy Director of Public Safety	1	118,452	1	120,525
Executive Assistant to Director of Public Safety	1	98,515	1	100,239
Account Clerk Typist	1	43,915	1	43,915
Dispatcher	1	69,546	1	72,001
Guard II	13	888,352	13	925,917
Neighborhood Aide II	1	54,211	1	54,211
Parking Meter Officer	1	99,243	1	102,747
Parking Meter Repairer	1	83,967	1	86,931
Senior Guard	3	268,476	3	277,955
Senior Guard II	2	198,486	2	205,494
Vehicle Recovery Specialist	1	99,243	1	102,747
Director of Public Safety - Stipend		40,500		40,500
Hispanic Liaison - Stipend		3,000		3,000
DEPARTMENT TOTALS:	26	2,065,906	26	2,136,182
<u>A - 3120 HARBORS & WATERWAYS</u>				
Bay Constable	3	252,414	3	251,985
Clerk Typist	1	48,724	1	48,724
Senior Bay Constable	2	191,172	2	197,922
DEPARTMENT TOTALS:	6	492,310	6	498,631

**Town of Huntington
2018 Full Time Salaries Schedule**

Position/Title	2017		2018	
	FTE	Budget	FTE	Budget
<u>A - 3510 ANIMAL CONTROL</u>				
Animal Control Officer I	2	173,744	3	269,817
Animal Control Officer II	1	91,274	1	95,742
Animal Shelter Education Specialist	1	75,321	1	77,980
Animal Shelter Supervisor	1	95,586	1	98,961
Kennel Attendant	3	208,638	2	144,002
DEPARTMENT TOTALS:	8	644,563	8	686,502
<u>A - 3621 CODE ENFORCEMENT</u>				
Housing Inspector	1	64,408	1	66,233
Ordinance Inspector	2	139,155	2	139,155
Bureau Chief - Stipend		4,000		4,000
DEPARTMENT TOTALS:	3	207,563	3	209,388
<u>A - 3640 CIVIL DEFENSE</u>				
Coordinator Emergency Response- Stipend		7,000		7,000
Town Emergency Preparedness Coord. - Stipend		3,500		3,500
DEPARTMENT TOTALS:	0	10,500	0	10,500
<u>A - 5010 SUPERINTENDENT OF HIGHWAYS</u>				
Superintendent of Highway *	1	139,969	1	139,969
Deputy Superintendent of Highway	1	112,924	1	114,900
Account Clerk Typist	2	91,152	2	91,152
Confidential Secretary	0	0	1	50,000
Head Clerk	1	91,407	1	91,407
Senior Account Clerk Typist	1	70,559	1	70,559
Senior Clerk Typist	1	60,041	1	60,041
Confidential Secretary - Stipend		12,000		0
DEPARTMENT TOTALS:	7	578,052	8	618,028

* Receives stipend for Coordinator Emergency Response in the amount of \$7,000 for a total salary of \$146,969.

**Town of Huntington
2018 Full Time Salaries Schedule**

Position/Title	2017		2018	
	FTE	Budget	FTE	Budget
<u>A - 5630 TRANSPORTATION</u>				
Director of Transportation	1	126,291	1	128,501
Auto Mechanic I	1	72,451	1	75,008
Auto Mechanic III	3	243,393	3	251,985
Bus Driver	17	1,231,667	17	1,264,026
Bus Maintenance Supervisor	1	99,243	1	102,747
Bus Operations Supervisor	1	99,243	1	102,747
Dispatcher	4	290,606	4	300,865
Senior Transportation Planner	1	127,750	1	95,068
DEPARTMENT TOTALS:	29	2,290,644	29	2,320,947
<u>A - 6410 PUBLICITY</u>				
Public Information Officer	1	118,689	1	120,766
DEPARTMENT TOTALS:	1	118,689	1	120,766
<u>A - 6772 PROGRAMS FOR THE AGED</u>				
Neighborhood Aide II	1	55,550	1	55,550
Senior Account Clerk Typist	1	55,011	1	51,121
Senior Citizen Aide I	4	203,459	4	209,532
Senior Citizen Aide II	2	158,237	2	158,504
Senior Citizen Program Director	1	95,586	1	98,961
Sr. Citizen Outreach Coordinator		4,000		4,000
DEPARTMENT TOTALS:	9	571,843	9	577,668
<u>A - 6773 SENIOR CITIZENS DAY CARE</u>				
Adult Day Care Program Supervisor	1	70,271	1	70,271
Assistant Day Care Adult Supervisor	1	54,915	1	54,915
Recreation Aide II	1	64,439	1	64,439
Recreation Aide I	1	46,184	1	46,184
DEPARTMENT TOTALS:	4	235,809	4	235,809
<u>A - 6775 NUTRITION PROGRAM SATELLITE</u>				
Assistant Cook	1	50,296	1	65,703
Cook	1	63,394	1	75,008
Food Service Worker	1	50,805	1	60,112
Senior Citizen Program Supervisor	1	60,646	1	60,646
Senior Citizen Center Manager	1	86,445	1	89,497
DEPARTMENT TOTALS:	5	311,586	5	350,966

**Town of Huntington
2018 Full Time Salaries Schedule**

Position/Title	2017		2018	
	FTE	Budget	FTE	Budget
<u>A - 7020 RECREATION ADMINISTRATION</u>				
Town Director of Parks & Recreation	1	135,922	1	138,301
Account Clerk Typist	2	85,900	2	85,900
Assistant Recreation Program Coordinator	1	81,327	0	0
Community Service Worker	1	52,367	1	52,367
Confidential Secretary	1	50,000	1	51,071
Recreation Aide III	1	71,907	1	71,907
Senior Account Clerk	1	68,869	1	55,011
Senior Stenographer	1	72,750	1	72,750
DEPARTMENT TOTALS:	9	619,042	8	527,307
<u>A - 7115 DIX HILLS PARK</u>				
Assistant Ice Rink Manager	2	123,440	2	127,798
Ice Rink Manager	1	89,298	1	92,451
Recreation Aide III	1	62,093	1	62,093
DEPARTMENT TOTALS:	4	274,831	4	282,342
<u>A - 7116 DIX HILLS PARK MAINT</u>				
HEO II - Grade 12	4	301,284	4	311,920
Laborer	2	126,926	2	131,406
Maintenance Mechanic II	2	150,642	2	155,960
Park Maintenance Crew Leader I	1	81,968	1	84,862
Park Maintenance Crew Leader III	1	86,445	1	89,497
DEPARTMENT TOTALS:	10	747,265	10	773,645
<u>A - 7140 PLAYGROUNDS ADMINISTRATION</u>				
Assistant Superintendent Recreation II	1	121,458	1	121,458
DEPARTMENT TOTALS:	1	121,458	1	121,458
<u>A - 7141 FEE CLASS ADMINISTRATION</u>				
Recreation Supervisor	1	103,177	1	103,177
DEPARTMENT TOTALS:	1	103,177	1	103,177
<u>A - 7181 BEACHES</u>				
Auto Equipment Operator	1	69,546	1	72,001
Laborer	1	63,463	1	65,703
DEPARTMENT TOTALS:	2	133,009	2	137,704

**Town of Huntington
2018 Full Time Salaries Schedule**

Position/Title	2017		2018	
	FTE	Budget	FTE	Budget
<u>A - 7182 MARINAS</u>				
HEO II - Grade 12	1	75,321	1	77,980
Laborer	1	63,463	1	65,703
Maintenance Mechanic III	1	78,192	1	80,952
Parks Maintenance Crew Leader III	1	86,445	1	89,497
DEPARTMENT TOTALS:	4	303,421	4	314,132
<u>A-7183 GOLF COURSE MAINTENANCE</u>				
Auto Mechanic III	1	81,130	1	83,995
Grounds Keeper III	1	95,586	1	98,961
HEO II - Grade 12	3	225,963	3	233,940
Laborer	3	173,498	3	184,505
DEPARTMENT TOTALS:	8	576,177	8	601,401
<u>A - 7310 YOUTH PROGRAM</u>				
Executive Director of Youth Bureau	1	116,685	1	118,727
Grants Technician	1	77,125	1	77,125
Senior Account Clerk Typist	1	50,394	1	51,121
Youth Project Director	2	172,621	2	176,621
Youth Service Coordinator	1	92,703	1	92,703
DEPARTMENT TOTALS:	6	509,528	6	516,297
<u>A - 7460 CULTURAL AFFAIRS</u>				
Director of Cultural Affairs	1	103,470	1	105,281
DEPARTMENT TOTALS:	1	103,470	1	105,281
<u>A - 7510 TOWN HISTORIAN</u>				
Historian	1	34,055	1	34,651
DEPARTMENT TOTALS:	1	34,055	1	34,651
<u>A - 7620 HUMAN SERVICES</u>				
Director of Human Services	1	136,197	1	138,580
Director of Minority Affairs	1	69,649	1	69,649
Clerk Typist	1	38,624	1	38,941
Senior Account Clerk	1	59,164	1	59,164
DEPARTMENT TOTALS:	4	303,634	4	306,334

**Town of Huntington
2018 Full Time Salaries Schedule**

Position/Title	2017		2018	
	FTE	Budget	FTE	Budget
<u>A - 7624 Sr. CITIZEN CHORE</u>				
Senior Citizen Aide I	1	52,367	1	52,367
DEPARTMENT TOTALS:	1	52,367	1	52,367
<u>A - 8170 RESOURCE RECOVERY</u>				
Environmental Assistant	1	109,939	1	109,939
Recycling Coordinator Aide	1	92,096	1	92,096
Sanitation Inspector I	1	100,641	1	100,641
Resource Recovery Service Manager - Stipend		5,000		5,000
DEPARTMENT TOTALS:	3	307,676	3	307,676
<u>A - 8565 SOLID WASTE RECYCLING</u>				
HEO II - Grade 12	3	225,963	3	233,940
Laborer	2	126,926	2	131,406
Recycling Operation Supervisor	1	89,298	1	92,451
DEPARTMENT TOTALS:	6	442,187	6	457,797
<u>A - 8710 CONSERVATION</u>				
Deputy Director of Transportation	1	114,676	1	106,000
DEPARTMENT TOTALS:	1	114,676	1	106,000
<u>A - 8790 MARITIME SERVICES</u>				
Director of Maritime Services	1	117,952	1	120,016
Deputy Director of Maritime Services	1	106,000	1	106,000
Environmental Projects Coordinator	1	73,453	1	77,125
Senior Clerk Typist	1	67,418	0	0
DEPARTMENT TOTALS:	4	364,823	3	303,141
<u>A - 8793 ENVIRONMENTAL WASTE</u>				
Director of Waste Management	1	128,000	1	131,200
Deputy Director of Waste Management	1	130,000	0	0
Confidential Secretary	1	78,192	1	80,952
Environmental Analyst	0	0	1	56,376
Executive Assistant	1	89,215	1	90,776
DEPARTMENT TOTALS:	4	425,407	4	359,304
FUND TOTALS:	371	28,259,833	370	28,810,820

**Town of Huntington
2018 Full Time Salaries Schedule**

Position/Title	2017		2018	
	FTE	Budget	FTE	Budget
<u>B - 1620 BUILDING INSPECTOR</u>				
Building Inspector	6	424,361	6	425,938
Building Permits Coordinator	1	112,580	1	112,580
Building Permits Examiner	4	201,132	4	199,935
Building Plans Examiner	3	261,312	3	261,312
Clerk Typist	5	201,449	5	201,449
Engineering Inspector	1	80,942	1	80,942
Micrographics Operator	1	50,893	1	50,893
Plumbing Inspector	1	66,233	1	66,233
Senior Building Inspector	1	105,713	1	105,713
DEPARTMENT TOTALS:	23	1,504,615	23	1,504,995
<u>B - 3310 TRANSPORTATION & TRAFFIC</u>				
Senior Clerk Typist	1	50,472	1	50,472
Traffic Engineer III	1	104,741	1	110,082
Traffic Technician I	2	139,110	2	131,131
DEPARTMENT TOTALS:	4	294,323	4	291,685
<u>B - 3620 FIRE PREVENTION</u>				
Chief Fire Marshall	1	100,234	1	100,234
Clerk Typist	1	39,891	1	39,891
Fire Marshall I	2	132,466	2	132,466
Senior Clerk Typist	1	45,796	1	45,796
DEPARTMENT TOTALS:	5	318,387	5	318,387
<u>B - 3621 RENTAL REGISTRATION</u>				
Housing Inspector	1	64,408	1	64,656
Ordinance Inspector	1	66,233	1	66,233
Senior Clerk Typist	1	45,796	1	45,796
DEPARTMENT TOTALS:	3	176,437	3	176,685

**Town of Huntington
2018 Full Time Salaries Schedule**

Position/Title	2017		2018	
	FTE	Budget	FTE	Budget
<u>B - 3622 ZONING & BUILDING INSPECTOR</u>				
Account Clerk Typist	1	46,140	1	46,140
Ordinance Enforcement Officer	1	116,137	1	116,137
Ordinance Inspector	7	539,944	7	523,658
Ordinance/Zoning Inspector	1	89,247	1	89,247
Senior Clerk Typist	1	45,796	1	45,796
Senior Sign Inspector	1	82,562	1	82,562
Zoning Inspector	1	64,656	1	66,233
District Court Coordinator - Stipend		2,500		2,500
Ordinance Enforcement Assistant - Stipend		3,000		3,000
DEPARTMENT TOTALS:	13	989,982	13	975,273
<u>B - 4020 REGISTRAR OF VITAL STATISTICS</u>				
Clerk Typist	1	39,891	1	39,891
Senior Clerk Typist	1	52,918	1	52,918
Deputy Registrar of Vital Statistics - Stipend		6,500		6,500
Registrar of Vital Statistics - Stipend		17,342		17,342
DEPARTMENT TOTALS:	2	116,651	2	116,651
<u>B - 8010 ZONING BOARD</u>				
Chairman of Zoning Board of Appeals	1	21,000	1	21,000
Vice Chairman of Zoning Board of Appeals	1	16,000	1	16,000
Member of the Zoning Board	5	75,000	5	75,000
DEPARTMENT TOTALS:	7	112,000	7	112,000
<u>B - 8020 PLANNING</u>				
Town Planning Director	1	139,602	1	142,045
Deputy Director of Planning	1	108,854	1	110,759
Clerk	1	46,188	1	46,188
Clerk Typist	3	128,980	3	128,980
Environmental Analyst	1	75,614	1	75,614
GIS Manager	1	109,697	1	109,697
GIS Technician I	2	132,964	2	132,964
Planner	4	243,073	4	265,722
Planning Aide	2	94,034	2	98,172
Principal Planner	1	99,822	1	99,822
Senior Account Clerk	1	65,682	1	65,582
Senior Clerk Typist	1	50,472	1	50,472
DEPARTMENT TOTALS:	19	1,294,982	19	1,326,017

Town of Huntington
2018 Full Time Salaries Schedule

Position/Title	2017		2018	
	FTE	Budget	FTE	Budget
<u>B - 8025 PLANNING BOARD</u>				
Planning Board Chairman	1	21,000	1	21,000
Planning Board Vice Chairman	1	16,000	1	16,000
Planning Board Member	5	75,000	5	75,000
DEPARTMENT TOTALS:	7	112,000	7	112,000
<u>B - 8036 ACCESSORY APARTMENT</u>				
Neighborhood Aide II	1	61,158	1	61,158
Ordinance Enforcement Officer	1	83,978	1	83,978
DEPARTMENT TOTALS:	2	145,136	2	145,136
FUND TOTALS:	85	5,064,513	85	5,078,829
<u>DB - 5110 HIGHWAY REPAIRS</u>				
Assistant Civil Engineer	1	92,620	1	92,620
Auto Equipment Operator	19	1,240,769	19	1,348,051
Civil Engineer	1	127,145	1	127,145
Dispatcher	7	454,792	7	504,007
Executive Assistant Highway Superintendent	1	94,644	1	65,000
Guard	6	301,464	6	336,601
HEO I - Grade 11	19	1,376,569	18	1,350,144
HEO II - Grade 12	19	1,431,099	19	1,481,620
Highway Construction Coordinator	4	336,896	4	348,788
Highway Labor Crew Leader III	3	267,894	3	277,353
Labor Crew Leader I	13	1,031,245	13	1,103,206
Labor Crew Leader II	7	589,568	7	610,379
Labor Crew Leader IV	1	99,242	1	102,747
Laborer	16	862,894	14	846,952
Maintenance Mechanic III	4	312,768	4	323,808
Sign Painter	2	162,262	2	167,990
Tree Trimmer I	5	390,960	5	404,760
Tree Trimmer II	3	252,672	3	261,591
Appropriated in DB-5142-1100 Snow Removal		(500,000)		(500,000)
DEPARTMENT TOTALS:	131	8,925,503	128	9,252,762

**Town of Huntington
2018 Full Time Salaries Schedule**

Position/Title	2017		2018	
	FTE	Budget	FTE	Budget
<u>DB - 5130 HIGHWAY MACHINERY</u>				
Auto Mechanic I	2	144,902	2	150,016
Auto Mechanic III	10	721,178	10	772,944
Auto Mechanic IV (S-3)	2	168,448	2	174,394
Auto Mechanic IV (S-5)	1	89,298	1	92,451
Auto Parts Clerk	1	78,192	1	80,952
DEPARTMENT TOTALS:	16	1,202,018	16	1,270,757
<u>DB - 5142 HIGHWAY SNOW</u>				
Snow Removal		500,000		500,000
DEPARTMENT TOTALS:	0	500,000	0	500,000
FUND TOTALS:	147	10,627,521	144	11,023,519
<u>SL - 5182 TOWN WIDE STREET LIGHTING</u>				
Town Director of Street Lighting	1	127,145	1	127,145
Dispatcher	1	69,546	1	72,001
Senior Clerk Typist	1	45,796	1	45,796
Maintenance Mechanic III	5	405,655	5	419,975
Maintenance Mechanic IV	1	84,224	1	87,197
DEPARTMENT TOTALS:	9	732,366	9	752,114
FUND TOTALS:	9	732,366	9	752,114
<u>SR - 8158 CONSOLIDATED REFUSE</u>				
Auto Mechanic III	3	213,385	3	235,333
Auto Mechanic IV (S-5)	1	89,298	1	92,451
Dispatcher	1	69,546	1	72,001
HEO II - Grade 12	15	1,129,815	14	1,091,720
Laborer (Refuse)	26	1,657,864	25	1,741,886
Sanitation Site Crew Leader III	1	86,445	1	89,497
Sanitation Supervisor	1	99,243	1	102,747
Principal Clerk	1	56,287	1	57,660
DEPARTMENT TOTALS:	49	3,401,883	47	3,483,295
FUND TOTALS:	49	3,401,883	47	3,483,295

**Town of Huntington
2018 Full Time Salaries Schedule**

Position/Title	2017		2018	
	FTE	Budget	FTE	Budget
<u>SS1 - 8131 SEWER DISTRICT</u>				
Auto Mechanic III	1	81,131	1	83,995
Dispatcher	1	69,546	1	72,001
HEO II - Grade 12	5	364,008	5	386,535
Laborer (Sewer)	1	53,868	1	57,943
Maintenance Mechanic	1	81,131	1	83,995
Maintenance Mechanic III	1	76,566	1	83,995
Maintenance Mechanic V	1	89,298	1	92,451
Senior Waste Water Treatment Operator	1	89,298	1	92,451
Waste Water Treatment Plant Operator	5	401,959	5	419,975
DEPARTMENT TOTALS:	17	1,306,805	17	1,373,341
FUND TOTALS:	17	1,306,805	17	1,373,341
<u>SS3 - 8133 SEWER TREATMENT PLANT</u>				
Maintenance Mechanic III	2	159,323	2	164,947
DEPARTMENT TOTALS:	2	159,323	2	164,947
FUND TOTALS:	2	159,323	2	164,947
<u>SW1 - 8321 DIX HILLS WATER</u>				
Auto Equipment Operator	1	44,202	1	53,026
Clerk Typist	2	85,970	2	85,970
Executive Assistant to the Director	1	79,679	1	82,492
Maintenance Mechanic II (12)	2	147,391	2	155,960
Maintenance Mechanic IV	1	83,967	1	86,931
Senior Water Meter Reader	1	73,196	1	77,980
Senior Water Treatment Plant Operator	1	99,243	1	102,747
Water District Maintenance Crew Leader	1	89,298	1	92,451
Water Meter Reader	1	37,516	1	56,515
Water Treatment Plant Operator	3	243,393	3	251,985
DEPARTMENT TOTALS:	14	983,855	14	1,046,057
FUND TOTALS:	14	983,855	14	1,046,057
GRAND TOTAL	694	50,536,099	688	51,732,922

Debt Information



Town of Huntington Debt Information

Authorized Debt

The Town of Huntington takes a planned and programmed approach to the management of its outstanding debt. General Obligation Bonds are issued to finance capital improvements or capital assets and will not be issued to finance current operations or normal maintenance. Effectively managing debt preserves the Town's credit rating, provides flexibility in current and future operating budgets and provides funding for long-term assets that maintain and improve quality of life.

The Town's Debt Policy may be found in the "Financial Policies" section of this document. The Town has the authority to issue debt in all taxing districts and is backed by the full faith and credit of the Town.

Debt must be kept within 7% of the average full valuation of taxable real estate within the Town as prescribed by Local Finance Law §104. Debt Service is limited to 15% of the aggregate budgetary appropriations.

<u>Year Ended December 31,</u>	<u>Net Assessed Valuation</u>	<u>State Equalization Rate</u>	<u>Full Valuation</u>
2017	\$ 324,025,888	0.85%	\$ 38,120,692,706
2016	\$ 325,208,126	0.86%	\$ 37,814,898,372
2015	\$ 325,757,112	0.89%	\$ 36,601,922,697
2014	\$ 327,205,498	0.90%	\$ 36,356,166,444
2013	\$ 328,724,473	0.90%	\$ 36,524,941,444
Total Five Year Full Valuation			<u>\$ 185,418,621,663</u>
Five Year Average Full Valuation of Taxable Real Property			<u>\$ 37,083,724,333</u>
Constitutional Debt Limit (7% of Average Full Valuation)			<u>\$ 2,595,860,703</u>
Outstanding Indebtedness at December 31st			\$ 107,300,000
Less: Water Bonds			<u>25,688,278</u>
Net Indebtedness Subject to Debt Limit			<u>\$ 81,611,722</u>
Net Debt Contracting Margin			<u>\$ 2,514,248,981</u>
Percentage of Net Debt Contracting Margin Available			96.86%
Percentage of Net Debt Contracting Power Exhausted			3.14%

Town of Huntington Debt Information

Debt Service Forecast

The annual debt service requirements to maturity for the Town's general obligation bonds are as follows:

<u>Years Ending</u>	<u>Principal</u>	<u>Interest</u>	<u>Total</u>
2018	10,002,991	2,605,169	12,608,160
2019	9,662,673	2,588,888	12,251,561
2020	9,327,540	2,249,558	11,577,098
2021	8,769,926	1,933,449	10,703,375
2022	7,812,308	1,274,847	9,087,155
2023-2027	27,456,857	3,436,841	30,893,698
2028-2032	12,512,714	694,471	13,207,185
Totals	\$ 85,545,009	\$ 14,783,223	\$ 100,328,232

<u>Fund</u>	<u>Balance</u>			<u>Balance</u>
	<u>1/1/2017</u>	<u>Issued</u>	<u>Redeemed</u>	<u>12/31/2017</u>
General Fund	31,740,152	9,589,533	8,403,491	32,926,194
Town Outside Villages	1,866,587	300,000	148,963	2,017,624
Highway Fund	40,484,133	15,220,744	16,105,779	39,599,098
Sewer Districts	4,449,066	3,404,972	2,384,340	5,469,698
Street Lighting District	50,050	46,995	59,591	37,454
Refuse and Garbage District	1,592,827	376,665	407,844	1,561,648
Water District	4,070,304	1,331,090	1,468,101	3,933,293
Total General Obligation Bonds	84,253,119	30,269,999	28,978,109	85,545,009

Debt Service Capacity Calculations

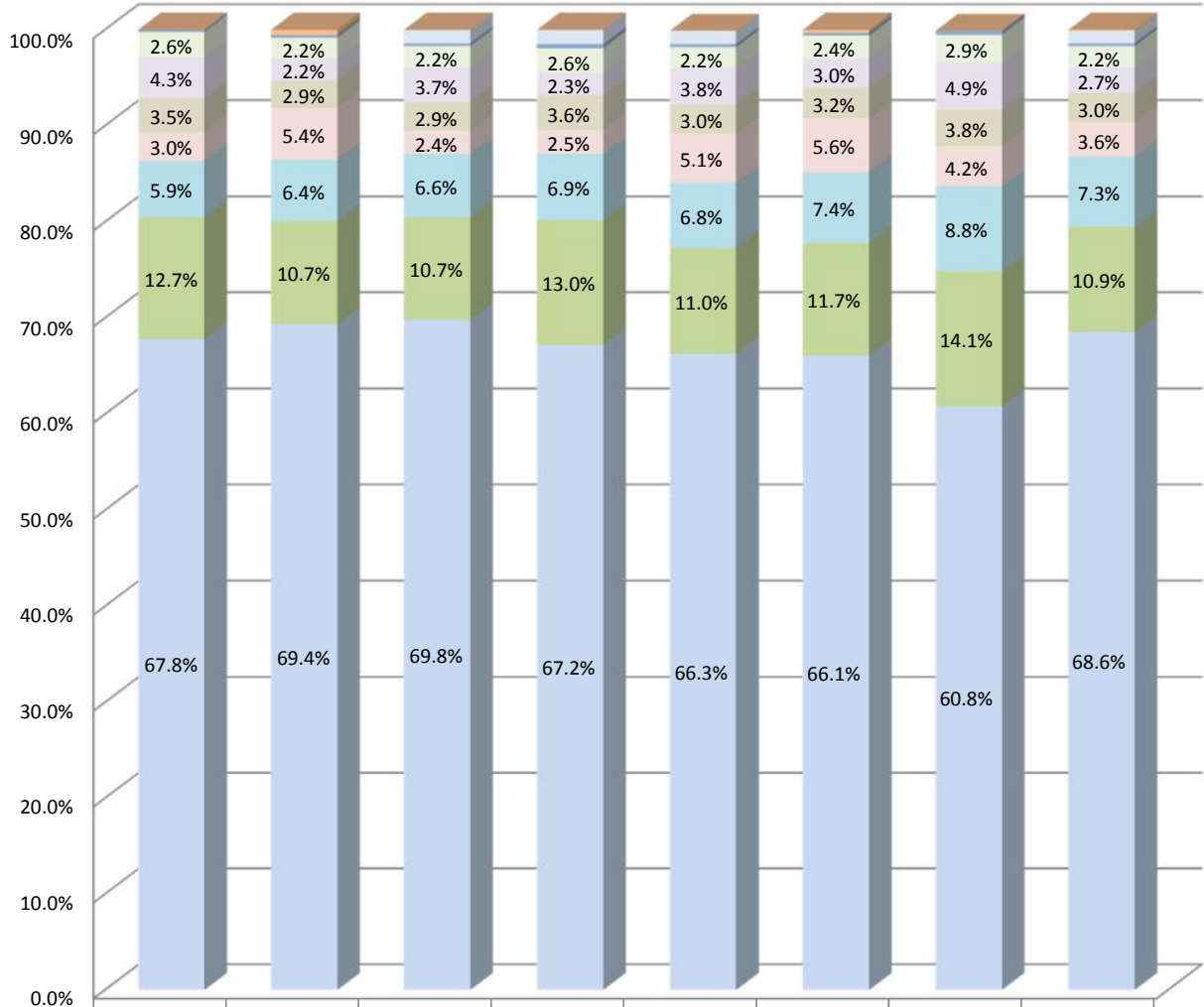
Debt Service in each fund cannot exceed 15% of the appropriations. The debt service in compliance with the Town's Debt Policy as follows:

<u>Fund</u>	<u>2018 Appropriations</u>	<u>2018 Budgeted Debt Service</u>
General	101,252,811	4,100,000
Highway	35,368,562	6,800,000
Consolidated Refuse	25,108,019	230,000
Part Town	11,102,479	231,000
Business Improvement District	186,505	-
Fire Protection	1,611,776	-
Street Lighting	3,937,024	11,800
Ambulance Districts	3,211,125	-
Sewer District	7,013,822	951,000
Water District	5,451,956	740,000
Total	194,244,079	13,063,800
Debt Service % of Appropriation		6.7%

Distribution of Taxes by School Districts



Distribution of Taxes by School District - 2016/2017



	Cold Spring Harbor	Commack	Elwood	Half Hollow Hills	Harborfields	Huntington	Northport	South Huntington
Ambulance	0.0%	0.6%	0.0%	0.0%	0.0%	0.3%	0.0%	0.3%
Water District	0.0%	0.0%	1.4%	1.6%	1.4%	0.0%	0.0%	1.3%
Lighting District	0.4%	0.3%	0.3%	0.4%	0.3%	0.3%	0.4%	0.3%
County	2.6%	2.2%	2.2%	2.6%	2.2%	2.4%	2.9%	2.2%
Fire District	4.3%	2.2%	3.7%	2.3%	3.8%	3.0%	4.9%	2.7%
Highway	3.5%	2.9%	2.9%	3.6%	3.0%	3.2%	3.8%	3.0%
Library	3.0%	5.4%	2.4%	2.5%	5.1%	5.6%	4.2%	3.6%
Town/Refuse/Open Space	5.9%	6.4%	6.6%	6.9%	6.8%	7.4%	8.8%	7.3%
Police	12.7%	10.7%	10.7%	13.0%	11.0%	11.7%	14.1%	10.9%
School	67.8%	69.4%	69.8%	67.2%	66.3%	66.1%	60.8%	68.6%

Exemption Impact Notice



TOWN OF HUNTINGTON

LOCAL GOVERNMENT EXEMPTION IMPACT REPORT

Taxing Jurisdiction: Town of Huntington – General Fund, Part Town and Highway

Date: June 26, 2017

Equalization Rate: .85%

Exemption Description	Statutory Authority	Total Exemptions
Senior Citizens Limited Income	NYS and Local law	1,771,550
Clergy	NYS Law	106,200
Home Improvements	NYS and Local law	418,999
Disabled Person with Limited Income	NYS and Local Law	115,630
Commercial	NYS Law	229,870
Taxable State Land	NYS Law	1,067,283
Veterans	NYS and Local law	7,913,869
Wholly Exempted (Non-Profit, Government, Schools, Parks, Churches, Fire Districts)	NYS laws	30,599,809
Agricultural & Miscellaneous	NYS and Local law	550,312
Volunteer Firefighters and EMT's	NYS and Local Law	303,370
	Total:	43,076,892

Financial Policies



Town of Huntington

Financial Policies

The Town of Huntington's financial policies below set forth the basic framework for the overall fiscal management of the Town. Budgets are adopted and financial statements are issued on the basis of generally accepted accounting principles (GAAP). These policies provide guidelines for sound financial management and establishes clear parameters for the operation of government that are reviewed annually. The Town complies with all Federal, State and Local laws and regulations for financial management and such laws have been incorporated into the Town's policies.

Fund Balance and Reserve Policy

1. Purpose

This policy establishes guidelines to maintain the General Fund unreserved, undesignated fund balance at a level sufficient to provide the required resources to meet unforeseen operating cost needs and to absorb fluctuations of revenue sources. Fund Balance is defined as the difference between a fund's assets and liabilities and is necessary for expenses related to emergencies, unexpected events and to enhance the Town's financial position and bond ratings. The financial community, and especially the credit rating agencies, attaches considerable importance to adequate fund balances and policies to monitor and manage those fund balances.

Town Law §107(1) permits municipalities to retain up to a reasonable amount of any remaining estimated unappropriated unreserved fund balance for each fund, consistent with prudent budgeting practices, necessary to ensure the orderly operation of its government and the continued provision of services.

The New York State Comptroller and the Government Finance Officer's Association ("GFOA") and the major credit rating agencies all recommend that governments adopt and adhere to a fund balance policy.

2. Policy

The Town Board will make all reasonable efforts to maintain an unreserved, undesignated fund balance in the General Fund at the end of each fiscal year equal to 10% of its total operating budget. Ten percent is prudent, reasonable and adequate to provide sufficient cash flow to offset certain volatile revenues and expenses and unexpected capital needs. The calculation will be based on the General Fund's Annual Operating Expenses exclusive of the Open Space Budgeted Expenditures.

The Town Board may, by resolution, appropriate funds from the fund balance that would result in reducing the balance below 10% for emergencies or other requirements that the Town Board believes is in the best interest of the Town. Subsequent to such appropriation, the Town would immediately begin the process of reducing expenditures or raising revenues in order to restore the unreserved fund balance to 10%. Such unreserved fund balance will be exclusive of any reserve funds maintained by the Town.

Undesignated, unreserved fund balance above 10% may be appropriated for the following purposes such as:

- A. Stabilizing subsequent year's property taxes.
- B. One-time capital expenditures.
- C. Emergencies caused by natural occurrences such as hurricanes or blizzards.
- D. Unforeseen operating expenditures.

The Town of Huntington has established a number of formal reserve funds for a variety of purposes pursuant to New York State General Municipal Law §6 ("GML"). The Town has established the following operating reserve accounts by Town Board resolution: Employee Benefit Reserve, Pension Contribution Reserve, Debt Reserve, Snow & Ice Reserve and a Judgment & Claims Reserve. These reserve funds can be utilized to smooth out future expense increases. The Town Board has established the following capital reserve accounts by resolution: Parks & Recreation Reserve, Technology Replacement Reserve and a Miscellaneous Capital Reserve that will be utilized for capital purchases.

Town Board Resolution pursuant to GML must establish all reserve accounts and Town Board resolutions are required to spend money from these reserve accounts.

3. Procedures

The Department of Audit & Control will be responsible for reviewing, monitoring and projecting fund balances and reserves on a regular basis throughout the year. Fund Balance and reserve projections will be revised and reported on each Tri-Sectional report issued during the year.

Budget Policy

1. Purpose

This policy establishes guidelines to develop, prepare and maintain the Town's annual budget and to promote sound fiscal planning based on comprehensive historical and current economic data.

2. Policy

A. Balanced Budget

The Town shall prepare an itemized annual operating budget for each fund. The annual operating budget will be balanced with current revenues equal to or greater than current expenditures. In any fund in which expenditures exceed revenue, fund balance and reserve balances may be used to meet shortfalls to the extent available. The annual operating budget process and format shall be performance based and focused on goals, objectives and performance indicators.

In accordance with Section 106 of Town Law, a preliminary budget must be submitted to the Town Clerk on or before September 30th of each year. The content of the preliminary budget shall be in the format prescribed by the State Comptroller in accordance with Section 107 of Town Law. The Town Board adopts an annual budget for each fund based on budget requests submitted by each Department Director who have accurately identified and justified their fiscal needs as part of the annual budget process. A notice of hearing that states the time and date where the public hearing will be held, the purpose thereof must be posted no later than five days before the day of the hearing. The budget must be adopted by resolution of the Town Board no later than November 20th of each year.

B. Operating Budget Transfers

Budget transfers are a useful and necessary management tool that permits reallocation of funds within the budget in order to respond to changing circumstances, unanticipated needs and price increases.

Department Directors are authorized to request the Comptroller to transfer operating budget appropriations from one line item to another within the same fund.

Department Directors are not authorized to request transfers from full-time salaries, part-time salaries, benefits, or utilities.

The Comptroller, after reviewing the necessity of the transfer and will insure the funds are available, is authorized to complete transfers in the operating budget of up to \$5,000 from one line item to another.

Town Board approval is required for transfers of \$5,000 or more in the operating budget except for year-end transfers that are required to close the Town's accounting records. Year-end transfers require the Comptroller's electronic approval.

C. Capital Budget Transfers

Department Directors are authorized to request the Comptroller to transfer Capital Budget appropriations from one object code to another for the same project.

The Comptroller, after reviewing the necessity of each transfer and that the funds are available, is authorized to complete transfers from one object code to another for the same project or purpose.

The Comptroller is authorized to transfer up to \$20,000 of remaining Capital Budget appropriations for completed projects funded with the Town's reserves to other projects requiring funding. Remaining balances will be returned to the original funding source.

Any portion of bond proceeds, inclusive of premiums, that is not expended for the purpose for which the bond was issued must be applied only to the payment of the principal and interest on such obligations respectively and cannot be transferred to a different project in accordance with Section 165.00 of the Local Finance Law.

D. Budget Amendments

Amendments to the Town's adopted operating budget require an approval by Town Board resolution and the Comptroller's electronic approval.

E. Personal Services Budget

The Comptroller will eliminate all full-time positions from the adopted budget when vacated and transfer budget balances created by such vacancies to the general contingency account for each fund. Part time positions will not be transferred to contingency and do not require reinstatement.

An approval by Town Board resolution amending the operational budget is required to reinstate vacant positions, to abolish, create and upgrade positions.

3. Procedures

A. Budget Development Calendar

Annual budget preparation for the ensuing fiscal year is performed in accordance with Section 106 of Town Law as follows:

<u>Months</u>	<u>Action</u>
January to April	<ul style="list-style-type: none">• Comptroller closes the books on the prior fiscal year
May	<ul style="list-style-type: none">• Issuance of Comprehensive Annual Financial Report (CAFR)• Submit CAFR to GFOA
June	<ul style="list-style-type: none">• Budget preparation for the ensuing fiscal year begins• Budget materials distributed to Town Departments
July to August	<ul style="list-style-type: none">• Town Departments budget submissions are evaluated• Supervisor and Comptroller review budget submissions with the Department Heads.
September	<ul style="list-style-type: none">• Town Supervisor submits Preliminary Budget to the Town Board and files with the Town Clerk no later than September 20th
October	<ul style="list-style-type: none">• Town Board holds public hearings and reviews preliminary budget for ensuing fiscal year
November	<ul style="list-style-type: none">• Town Board adopts budget for ensuing year no later than November 20

B. Budget Transfer Requests

For internal control purposes, budget transfers of \$5,000 or less require the following approval process:

All transfer requests must be entered electronically into the accounting software by the requester. Department Director or Assistant Department Director must approve the transfer by releasing the transfer electronically.

The Comptroller or the Deputy Comptroller must approve each transfer by releasing the transfer electronically.

Budget transfer requests of more than \$5,000 require an approved Town Board resolution:

1. Department Directors must submit a draft resolution and sponsor's memo for budget transfers of more than \$5,000 to the Comptroller for fiscal review and to the Supervisor's office for inclusion on the Town Board Agenda.
2. Upon Town Board approval, the Comptroller's office will enter the transfer electronically, release and post it in accordance with the approved resolution.

C. Personal Services Budget

Full time positions require an approved Town Board resolution:

1. Department Directors must submit a request to reinstate, abolish and create positions within their department to the Comptroller's Office.
2. The Comptroller will submit a draft resolution to the Supervisor's Office for inclusion on the Town Board Agenda for each full time position to be reinstated, abolished or created.
3. Upon Town Board approval, the Department Director may submit an Employee Action Form (EAF) to the Comptroller.
4. The approved EAF will be submitted to the Supervisor's Office for final approval.
5. The Supervisor will submit the approved EAF to Personnel for processing.

D. Post Budget Adoption Monitoring

Department Directors are responsible for effectively monitoring their operations to ensure that actual results meet budget expectations. Department Directors should immediately take all necessary actions to address and remedy negative budget variances, including requesting budget transfers.

The Comptroller's office will meet with all Department Heads and perform a comprehensive review of the budget on a quarterly basis.

Tri-Sectional Budget reports are issued by the Comptroller's Office quarterly reporting variances to the adopted budget.

Investment Policy

1. Purpose

This policy establishes guidelines for investing, monitoring and reporting Town of Huntington funds while maximizing the return on the taxpayer dollar being entrusted to its care. This policy applies to all moneys and other financial resources available for investment on its own behalf or on behalf of any other entity associated with the Town which it has oversight authority. The basic objectives of this policy is to conform investments to all applicable federal, state and other legal requirements, schedule investments to meet the Town's cash requirements, timely deposit of funds, invest surplus funds to maximize returns as allowed by law and minimize risk.

Authority

The Town Supervisor (Chief Fiscal Officer) has delegated responsibility for administration of the investment program to the Director of Audit and Control/Comptroller who has established procedures for the operation of the investment program consistent with this policy. Such procedures include a strict internal control structure to provide a satisfactory level of accountability based on records incorporating description and amounts of investments, transaction dates, and other relevant information, and to regulate the activities of subordinate employees.

The primary State statutes that establish the legal authority governing the deposit and investment of public monies are:

General Municipal Law:

§10 – Deposits of Money

§11 – Temporary Investments

§39 – Investment Policies for Local Governments

Art. 5G – Municipal Cooperation

Banking Law:

§107-a – Security for Public Deposits

2. Policy

Investment Types:

Pursuant to General Municipal Law §11, the Town of Huntington is authorized to invest monies not required for immediate expenditure for terms not to exceed its projected cash flow needs limited to the following types of investments:

- A. Time deposit accounts (NOW and Money Market) that are fully collateralized in a bank authorized by the Town Board to do business with the Town.
- B. Certificates of Deposit that are fully collateralized and issued by a bank authorized by the Town Board to do business with the Town.
- C. Obligations of the United States of America
- D. Obligations of the State of New York
- E. Obligations guaranteed by agencies of the United States of America where the payment of principal and interest are guaranteed by the United States of America
- F. Repurchase agreements are authorized subject to the following restrictions:
 1. All repurchase agreements must be subject to a Master Repurchase Agreement.
 2. Trading partners are limited to banks or trust companies authorized to do business in New York State and primary reporting dealers.
 3. Obligations are limited to obligations of the United States of America and obligations of agencies of the United States of America where principal and interest are guaranteed by the United States of America.
 4. No substitution of securities will be allowed.
 5. The custodian shall be a party other than the trading partner.

All investments shall be redeemable at the option of the Town of Huntington within such times as the proceeds will be needed to meet expenditures for purposes that the monies were provided and, in the case of obligations purchased with the proceeds of serial bonds or notes, shall be payable or redeemable at the option of the Town of Huntington within two years of the date of purchase.

Diversification:

It is the policy of the Town of Huntington to diversify its deposits and investments by financial institution when appropriate, by investment instrument and by maturity scheduling in the best interest of the Town.

Arbitrage and Derivatives:

The Town cannot issue bonds to borrow at a low interest rate and invest at a higher interest rate. The Town will comply with the New York State Comptroller's position that borrowing for the sole

purpose of investing is contrary to public policy and an abuse of the tax-exempt feature of local government borrowings.

The Town of Huntington does not and will not engage in the use of any derivative products.

Internal Controls:

The Town of Huntington has established and maintains an internal control structure to provide reasonable but not absolute assurance that all deposits and investments are safeguarded against loss. These transactions are executed in accordance with management's authorization and recorded properly and are managed in compliance with applicable laws and regulations.

Designation of Depositories:

Authorized financial institutions and the appropriate limits that can be made with each financial institution must be approved by a Town Board resolution. All financial institutions must be authorized to do business within the State of New York. All financial institutions with which the Town of Huntington conducts business must be credit worthy.

All banks doing business with the Town do so on a free service charge basis (except for paying agent fees for debt service). In addition, the Town uses an electronic cash management system to wire monies to various town accounts and to make payments. These wires are free of service charges and meet the State's objective of minimizing service charges.

All banks doing business with the Town must collateralize all amounts held by them in excess of the Federal Deposit Insurance Act (FDIC) amount.

Collateralizing of Deposits:

In accordance with General Municipal Law §10 all deposits of the Town of Huntington, including certificates of deposit, in excess of the amount insured under the provision of the Federal Deposit Insurance Act shall be secured:

- A. As provided by GML §10, a pledge of "eligible securities having in the aggregate a market value at least equal to the aggregate amount of public deposits" from the categories designated as follows:
 - 1. Obligations issued, or fully insured or guaranteed as to the payment of principal and interest, by the United States of America, an agency thereof or a United States government sponsored corporation.
 - 2. Obligations partially insured or guaranteed by any agency of the United States of America, at a proportion of the Market Value of the obligation that represents the amount of the insurance or guaranty.
 - 3. Obligations issued or fully insured or guaranteed by the State of New York, obligations issued by a municipal corporation, school district or district corporation of New York or obligations of any public benefit corporation, which under a specific State statute may be accepted as security for a deposit of public monies.
 - 4. Obligations issued by states other than New York of the United States rated in one of the three highest rating categories by at least one nationally recognized statistical rating organization.
 - 5. Eligible surety bond payable to the Town of Huntington executed by an insurance company authorized to do business in New York State, whose claims paying ability

is rated in the highest rating category by at least two nationally recognized statistical rating organizations.

6. Commercial paper and/or bankers acceptances issued by a bank (other than the bank with which the money is deposited) rated in the highest short-term category by at least one nationally recognized statistical rating organization and having maturities of not longer than sixty days from the date they are pledged.
 - B. Irrevocable letter of credit in the amount of 140% of the aggregate total of deposits issued in favor of the local government by a bank whose commercial paper/unsecured short-term debt is rated in one of the three highest rating categories by at least one nationally recognized statistical rating organization.
 - C. Irrevocable letter of credit in the amount of 100% of the aggregate total of public deposits issued in favor of the local government by a Federal Home Loan Bank whose commercial paper/unsecured short-term debt is rated in one of the three highest rating categories by at least one nationally recognized statistical rating organization.

Eligible securities used for collateralizing deposits shall be held by the depository and/or a third party bank or trust subject to security and custodial agreements. The security agreement shall provide that the eligible securities are being pledged to secure Town of Huntington deposits and state any agreed upon interest or costs. It shall also provide the conditions under which the securities may be sold, presented for payment, substituted or released and the events that will enable the local government to exercise its rights against the pledged securities.

Collateral is monitored by the Comptroller's Office, a division of the Department of Audit and Control.

3. Procedures

The Director of Audit & Control/Comptroller is responsible for evaluating the financial position and maintaining a list of proposed depositories, trading partners and custodians. Banks shall provide their most recent Consolidated Report of Condition (Call Report) at the request of the Town of Huntington. Security dealers not affiliated with the bank shall be required to be classified as reporting dealers affiliated with the New York Federal Reserve Bank, as a primary broker-dealers. Such listing shall be evaluated on an ongoing basis.

Cash Flow:

All bank balances are confirmed daily and a bank balance schedule is prepared showing both the balances in depositories and investments currently held, with their respective maturity dates.

The bank balance schedule is then expanded into a cash flow projection schedule. The balances are used as a guide to which anticipated revenues are added and expected disbursements are subtracted.

Unanticipated revenues or disbursements affect investments and the balances are adjusted accordingly. Additional input may be solicited from various departments with direct knowledge of particular revenues and disbursements as seasonal revenues and disbursements must be considered to maximize the Town's investments.

Available balances are used as the fiscal year draws to a close, a sufficient level of cash in money market or "NOW" checking accounts must be maintained to meet the operating needs of the Town.

Purchase of Investments:

The Director of Audit & Control/Comptroller is authorized to contract for the purchase of investments and an investment schedule is maintained on a weekly basis and reconciled to investment statements:

- A. Directly, including through a repurchase agreement, from an authorized trading partner.
- B. By participating in a cooperative investment program with another authorized governmental entity pursuant to Article 5G of the General Municipal Law where such program meets all the requirements set forth in the Office of the State Comptroller Opinion No. 88-46 and the specific program has been authorized by the governing board.
- C. By utilizing an ongoing investment program with an authorized trading partner pursuant to a contract authorized by the governing board.

Certificate of Deposit:

When CD's are purchased, a determination is made regarding the amount and the length of time for which the investment will be made.

In order to determine current market rates, rate quotations are obtained from at least three banks authorized to do business with the Town of Huntington.

Funds are generally invested with the bank paying the highest rate of interest, providing that there is sufficient collateral pledged to cover the investment.

A bid sheet is prepared containing the total amount of the investment as well as the individual component parts. A bank can bid on either the total or on any combination of pieces. The bid sheet states the issue date, maturity date, number of days until maturity and date and time the bid is to be received. The banks being canvassed are checked off and the person making the bid for the bank is noted.

Bids received are entered on the bid sheet exactly as received and the winning bid is highlighted.

The bank to which the CD is being awarded is called to confirm the bid. Information as to their cover or spread and other bids are given verbally. All other participants in the bid are then called with the results. A follow up copy of the bid sheet is sent to each participant in the bidding process.

Electronically transmitted wire transfers are used to transfer money to the winning bank. This is done on a fee-waived basis and confirmed in writing to both the bank transferring the money and the bank receiving the wire transfer.

While principal is rolled over from one investment to the next, interest is always returned on the maturity date to the fund investing the money based on its percentage of participation.

Journal entries are set up to record any adjustments to the temporary investment account resulting from the CD transaction and verified.

Upon maturity or roll over, principal and interest is returned to the originating fund. Follow up debit and credit memos are attached to the CD bid sheet and filed.

Repurchase Agreements:

A repurchase agreement (REPO) is a transaction in which a local government purchases authorized securities from a trading partner. Simultaneously the local government agrees to resell and the trading partner agrees to repurchase the securities at a future date. The Town of Huntington agrees upon prices and dates for the sale and resale at the time of the initial purchase. The securities purchased under a repurchase agreement are limited to federal securities authorized by General Municipal Law §11. The purchase price shall be the present market value plus any accrued interest not reflected in the market value of the securities as opposed to the face value. The Town of Huntington will only invest in repurchase agreements to buy and sell securities and shall not be the Town's main investment.

A repurchase agreement shall comply with the following requirements:

- A. The securities, unless registered or inscribed in the name of the Town of Huntington, are purchased through banks or trust companies authorized to do business in the State of New York.
- B. After ascertaining which bank will give the most favorable rate of interest, directs the custodial bank to purchase specified securities from a designated institution. The custodial bank is the bank or trust company that acts for the Town of Huntington in connection with repurchase agreements involving the investment of funds by the Town of Huntington. The custodial bank shall not be the seller of securities to the Town of Huntington.
- C. A custodial bank must be a member of the Federal Reserve Bank or maintain accounts with member banks. Usually, U.S. government securities are maintained in book-entry form in the computer system of one of the Federal Reserve Banks. All transfers of book-entry securities must be accomplished on a Reserve Bank computer record through a member of the Federal Reserve System. These securities must be credited to the Town of Huntington on the records of the custodial bank and the transaction must be confirmed in writing to the Town of Huntington by the custodial bank.
- D. Trading partners are limited to banks or trust companies authorized to do business in New York State or to registered primary reporting dealers.
- E. The Town of Huntington must have a written master repurchase agreement that outlines the basic responsibilities and liabilities of the Town of Huntington (buyer), seller and custodial bank.
- F. Agreements may be made for short periods of time, generally 1 to 14 days, and not exceed 30 days. Other more appropriate investments will be used for longer periods.
- G. Specific guidelines regarding margin maintenance have been established. Generally, the Town of Huntington will require a 1% - 2% margin requirement, meaning the security will have collateralization of 101% - 102% or more.
- H. The custodial bank then takes delivery of and maintains the securities in its custody for the account of the Town of Huntington and confirms the transaction in writing.

- I. The custodial bank shall take possession of the securities exclusively for the local government; that the securities are free of any claims against the trading partner; and any claims by the custodian are subordinate to the Town of Huntington's claim to rights to those securities.
- J. The obligations purchased by the Town of Huntington may only be sold or presented for redemption or payment by the fiscal agent bank or trust company holding the obligations upon the written instruction of the Town of Huntington.
- K. No substitution of securities is allowed.

Debt Management Policy

1. Purpose

This policy establishes the parameters for issuing debt as a low cost source of capital while striving to minimize the Town's debt service and issuance costs. Defining debt limits, retaining the highest practical credit rating, meeting or exceeding all financial disclosure and reporting requirements are guidelines set forth in this policy. This policy applies to all general obligation debt issued by the Town of Huntington, debt guaranteed by the Town, and any other forms of obligation of indebtedness. Adherence to a debt management policy helps to ensure that government maintains a sound debt position and that credit quality is protected.

2. Policy

Debt will be issued to finance significant capital construction and renovation projects, land and building acquisitions and capitalizable equipment purchases when pay-as-you-go options such as capital grants, contributions from other governments or reserve and fund balances are not available or sufficient. Debt issuance will not be used to finance current operations or normal maintenance.

The Town of Huntington will manage its debt and sustain its financial position in order to seek and maintain the highest credit ratings possible for all categories of short- and long-term General Obligation debt that can be achieved without compromising delivery of basic Town services and achievement of Town policy objectives.

In addition to long-term debt obligations, short-term obligations (such as bond anticipation notes) may be issued to finance projects or portions of projects or to provide interim financing for projects for which the Town may ultimately intend to issue long-term debt.

Debt will be structured as follows:

- A. Net cost to the Town will be minimized given market conditions and the urgency of the capital project.
- B. Debt will be issued for the shortest period consistent with a fair allocation of costs to current and future beneficiaries or users.
- C. Debt will not be issued for periods exceeding the useful life or average useful lives of the project or projects to be financed, pursuant to applicable law and as recommended by the Town's Bond Counsel and Financial Advisor.
- D. Outstanding debt must be kept within the limits prescribed by Local Finance Law Section 104 (7% of average full valuation of taxable real estate) and at levels consistent

with its creditworthiness objectives. Currently full valuation is approximately \$42.2 billion. This allows for total bonded debt of \$3.0 billion.

- E. Debt service expenditures will be limited and supported by local real property taxes to no more than 15% of the aggregate budgetary appropriations in any given year in order to maintain appropriate budgetary controls and to prevent imposing excessive burdens on taxpayers of the Town.
- F. Payment of overall debt service will be budgeted and paid when due in order to maintain the highest possible credit rating to the extent possible.
- G. Annual capital debt will be issued through a competitive bidding process in order to achieve the lowest cost and most favorable terms given the financial structure and market conditions. Bond refinancing and/or revenue debt is not subject to the competitive bidding process.
- H. Debt will be issued in the best interest of the Town and its citizens, ensuring that actions within the Town Board's control are prudent and beneficial.

Use of Bond and Note Proceeds

Bond and note proceeds shall be used only for the purpose for which the bonds were authorized by the Town Board, pursuant to the applicable bond resolution. All bond-financed projects will be reviewed continuously for compliance with applicable laws regarding use of proceeds, including provisions of the Internal Revenue Code of 1986, as amended, and the Regulations promulgated thereunder (the "Code") relating to the private use of bond-financed facilities.

Arbitrage Rebate

The Town will comply with all arbitrage rebate requirements as established by the Code. Arbitrage will be calculated at the end of each applicable period, pursuant to the Code and any arbitrage interest earned on the investment of bond or installment purchase proceeds will be reserved to any tax, interest or penalties due. Any such tax, interest, penalties or other amounts due shall be paid in accordance with applicable provisions of the Code and the advice of the Town's Bond Counsel.

3. Procedures

Debt Issuance Approval

To enhance creditworthiness and provide prudent financial planning, the Town Board will adopt a five-year Capital Budget annually. Significant capital projects that do not have sufficient funding will be funded through the issuance of debt.

Certain bond resolutions (e.g., under current law, those providing for a maximum maturity in excess of five years) are subject to a permissive referendum. Bond resolutions authorizing the issuance of debt to finance improvements for Special Districts are subject to a public hearing and other proceedings under existing provisions of the Town Law and such Special District bond resolutions are not subject to a permissive referendum. Certain bond resolutions may be subjected to a mandatory referendum on the Town Board's motion, under existing law. In general, bond resolutions must be adopted by at least a two-thirds majority vote of the entire membership of the Town Board (regardless of any temporary vacancies on the Town Board). However, for bond resolutions subject to a mandatory referendum, a three-fifths majority vote is sufficient.

Debt Issuance:

The Town will retain an external financial advisor selected by the Town Board who will issue the official statements, provide financial guidance and conduct the competitive bid process. The utilization of the financial advisor for particular bond sale will be at the discretion of the Town Board on a case-by-case basis and pursuant to the financial advisory services contract. The selection process for financial advisors will require comprehensive municipal debt experience, experience with diverse financial structuring requirements and pricing of municipal securities.

The Town will seek the highest rating possible from at least one rating agency for each debt issue in accordance with the financial advisor's recommendations. In order to achieve the highest rating possible, the Town will provide complete and accurate financial information to rating agencies, institutional and individual investors. The Town will meet secondary disclosure requirements on a timely and comprehensive basis.

The Town will retain external bond counsel for all debt issues. All debt issued by the Town will include a written opinion by bond counsel affirming that the Town is authorized to issue the debt, stating that the Town has met all state constitutional and statutory requirements necessary for issuance, and determining the debt's federal income tax status. Bond counsel will be selected by the Town Board and shall coordinate efforts with the Town Comptroller for the preparation of bond authorizations.

Capital Asset Policy

1. Purpose

This policy establishes guidelines to capitalize and depreciate long-term assets in compliance with Government Accounting Standards Board (GASB) Statement No. 34 and GAAFR (Government Accounting, Auditing and Financial Reporting). The recording of capital assets is required to provide control of and accountability of capital assets, provide a record for insurance valuation and to provide a basis for a capital replacement plan.

2. Policy

Capital assets are inventoried, safeguarded, maintained, and controlled. A Capital Asset is an asset that has an initial life extending beyond one reporting period. Capital assets of \$5,000 or more will be depreciated over the useful life of the asset and those between \$500 and \$5,000 will be expensed but recorded in the inventory system. All Capital Assets must be tagged to facilitate the tracking of all assets. The Comptroller maintains accountability over all tangible asset records and such records will be verified by a physical inventory by each department once a year.

3. Procedures

A. Internal Controls

1. Capital asset responsibilities must be distributed among several positions to maintain and control assets. Each department must have procedures in place to adequately safeguard assets from loss, waste or misuse.
2. The Town Comptroller has the custodial and supervisory duties of the capital asset system and designates one staff member in Audit and Control as the Capital Asset Manager. The Capital Asset Manager receives all invoices for the purchase of capital

assets and creates an asset in the inventory system. An asset tag is assigned and recorded in the inventory system. The tags are sent to the department who purchased and/or received the asset. The receiving department affixes the tag to the asset.

3. Each department will receive a list of their current inventory and will be required to confirm the list to their physical assets annually and provide any changes to the Internal Auditor. The Internal Auditor will perform periodic physical inventories and will resolve any discrepancies.

B. Asset Valuation

1. Capital assets- including infrastructure are reported at historical cost or fair market value on the date of donation, including ancillary charges to place the asset in its intended location, installation and capitalized interest, net of depreciation. If the cost is not available, an estimate may be used to record the capital asset. All costs should be documented, including methods and sources used to establish estimated costs.
2. Self-constructed Assets- All direct costs including Town labor associated with the construction project that meets the capitalization criteria of over \$5,000 is included in the cost of the asset.
3. Donated Assets- Assets acquired by gift, donation or payment of a nominal sum not reflective of the asset's market value shall be assigned cost equal to the fair market value at the time of acquisition. Fair market value represents the price actually given in current market dealings.
4. Asset System – Many assets consist of multiple components that make up the asset. This is particularly true for Personal Computer systems. The Town of Huntington has decided to value all Personal Computers as a system (CPU plus monitor). A system has the following characteristics:
 - a. Consists of multiple property sub-units which function together as a single unit.
 - b. Individual sub-unit costs are generally not significant in comparison to the total cost of the entire system.
 - c. Normally, individual sub-units would not meet the capitalization criteria. The grouping as a whole, however, qualifies as a Controlled Asset (\$500 acquisition cost).
 - d. When a sub-unit is replaced, it generally does not extend the life of the larger asset. Therefore, replacement would generally be treated as maintenance expense.
 - e. Each sub-unit is integrated and configured in such a way as to make identification of individual components difficult. Therefore, it is impractical to tag, track, and inventory each sub-unit.

C. Asset Classification

There are three types of capital assets that are maintained in the Town's asset inventory system:

1. Depreciable Capital Assets- Capital assets that benefits more than one fiscal period with a cost of \$5,000 or greater.
2. Non-Depreciable Capital Assets- Capital assets that benefit more than one fiscal period with a cost of more than \$500 but less than \$5,000. Land is considered a non-depreciable capital asset at any cost.
3. Depreciable Intangible Capital Assets- Identifiable assets that cannot be seen, touched or physically present that benefits more than one fiscal period with a cost of \$5,000 or greater such as computer software, patents or copyrights.

Capital assets are classified in one of the following categories:

1. Land- Expenditures for the contracted cost of the land purchase and related expenses such as closing costs, broker's commission, legal fees for examining and recording ownership, cost of ownership guarantee insurance policies, cost of real estate surveys, cost of razing old buildings, structures or other improvements acquired with the property, draining, clearing, landscaping, land filling, and grading costs. **Excluded** are fees for ownership searches, expenditures in connection with disposal of refuse, costs of utility easements, and repairs to other improvements.
2. Building and Building Improvements- Expenditures for the purchase price of acquiring an existing building, contracted construction of permanent structures not including land. Expenses incurred in remodeling, reconditioning, or altering a purchased building to make it suitable for the purpose for which it was acquired, cost of excavation, grading or filling of land as part of the construction of a specific building; expenses incurred for the preparation of plans, specifications, blueprints, etc., cost of building permits, architects' and engineers' fees for design and supervision, other costs such as temporary buildings used during the construction period that are not moveable or reusable and are razed at the end of construction. Other depreciable building expenditures include but are not limited to shelving, bleachers, bathroom accessories, carpet, plumbing, sprinkler, heating, ventilating, and air conditioning systems, emergency generator systems for building support, built in public address systems, intrusion alarm systems, fire alarm systems, and emergency lighting systems. **Excluded** are extraordinary costs that are merely incidental to the erection of the building (e.g., those due to strike, flood, fire, or other casualty), and the cost of abandoned construction. If a building is purchased, an allocation must be made between the land, improvements other than buildings, and the buildings.
3. Land Improvements- Expenditures for acquiring improvements, to land or property, whether a building exists or not, including paving, fencing, playground, tennis courts, concrete walks and steps, outside lighting, outside plumbing, irrigation systems, signs, flagpoles, outdoor bleachers, miscellaneous sheds, ball diamonds, swimming pools, retaining walls, fountains

and memorials. The amount to be capitalized is the actual dollar cost of installation or acquisition of these assets at the acquisition date, including any labor and installation fees.

4. Machinery and Equipment- Expenditures related to the acquisition of vehicles and equipment including freight and storage charges, installation costs, and costs for testing and preparation for use. All costs incurred after acquisition but prior to placing in service such as installation of ancillary equipment like communication devices and painting/application of logos and signage to make a fixed asset ready for use should be capitalized as part of the cost of the asset. **Excluded** is any trade in allowance.
5. Construction in Progress- Expenditures for construction work project, but not yet completed. As construction progresses, the cumulative expenditures are capitalized as Construction in Progress (CIP). Upon completion of the capital asset, the balance in the Construction in Progress account is transferred to the appropriate account (buildings, machinery & equipment, etc). Projects that have not reached 100% completion will continue to be tracked as Construction in Progress. Interest cost incurred during the construction period is subject to capitalization as part of the cost of construction when conditions identified by FASB-34 – Capitalization of Interest Costs exist (for Proprietary funds only).
6. Infrastructure- Expenditures for construction of major renovation to long-lived capital assets that are normally stationary in nature and can be preserved for a significantly greater number of years than most capital assets. These include roadways, bridges, drainage systems and the cost of associated demolition.

D. Other Assets

1. Capital Leases – The National Council on Governmental Accounting (NCGA) requires that a lease agreement that satisfies the criteria established by FASB-13 be capitalized. FASB-13 states that non-cancelable leases that meet **ANY ONE** of the following criteria must be capitalized:
 - a. The lease transfers ownership of the property to the lessee at the end of the lease term
 - b. The lease contains a bargain purchase option
 - c. The lease term is equal to 75% or more of the estimated economic life of the leased property
 - d. The present value of the minimum lease payments at the inception of the lease equals at least 90% of the fair value of the leased property.
2. Repairs, Improvements or Betterments – Major repairs are expenditures that increase the future service potential of the asset. If a major repair will extend the life of the

asset several years it should be handled as an improvement. If the expenditure is a replacement, a retirement must be made to the items being replaced, **only** if the replacement substantially increases the value, the capacity/capability, or useful life of an asset system. Otherwise, the replacement is treated as a maintenance expense. This includes both a reduction in Historical Cost and Accumulated Depreciation. Expenditures to repair and maintain a fixed asset in efficient operating condition without extending the asset's normal accounting life should be expensed.

E. Departmental Responsibilities and Asset Acquisition Procedures

Departments will be responsible for purchasing capital assets, tracking the assets under their custody and disposing of assets in accordance with this policy. Department Heads or a designated representative will assign and advise the Capital Asset Manager of the individual(s) to be designated as the asset custodian(s), who will have the responsibility for the maintenance of the assets in that department.

Departments are responsible for:

1. Safeguarding and maintaining control over all assets in their custody.
2. Maintaining up-to-date records on asset property including the description, user, location, tag number, purchase order number, purchased cost and, if applicable, Grant number.
3. Attaching identification tags to asset property.
4. Returning the completed Fixed Asset Record Form to the Capital Asset Manager.
5. Notifying the Capital Asset Manager in the event that an asset is added, transferred, moved or sold.
6. Notifying the Capital Asset Manager when surplus assets are identified for disposal.
7. Supplying the Inventory Capital Asset Manager with appropriate police reports, if assets have been stolen.
8. Properly dispose of any assets that are no longer operable.
9. Designate surplus assets and notify the Purchasing Director for auction.
10. Conduct departmental physical inventories and audit on a periodic basis but no less than once per year.

F. Asset Acquisitions

Requisitions and purchase orders for Capital Assets are acquired in accordance with the Town's procurement procedures as outlined below:

1. The Department will electronically enter a purchase requisition. Acquisitions are appropriated against the approved budget line based on the object code as shown in Exhibit A.

2. The Purchasing department will review and confirm all requisition details and issue a purchase order to the vendor.
3. Upon receipt and acceptance of the ordered item, the Department sends the voucher copy of the purchase order and the invoice to Audit & Control for processing payment.
4. A Capital Asset form is prepared and submitted with the invoices for all assets with a cost basis of \$500 or more and charged to an object code beginning with a 2 (See Exhibit A). The Capital Asset form must include all asset information including the description of the asset, serial number, original cost and other related account/funding information. (See Exhibit B).
5. Audit & Control will record the asset in the inventory system and assign an asset tag number to the asset. The tag will be sent to the appropriate Asset Custodian.
6. The Asset Custodian will be responsible for placing the inventory tag on the equipment in a safe and conspicuous location (**NOTE: Vehicles should have the bar code tag applied inside of the glove compartment**). Unused identification tags must be returned to the Inventory Control Supervisor along with a memo explaining why the tag was not used.

G. Audit & Control Responsibilities and Procedures

Audit & Control Department is responsible to:

1. Maintain the centralized database records regarding identified asset property, which the Town has in its possession.
2. Identify all requisitions, including change orders, for assets under the scope of this procedure and record asset information in the inventory system.
3. Track and control assets and assign identification tags.
4. Schedule and provide assistance in periodic departmental audits.
5. Ensure that the policy, procedures, guidelines, and regulations governing equipment under inventory control management are followed.
6. Conduct periodic audits and physical inventories of all Town assets.
7. Provide property management reports of all assets exceeding \$500 to department heads, Comptroller and the Town Board.
8. Report any unresolved discrepancies in departmental asset property records to the Town Board.
9. Provide an annual report of all assets exceeding \$5,000 in purchase cost to the auditors.

H. Transfer of an Asset

When an asset is transferred from one department to another, the original department is responsible for notifying the Capital Asset Manager of the transfer using the Capital Asset Record Form. All transfers must include both sending and receiving Department Director approval. Assets will keep the original tag; custodial responsibility will be updated on the Asset Record. Notification will include all necessary information as shown on the Capital Asset record Form in Exhibit A.

I. Retirement of an Asset

Assets under this procedure that have been identified for disposal by a custodial department and confirmed by the Capital Asset Manager will be disposed of according to the procedure allowed under New York State law. **NO PROPERTY SHALL BE DISPOSED OF WITHOUT THE KNOWLEDGE AND WRITTEN APPROVAL OF THE CAPITAL ASSET MANAGER.**

No property with intrinsic value may be sold, disposed of or given to any person or organization without specific approval of the Town Board. Property to be disposed of may be offered for trade-in on new purchases, destroyed and disposed of, sold by sealed bid or auctioned. Property may be transferred between departments by mutual department head agreement and or by Town Board resolution. Each department will be responsible, for the movement and the disposition of asset property in its custodial care. The custodial department will incur all costs associated with asset property disposal.

Department Directors are responsible for notifying the Capital Asset Manager of the retirement of an asset. Notification will include all necessary information on the Capital Asset Record Form, including stolen (police report), destroyed (department head approval), lost (written explanation), trade-in information. When multiple assets of the same kind and value are retired, a list of asset tag numbers may be attached to the Capital Asset Record Form and "See Attached List" must be written in the Town Fixed Asset ID Number field.

J. Depreciation

Both Generally Accepted Accounting Principles (GAAP) and GASB Statement No. 34 require that capital assets be depreciated. Depreciation is the systematic and rational allocation of the historical cost of a capital asset over its useful life other than Land.

Depreciation will be calculated based on the acquisition cost using the straight-line method and assumes that the asset will depreciate at the same rate each year of its useful life. Annual depreciation is calculated by dividing the acquisition cost by the useful life. One full month's depreciation in the month in which the asset is placed in service, regardless of when it was actually placed in service, during the month and each month

thereafter. The total amount depreciated can never exceed the acquired cost, less any salvage value if applicable.

The table in Exhibit B reflects useful lives of various categories of capital assets that the Town uses for calculating depreciation.

K. Inventory Procedures

1. A physical inventory of all capital assets will be conducted at least annually. In addition, random spot checks will be made by printing several tag numbers from the inventory system and physically verifying that the assets correspond to the tag numbers. This is called "Record to Floor" verification. At the same time, several tag numbers of other assets in the audited area will be verified to the inventory system. This is called "Floor to Record" verification. Emphasis should be placed on identifying newer assets to ensure that they are properly recorded in the inventory system.
2. The physical inventory audit will be completed by December 31 each year.
3. The bar code tags of all assets at each location will be scanned along with an indication of the property, and building. The date the asset was sighted and who performed the inventory will also be recorded.
4. Any Capital Assets found at the location without a bar coded tag will be entered into the inventory system as a new asset. If the inventory audit determines that an asset was formally acquired and is properly in the custody of the Town, but has not been recorded in the inventory system, the Capital Asset Manager will enter the asset as an "addition". An asset that has previously been entered into the inventory system but the tag has been removed, a new bar coded tag will be affixed to the asset and the system subsequently updated to reflect the new bar coded tag number.
5. The Town of Huntington may retain the services of an outside firm to re-evaluate the Town's insurable values on an as needed basis.

Glossary



Glossary

–A–

ACCRUAL BASIS ACCOUNTING

Most commonly used accounting method. Reports income when earned and expenses when incurred as opposed to cash basis accounting, which reports income when received and expenses when paid.

ACTIVITY

A program effort that contributes to the attainment of a specific set of performance objectives.

ACTUAL

Actual (as opposed to budgeted) revenues and expenses for the fiscal year indicated.

AD VALOREM

A tax, duty or fee that varies based on the value of the product, service, or property on which it is levied.

AD VALOREM TAXES

Commonly referred to as property taxes levied on both real and personal property according to the property's valuation and the tax rate.

ADOPTED BUDGET

The financial plan for the fiscal year beginning January 1 as amended and adopted by resolution by the Town Board. The budget, once adopted, is the legal authorization to expend Town funds during the fiscal year identified.

AMERICANS WITH DISABILITIES ACT (ADA)

Federal Law passed in 1990 that prohibits discrimination in employment of the provision of services and facilities on the basis of disability.

APPROPRIATION

A legal authorization or allocation that permits officials to incur obligations against and to make expenses for defined purposes.

ARBITRAGE

The simultaneous purchase and sale of the same or an equivalent security to profit from price discrepancies. In government finance, the most common occurrence of arbitrage involves the investment of bond proceeds in an investment that yields a higher interest rate, resulting in interest revenue in excess of interest costs.

ASSESSMENT ROLL

The official list prepared by the Assessor that contains the legal description of each parcel or item

of property and its assessed valuation. This term is used to denote the total valuation of all taxable property in the Town.

ASSESSED VALUATION

The valuation set upon real estate and certain personal property by the Assessor as a basis for levying property taxes.

ASSET

Resources that have monetary value owned or held by a government.

ATTRITION

A method of achieving a reduction in personnel by not refilling the positions that have become vacant due to resignation, reassignment, transfer, retirement or means other than layoffs.

AUTHORIZED POSITIONS

Employee positions, authorized in the adopted budget, that are to be filled during the year.

– B –

BALANCED BUDGET

The amount of budgeted expenses is equal to or less than the amount of budgeted revenues and other available funding sources.

BEGINNING FUND BALANCE

The residual non-restricted funds brought forward from the previous fiscal year (ending balance).

BENCHMARKING

The process of critically evaluating a program's or service's activities, functions, operations, and processes (qualitatively and quantitatively) to achieve a desired level of performance. The objective of benchmarking is to introduce and sustain best practices by making valid comparisons with other processes or organizations, resulting in a continual improvement of performance.

BOND

A debt instrument issued for a period of more than one year for the purpose of raising capital by borrowing. The government obtaining the bond promises to pay a defined sum of money (principal) at a specified future date (date of maturity) along with periodic interest paid at a designated percentage of principal (rate of interest).

Glossary

BOND RATINGS

A number of companies assign a risk level to the bonds or debt issued by a government. Risk means the likelihood of default or nonpayment. The lower the risk of nonpayment, the lower the interest the government must pay. Some agencies give an AAA rating to the least risky government bonds. Some of the top rating agencies are Standard & Poor's Corporation, Moody's Investor Service and Fitch Investor's Service.

BOND REFINANCING

The payoff and reissuance of bonds to obtain better interest rates and/or bond conditions.

BOND RESOLUTION

Town Board Resolution authorizing a bond issue.

BUDGET

An estimate of adopted revenues and expenses for a specific fiscal period.

BUDGETARY BASIS

This refers to the basis of accounting used to estimate the financing resources and uses in the budget. This generally tends to be accrual, modified accrual or cash basis.

BUDGET DEVELOPMENT CALENDAR

Schedule of key dates or milestones that the Town will follow to prepare and adopt the Adopted budget.

– C –

Comprehensive Annual Financial Report (CAFR)

A full disclosure financial statement for state and local government finances. The Governmental Accounting Standards Board (GASB) provides the generally accepted accounting standards (GAAP) for governments to follow in their accounting.

CAPITAL BUDGET

The six-year Adopted plan that includes the initial budget year and subsequent five "out-years." The Plan is updated annually to include expanded or new capital projects. It specifies Adopted projects and an estimation of resources available to fund project expenses.

CAPITAL PROJECT

A major physical improvement such as construction, acquisition, technology enhancement, and/or infrastructure improvement that adds value to the

physical assets of a government or significantly increases the useful life of an asset. Can also refer to building and construction of a new government asset.

CASH BASIS

A basis of accounting in which transactions are recognized only when cash is received or paid.

COLLECTIVE BARGAINING AGREEMENT

A legal contract between the employer and an authorized representative of a recognized bargaining unit for specific terms and conditions of employment.

CONSUMER PRICE INDEX (CPI)

A statistical measure of change, over time, in the prices of goods and services in major expense groups such as food, housing, apparel, transportation, and health and recreation typically purchased by urban consumers. Essentially, it measures the purchasing power of consumers' dollars by comparing what a sample "market basket" of goods and services costs today with what the same sample market basket cost at an earlier date. The United States Department of Labor publishes the Consumer Price Index on a monthly basis.

CONTINGENCY

An appropriation of funds to cover unforeseen events that occur during a fiscal crisis to address unfunded mandates, revenue shortfalls and other similar events. In addition, funding for vacant positions are placed in the contingency account throughout the year.

CONTRACTUAL SERVICES

Services rendered to a government by private firms, individuals or other governmental agencies.

– D –

DEBT

Liability or obligation in the form of bonds, loan notes, or mortgages owed to another person(s) or government and required to be paid by a specific date (maturity).

DEBT LIMIT

A statutory limitation whereby a government's net GO Bond debt cannot exceed a specified percentage of the appraised value of property subject to taxation.

Glossary

DEBT SERVICE

Payment of principal and interest on borrowed money (i.e. bond issuance) according to a predetermined payment schedule.

DEBT SERVICE FUND

A fund established to account for the accumulation of resources for the payment of principal and interest on long-term debt.

DEDICATED TAX

A tax levied to support a specific government program or purpose.

DEFEASANCE

A provision in an instrument that nullifies it if specific acts are performed. Example: Discharge old, low-rate debt without repaying it prior to maturity. Then, use newly purchased securities with lower face values but that pays higher interest. The objective is a cleaner (more debt free) balance sheet and increased earnings in the amount by which the face amount of the old debt exceeds the cost of the new securities.

DEFICIT (NEGATIVE FUND BALANCE)

The excess of an entity's liabilities over its assets or the excess expenses over revenues during a single accounting period.

DEPARTMENT

A component of the Town that provides a unique program or service within it. A department may be sub-divided into divisions (responsibility centers).

DEPARTMENT REQUEST

The budget requested by each Department for annual operations.

DEPRECIATION

Expiration in the service life of capital assets, attributable to wear and tear, deterioration, action of the physical elements, inadequacy or obsolescence.

– E –**ENDING FUND BALANCE**

Funds carried over at the end of the fiscal year to the new fiscal year. Within a fund, the revenue on hand at the beginning of the fiscal year, plus revenues received during the year, minus expenses equals the ending fund balance.

ENTERPRISE FUND

Fund type established to finance and account for the total costs of selected government facilities and services that is predominantly self-supporting by user charges. This type of fund uses the accrual basis of accounting.

EQUALIZATION RATE

At its simplest, an equalization rate is the state's measure of a municipality's level of assessment (LOA). This is the ratio of total assessed value (AV) to the municipality's total market value (MV). The municipality determines the AV; the MV is estimated by the state.

ESTIMATED EXPENSES/REVENUE

Annualized projection of an expense or revenue.

EXPENSE

The cost of goods or services.

– F –**FEES**

A charge imposed on the beneficiary or recipient of a service provided by the Town. Its purpose is to help recover some or all of the costs incurred by the Town in providing the service.

FISCAL POLICY

A government's policies with respect to revenues, expenses and debt management as these relate to government services, programs and capital investment. Fiscal policy provides an agreed-upon set of principles for the planning and programming of government budgets and related funding.

FISCAL YEAR

A government's twelve-month period designated as the operating year for accounting and budgeting purposes. The Town of Huntington's fiscal year is January 1 through December 31.

Glossary

FIXED ASSETS

Assets of long-term nature intended to continue to be held or used. Examples are: buildings, land, machinery, furniture and other equipment.

FRINGE BENEFITS

Contributions made by a government to meet obligations for employee benefits such as health insurance, pension plans, FICA, etc.

FULL FAITH AND CREDIT

A pledge of a government's taxing power to repay debt obligations.

FULL-TIME EQUIVALENT (FTE) POSITION

A full-time position or a part-time position converted to the equivalent of a full-time position based on 2,080 hours per year (or a variation relative to the contract agreed upon for that classification). For example, a part-time employee working for 20 hours per week would be the equivalent to .5 of a full-time position.

FUNCTIONS

A component/department of the Town that provides a unique program or service within it. A Department may be sub-divided into divisions (responsibility centers).

FUND

An independent fiscal and accounting entity with a self-balancing set of accounts recording cash and/or other resources together with all related liabilities, obligations, reserves and equities that are segregated to carry out a specific activity or purpose. Each fund is separate and maintains individual records of income and expenses. By law, expenses cannot exceed revenues.

FUND BALANCE

The excess of the assets of a fund over its liabilities, reserves and carryover.

FUND TYPE

In governmental accounting, there are three broad *types* of funds with specific funds within each. These are:

- Governmental
 - General
 - Special Revenue
 - Debt Service
 - Capital Projects
- Proprietary
 - Enterprise

- Internal Service
- Fiduciary
 - Expendable Trust
 - Non-Expendable Trust
 - Agency

– G –

GENERALLY ACCEPTED ACCOUNTING PRINCIPLES (GAAP)

A widely accepted set of rules, standards, conventions and procedures for reporting financial information as established by the Financial Accounting Standards Board.

GENERAL FUND

The primary fund used by the Town for which revenues and expenses are not legally restricted for use. Examples of departments operating within the General Fund include the Department of Engineering, Department of Audit & Control, and the Town Supervisor's Office.

GENERAL OBLIGATION BOND (GO BOND)

Type of Municipal Bond where principal and interest are secured by the full faith and credit of the issuer and usually supported by either the issuer's unlimited or limited taxing power.

GOAL

A broad operational statement of what a program expects to achieve sometime in the future, thus providing a general description of the desired end state.

GOVERNMENT ACCOUNTING STANDARDS BOARD – STATEMENT 34 (GASB 34)

A Government Accounting Standards Board statement that requires two financial statements of governmental funds: a balance sheet and a statement of revenues, expenses and changes in fund balances. Of note, Statement 34 also requires that the value of infrastructure assets be shown on the balance sheet. In addition, Management's Discussion and Analysis (MD&A) is required.

GRANT

A contribution by a government or other organization to support a particular function and/or purpose. Grants may come from other governments (Federal, State) or from private donors.

Glossary

- H -

HOURLY

Refers to an employee who fills a temporary or short-term position. Such employees provide contingency staffing for government operations during peak workloads or to fill temporary staffing needs. Hourly employees are paid on a per-hour basis and receive limited benefits.

- I -

IMPACT FEES

A type of charge for services imposed on new construction in order to support specific new demands on a given service (e.g., parks and fire protection).

INDIRECT COST

A cost necessary for the functioning of the government as a whole but which cannot be directly assigned to one service or program area.

INFRASTRUCTURE

Government facilities on which the continuance and growth of a community depend such as roads, bridges and similar assets that are immovable.

INTEREST

The fee charged by a lender to a borrower for the use of borrowed money, usually expressed as an annual percentage of the principal; the rate is dependent on the time value of money, the credit risk of the borrower, and the inflation rate.

INTEREST INCOME

Revenues earned on investments.

INVESTMENT

The purchase of a financial product with the expectation of favorable future returns.

ISSUE

A bond offered for sale by a government.

- J -

JUDGMENT

An amount to be paid or collected by a government as the result of a court decision.

- L -

LEVY

A fixed rate for services that is imposed by a government to support its operations.

LIABILITY

Debt or other legal obligation arising out of a past transaction that must be liquidated, renewed, or refunded at some future date. This term does not include encumbrances.

LINE ITEM BUDGET

A budget that lists each expense category (e.g., salary, equipment, travel, etc.) separately along with the dollar amount budgeted for each specified category.

LONG-TERM DEBT

Debt with a maturity of more than one year after the date of issuance.

- M -

MATURITY

The date on which the principal or stated value of an investment or debt obligations is due and may be reclaimed.

MISSION STATEMENT

A broad, high-level statement of purpose for an agency/department. A mission statement defines an agency's fundamental purpose, where there is a close relationship between the description of services provided by the divisions within the agency, and the planned outcomes.

MODIFIED ACCRUAL BASIS OF ACCOUNTING

The method of accounting under which revenues are recognized in the period that they become available and measurable. Expenses are recognized at the time a liability is incurred pursuant to appropriation authority.

MODIFIED BUDGET

The modified budget is the budget that results from the adopted budget, plus changes made in the budget after it is approved.

Glossary

-N-

NYSERS

New York State and Local Retirement System.

NYSHIP

New York State Health Insurance Program.

- O -

OBJECT CODE

A code that describes a specific expense or revenue item.

OBJECTIVE

A defined method to accomplish an established goal. A true objective is identified in specific, well-defined and measurable terms that can be achieved within a specified time frame.

OPERATING BUDGET

The annual spending plan for the daily, recurring operating costs of the government.

OPERATING ENVIRONMENT

Internal and external factors that impact the Department's daily operations.

OPERATING FUNDS

Resources derived from recurring revenue sources and used to finance on-going operating expenses and pay-as-you-go capital projects.

ORIGINAL BUDGET

The adopted budget as approved by the Town Board.

OTPS

Other than Personal Services.

- P -

PAY-AS-YOU-GO BASIS

A term used to describe a financial policy where capital outlays are financed from current revenues to avoid incurring costly debt financing or issuing new debt.

PERFORMANCE-BASED BUDGETING

The allocation of financial resources to programs and services based on their worth, overall performance, and contribution to the Town's overall mission, goals, and objectives.

PERFORMANCE MANAGEMENT

The use of performance measurement information to help set performance goals; allocate and prioritize resources; inform managers to either confirm or change current policy or program directions to achieve those goals; and report on the success of achieving those goals.

PERFORMANCE MEASURE

A specific quantitative or qualitative assessment of results obtained through a program or activity.

PERFORMANCE MEASUREMENT

A process of assessing progress toward achieving predetermined goals, including information on the efficiency with which resources are transformed into goods and services (outputs); the quality of those outputs, i.e., how well they are delivered to customers and the extent to which customers are satisfied (service quality); and the qualitative results of a program activity compared to its intended purpose (outcome).

PERIOD OF PROBABLE USEFULNESS (PPU)

Estimation of the expected life of a capital improvement project. These are generally determined by State statute.

PERSONAL SERVICES

Expenses for salaries, wages and fringe benefits of a government's employees.

POLICY

A principle used to guide a managerial, operational, or financial decision.

PRINCIPAL

The original amount borrowed through a loan, bond issue or other form of debt.

PRIOR YEAR ENCUMBRANCES

Obligations from previous fiscal years in the form of purchase orders, contracts or salary commitments that are chargeable to an appropriation and for which a part of the appropriation is reserved. They cease to be encumbrances when the obligations are paid or otherwise terminated.

PRODUCTIVITY

Average real output per unit of input.

Glossary

PROGRAM

A discrete service or group of related services provided by an organizational unit designed to achieve the government's goals and objectives.

PROJECT TITLE

A name given to a project that is used for administrative purposes in conjunction with the project number; typically captures both the nature and location of the project.

PROPRIETARY FUND

A fund used to account for operations that are financed and operate in a manner similar to business enterprises. Such a fund is established as a self-supporting operation with revenues provided principally from fees, charges or contracts for services. Measurement focus is on determination of net income, financial position, and changes in financial position.

– R –

RATE

A value describing one quantity in terms of another. Example: *Rate* of interest.

RECOMMENDED BUDGET

The Town Supervisor's recommendation for the Town's financial operations that includes an estimate of Adopted expenses and revenues for a given fiscal year.

REFUNDING BONDS

Bonds issued to retire outstanding bonds that have a higher interest rate. Typically done to effect net present value savings.

REMAINING MATURITY

The amount of time left until a bond becomes due.

RESERVES

A portion of fund equity (set-aside) legally restricted for a specified purpose or not available for appropriation and subsequent spending.

RESOLUTION

A formal written decision of the Town Board.

RESOURCES

Total dollars available for appropriation that includes estimated revenues, fund transfers and beginning fund balances.

RESTRUCTURING

Major organizational changes aimed at greater efficiency and adaptation to changing economies, markets and stakeholder expectations.

REVENUE

The taxes, fees, charges, special assessments, grants, and other funds collected and received by the Town to support its services and/or capital improvement projects.

RFPs

Request for proposals.

RISK

A probability estimate of loss or less-than-expected returns.

– S –

SATISFACTION OF DEBT

Document issued by a lender upon complete repayment of debt.

SCAR

Small Claims Assessment Review.

SPECIAL DISTRICT

A designated geographic area established to provide a specialized service usually petitioned by the citizenry and approved by the Legislature.

SPECIAL REVENUE FUND

Fund used to account for revenues received that have specific purposes for which they can be used.

STAR

School Tax Relief.

STRAIGHT-LINE DEPRECIATION

Depreciating an asset, minus its salvage value by the same (fixed) amount every year over its useful life. For example: If a vehicle costs \$20,000 with a salvage value of \$2,000 and useful life of three years, it will be depreciated at a cost of \$6,000 per year.

STRATEGIC PLAN

Similar to a corporate plan but not restricted to organizational boundaries. A strategic plan gives direction and cohesion to activities over a specified time frame.

Glossary

SURPLUS

The amount by which the government's total revenues exceed its total outlays in a given period, usually a fiscal year.

– T –

TAX

Compulsory charge levied to finance services performed by the government for the benefit of the community (citizens, businesses, etc.).

TAX LEVY

The resultant product when the tax base multiplies the tax rate per \$100. Revenues are less than the levy because of delinquencies, tax roll errors, and court cases contesting assessed property value.

TAX RATE

The amount of tax levied for each \$100 of assessed valuations. The tax rate is applied to the assessed valuation to derive the tax levy.

TOWN SUPERVISOR'S BUDGET**TRANSMITTAL LETTER**

The Town Supervisor's letter to the Town Board summarizing critical aspects of the budget including fiscal changes from the current fiscal year, strategic initiatives, goals, objectives, themes and priorities that are encompassed within the Town's budget.

TRANSFER IN/OUT

Amount transferred from one fund to another to assist in financing the services for the recipient fund.

TRUST FUND

A trust fund consists of resources received and held by a government unit as a trustee, to be expended or invested in accordance with the conditions of the trust.

– U –

UNENCUMBERED BALANCE

The amount of an appropriation that is neither expended nor encumbered. It is essentially the amount of money still available for future use.

UNRESERVED FUND BALANCE

The portion of a fund's balance that is not restricted for a specific purpose and is available for general appropriation.

UPGRADE

A positive change in ratings for an issuing entity or a security such as a credit bureau's upgrading of a bond.

USEFUL LIFE

The length of time that a depreciable asset is expected to be useable.

– V –

VARIANCE

Compares the budget with the actual. The effort in government is to stay within budget and to avoid unfavorable variances, that is, where the actual collection or expense is out of line with the budget.

VISION

A long term goal which indicates the intent of the government and what it wants to achieve.

– W –

WORKLOAD INDICATORS

A performance measurement category that compares output to demand (people served, transactions processed, complaints addressed).

– Y –

YEAR-END

This term is used in reference to the end of the fiscal year, for the Town, December 31st.

YEAR-TO-DATE (YTD)

For the period that starts at the beginning of the fiscal year (January 1 for the Town) to the current date.

Appendix A





General Fund Revenue Detail

<u>Object</u>	<u>Description</u>	<u>2016</u> <u>Actual</u>	<u>2017</u> <u>Budget</u>	<u>2017</u> <u>Forecast</u>	<u>2018</u> <u>Budget</u>
<u>A0511-General Fund</u>					
0511R	Appropriated Reserves	0	755,208	755,208	60,000
Total General Fund		0	755,208	755,208	60,000
<u>A0599-General Fund</u>					
0599R	Appropriated Fund Balance	0	239,545	239,545	0
Total General Fund		0	239,545	239,545	0
<u>A1001-General Fund</u>					
1001	Real Property Taxes	39,482,847	42,109,825	42,109,825	42,946,157
Total General Fund		39,482,847	42,109,825	42,109,825	42,946,157
<u>A1032-General Fund</u>					
1032	Unpaid Property Clean-up	56,381	20,000	87,674	40,000
Total General Fund		56,381	20,000	87,674	40,000
<u>A1035-General Fund</u>					
1035	Court Ordered Receiver	38,391	0	21,386	0
Total General Fund		38,391	0	21,386	0
<u>A1081-General Fund</u>					
1081	Other Payments Lieu of Taxes	62,273	68,045	68,045	110,000
Total General Fund		62,273	68,045	68,045	110,000
<u>A1090-General Fund</u>					
1090	Interest & Penalties	302,914	280,000	280,000	280,000
Total General Fund		302,914	280,000	280,000	280,000
<u>A1170-General Fund</u>					
1170	Franchises	4,622,473	4,150,000	4,350,000	4,300,000
Total General Fund		4,622,473	4,150,000	4,350,000	4,300,000
<u>A1171-Franchise Government Access</u>					
1171	Franchise Government Access	93,306	107,954	107,954	107,954
Total Franchise Government Access		93,306	107,954	107,954	107,954
<u>A1240-General Fund</u>					
1240	Comptroller's Fee - Ret Checks	6,145	1,000	5,000	1,000
Total General Fund		6,145	1,000	5,000	1,000
<u>A1255-General Fund</u>					
1255	Clerk Fees	362,670	400,000	375,000	375,000
Total General Fund		362,670	400,000	375,000	375,000
<u>A1257-Town Clerk-Publication Fees</u>					
1257	Town Clerk-Publication Fees	3,222	3,000	3,000	3,000
Total Town Clerk-Publication Fees		3,222	3,000	3,000	3,000



General Fund Revenue Detail

<u>Object</u>	<u>Description</u>	<u>2016</u> <u>Actual</u>	<u>2017</u> <u>Budget</u>	<u>2017</u> <u>Forecast</u>	<u>2018</u> <u>Budget</u>
<u>A1260-General Fund</u>					
1260	FOIL Request	432	1,000	1,000	1,000
Total General Fund		432	1,000	1,000	1,000
<u>A1265-Attorney's Fees</u>					
1265	Town Attorney Fees	137,175	50,000	97,275	50,000
Total Attorney's Fees		137,175	50,000	97,275	50,000
<u>A1589-Other Public Safety Income</u>					
1589	Other Public Safety Income	103,440	110,000	105,000	110,000
Total Other Public Safety Income		103,440	110,000	105,000	110,000
<u>A1740-General Fund</u>					
1740	Parking Meter Fees	754,135	700,000	772,000	750,000
Total General Fund		754,135	700,000	772,000	750,000
<u>A1750-General Fund</u>					
1750	Bus Operations-Fixed Route	165,479	165,000	165,000	165,000
Total General Fund		165,479	165,000	165,000	165,000
<u>A1751-Bus Advertising</u>					
1751	Bus Advertising	129,984	125,000	125,000	125,000
Total Bus Advertising		129,984	125,000	125,000	125,000
<u>A1752-General Fund</u>					
1752	Bus Operations-Paratransit	100,832	100,000	100,000	100,000
Total General Fund		100,832	100,000	100,000	100,000
<u>A1789-Launch Service</u>					
1789	Other Transportation Income	83,585	90,000	90,000	90,000
Total Launch Service		83,585	90,000	90,000	90,000
<u>A1973-General Fund</u>					
1973	Sr Citizen Day Care	281,366	225,000	225,000	225,000
Total General Fund		281,366	225,000	225,000	225,000
<u>A1974-General Fund</u>					
1974	Sr Citizen Chore	2,424	2,000	2,000	2,000
Total General Fund		2,424	2,000	2,000	2,000
<u>A1976-General Fund</u>					
1976	Sr Citizen Nutrition Program	102,106	90,000	90,000	100,000
Total General Fund		102,106	90,000	90,000	100,000
<u>A1978-General Fund</u>					
1978	Sr Citizen E.I.S.E.P.	6,780	5,000	5,000	5,000
Total General Fund		6,780	5,000	5,000	5,000



General Fund Revenue Detail

<u>Object</u>	<u>Description</u>	<u>2016</u> <u>Actual</u>	<u>2017</u> <u>Budget</u>	<u>2017</u> <u>Forecast</u>	<u>2018</u> <u>Budget</u>
<u>A2001-General Fund</u>					
2001	P&R - Play/Rec Fees	561,436	620,000	575,000	620,000
Total General Fund		561,436	620,000	575,000	620,000
<u>A2003-General Fund</u>					
2003	Park Revenues-Corp. Sponsored	5,725	10,000	3,925	10,000
Total General Fund		5,725	10,000	3,925	10,000
<u>A2005-General Fund</u>					
2005	Recreation Cards	51,026	50,000	63,000	50,000
Total General Fund		51,026	50,000	63,000	50,000
<u>A2006-General Fund</u>					
2006	Parks and Rec - Fee Class	684,312	650,000	700,000	650,000
Total General Fund		684,312	650,000	700,000	650,000
<u>A2007-General Fund</u>					
2007	Developmentally Disabled	26,940	26,000	25,620	26,000
Total General Fund		26,940	26,000	25,620	26,000
<u>A2008-Dix Hills Park Rec Fees</u>					
2008	Dix Hills Park Rec Fees	656,704	700,000	642,322	700,000
Total Dix Hills Park Rec Fees		656,704	700,000	642,322	700,000
<u>A2012-General Fund</u>					
2012	Recreation Concessions	82,666	80,000	82,000	80,000
Total General Fund		82,666	80,000	82,000	80,000
<u>A2025-General Fund</u>					
2025	Beach Fees	438,524	425,000	450,000	450,000
Total General Fund		438,524	425,000	450,000	450,000
<u>A2026-Dix Hills Park Complex</u>					
2026	Dix Hills Pool Fees	118,990	100,000	100,000	120,000
Total Dix Hills Park Complex		118,990	100,000	100,000	120,000
<u>A2040-Marina & Docks</u>					
2040	Marina & Dock Fees	678,438	702,000	675,000	702,000
Total Marina & Docks		678,438	702,000	675,000	702,000
<u>A2041-Boat Racks</u>					
2041	Boat Racks	62,600	70,000	70,000	70,000
Total Boat Racks		62,600	70,000	70,000	70,000
<u>A2051-Golf Course Green Fees</u>					
2051	Golf Fees	1,544,035	1,656,000	1,467,620	1,640,000
Total Golf Course Green Fees		1,544,035	1,656,000	1,467,620	1,640,000



General Fund Revenue Detail

Object	Description	<u>2016</u> <u>Actual</u>	<u>2017</u> <u>Budget</u>	<u>2017</u> <u>Forecast</u>	<u>2018</u> <u>Budget</u>
<u>A2052-Golf Cards</u>					
2052	Golf Cards	35,595	75,000	33,405	50,000
Total Golf Cards		35,595	75,000	33,405	50,000
<u>A2053-Golf Course Cart Fees</u>					
2053	Golf Cart Fees	0	0	298	0
Total Golf Course Cart Fees		0	0	298	0
<u>A2056-Golf Course Driving Range</u>					
2056	Golf Course Driving Range	0	0	1,167	0
Total Golf Course Driving Range		0	0	1,167	0
<u>A2065-Dix Hills Park Complex</u>					
2065	Skating Rink Fees	2,516,500	2,300,000	2,378,000	2,400,000
Total Dix Hills Park Complex		2,516,500	2,300,000	2,378,000	2,400,000
<u>A2130-General Fund</u>					
2130	Refuse & Garbage Charges	7,039,923	7,769,881	7,769,881	7,769,881
Total General Fund		7,039,923	7,769,881	7,769,881	7,769,881
<u>A2131-General Fund</u>					
2131	Town Of Smithtown RRP	5,138,370	5,437,853	5,437,853	5,437,853
Total General Fund		5,138,370	5,437,853	5,437,853	5,437,853
<u>A2132-General Fund</u>					
2132	Refuse District Tipping Fees	7,871,637	7,666,001	7,666,001	7,666,001
Total General Fund		7,871,637	7,666,001	7,666,001	7,666,001
<u>A2134-General Fund</u>					
2134	Town Of Smithtown ASH	1,928,805	2,043,746	2,043,746	2,043,746
Total General Fund		1,928,805	2,043,746	2,043,746	2,043,746
<u>A2135-General Fund</u>					
2135	Resource Recovery Penalty Fee	28,579	30,000	30,000	30,000
Total General Fund		28,579	30,000	30,000	30,000
<u>A2211-General Fund</u>					
2211	DP Services Other Govts	65	0	0	0
Total General Fund		65	0	0	0
<u>A2376-Refuse & Garb Serv, Other Gov</u>					
2376	Refuse & Garb Serv, Other Gov	98,643	101,357	101,357	101,357
Total Refuse & Garb Serv, Other Gov		98,643	101,357	101,357	101,357
<u>A2389-Misc Revenue, Other Government</u>					
2389	Misc Revenue, Other Government	39,657	102,000	27,000	27,000
Total Misc Revenue, Other Government		39,657	102,000	27,000	27,000



General Fund Revenue Detail

<u>Object</u>	<u>Description</u>	<u>2016</u> <u>Actual</u>	<u>2017</u> <u>Budget</u>	<u>2017</u> <u>Forecast</u>	<u>2018</u> <u>Budget</u>
<u>A2401-General Fund</u>					
2401	Interest & Earnings	208,734	180,000	216,000	200,000
Total General Fund		208,734	180,000	216,000	200,000
<u>A2402-General Fund</u>					
2402	Earn/Invest Capital Fund	14,374	0	0	0
Total General Fund		14,374	0	0	0
<u>A2405-General Fund</u>					
2405	Interest/Env Open Space Resrve	48,085	0	0	0
Total General Fund		48,085	0	0	0
<u>A2408-General Fund</u>					
2408	Interest/Miscellaneous Reserve	14,051	0	0	0
Total General Fund		14,051	0	0	0
<u>A2410-Rental of Real Property</u>					
2410	Rental of Real Property	316,489	374,918	374,918	328,446
Total Rental of Real Property		316,489	374,918	374,918	328,446
<u>A2411-Organic Garden Rental</u>					
2411	Organic Garden Rental	6,875	7,000	7,000	7,000
Total Organic Garden Rental		6,875	7,000	7,000	7,000
<u>A2414-General Fund</u>					
2414	Tower Rental	421,687	303,000	303,000	303,465
Total General Fund		421,687	303,000	303,000	303,465
<u>A2440-General Fund</u>					
2440	Rental, Other	7,481	0	6,500	0
Total General Fund		7,481	0	6,500	0
<u>A2540-General Fund</u>					
2540	BINGO Licenses	15,574	14,000	14,000	14,000
Total General Fund		15,574	14,000	14,000	14,000
<u>A2543-General Fund</u>					
2543	Dogs Other	14,038	18,000	11,500	18,000
Total General Fund		14,038	18,000	11,500	18,000
<u>A2544-General Fund</u>					
2544	Dog Licenses Fees	9,962	10,000	10,000	10,000
Total General Fund		9,962	10,000	10,000	10,000
<u>A2545-Town Dog Licenses</u>					
2545	Other Licences	9,810	9,000	9,000	9,000
Total Town Dog Licenses		9,810	9,000	9,000	9,000



General Fund Revenue Detail

<u>Object</u>	<u>Description</u>	<u>2016</u> <u>Actual</u>	<u>2017</u> <u>Budget</u>	<u>2017</u> <u>Forecast</u>	<u>2018</u> <u>Budget</u>
<u>A2556-General Fund</u>					
2556	Parking Permits	972,225	950,000	950,000	975,000
Total General Fund		972,225	950,000	950,000	975,000
<u>A2588-General Fund</u>					
2588	Mooring Permits	17,200	20,000	17,000	30,000
Total General Fund		17,200	20,000	17,000	30,000
<u>A2592-Film Permits</u>					
2592	Film Permits	9,250	5,000	5,000	5,000
Total Film Permits		9,250	5,000	5,000	5,000
<u>A2593-Marine Conservation Permit</u>					
2593	Marine Conservation Permit	0	0	14,000	10,000
Total Marine Conservation Permit		0	0	14,000	10,000
<u>A2610-General Fund</u>					
2610	Fines & Forfeited Bail	235,935	275,000	249,000	275,000
Total General Fund		235,935	275,000	249,000	275,000
<u>A2611-General Fund</u>					
2611	Parking Violations Fines	895,461	1,000,000	958,000	1,000,000
Total General Fund		895,461	1,000,000	958,000	1,000,000
<u>A2615-General Fund</u>					
2615	Impound Fee	500	0	0	0
Total General Fund		500	0	0	0
<u>A2650-General Fund</u>					
2650	Sale of Scrap & Exc Matl	50,295	25,000	26,000	25,000
Total General Fund		50,295	25,000	26,000	25,000
<u>A2651-General Fund</u>					
2651	Sales Of Recycled Materials	194	13,200	1,000	1,000
Total General Fund		194	13,200	1,000	1,000
<u>A2653-General Fund</u>					
2653	Sale Of Compost	7,677	8,000	8,000	8,000
Total General Fund		7,677	8,000	8,000	8,000
<u>A2655-General Fund</u>					
2655	Minor Sales, Other	5,511	8,000	8,000	8,000
Total General Fund		5,511	8,000	8,000	8,000
<u>A2660-General Fund</u>					
2660	Sale Of Property	208,750	0	0	0
Total General Fund		208,750	0	0	0



General Fund Revenue Detail

<u>Object</u>	<u>Description</u>	<u>2016 Actual</u>	<u>2017 Budget</u>	<u>2017 Forecast</u>	<u>2018 Budget</u>
<u>A2665-General Fund</u>					
2665	Sale Of Equipment	16,450	5,000	35,000	5,000
Total General Fund		16,450	5,000	35,000	5,000
<u>A2680-General Fund</u>					
2680	Insurance Recoveries	398,265	200,000	200,000	200,000
Total General Fund		398,265	200,000	200,000	200,000
<u>A2690-General Fund</u>					
2690	Other Compensation For Loss	361,564	20,000	20,000	20,000
Total General Fund		361,564	20,000	20,000	20,000
<u>A2701-General Fund</u>					
2701	Refund Of PR YRS Expend	19,331	0	10,496	0
Total General Fund		19,331	0	10,496	0
<u>A2705-General Fund</u>					
2705	Gifts & Donations	14,269	7,925	12,400	0
Total General Fund		14,269	7,925	12,400	0
<u>A2709-General Fund</u>					
2709	Employee/Retiree Contributions	905,311	675,000	750,000	950,000
Total General Fund		905,311	675,000	750,000	950,000
<u>A2710-Premium on Obligations</u>					
2710	Premium on Obligations	0	0	33,534	0
Total Premium on Obligations		0	0	33,534	0
<u>A2770-General Fund</u>					
2770	Unclassified Revenues	109,987	20,000	44,426	20,000
Total General Fund		109,987	20,000	44,426	20,000
<u>A2772-Fire Zone/Lane Trust</u>					
2772	Fire Zone/Lane	63,750	63,750	63,750	63,750
Total Fire Zone/Lane Trust		63,750	63,750	63,750	63,750
<u>A3001-General Fund</u>					
3001	State Aid, Per Capita	1,067,256	1,067,256	1,067,256	1,067,256
Total General Fund		1,067,256	1,067,256	1,067,256	1,067,256
<u>A3005-General Fund</u>					
3005	State Aid, Mortgage Tax	8,713,280	7,500,000	8,000,000	8,000,000
Total General Fund		8,713,280	7,500,000	8,000,000	8,000,000
<u>A3089-General Fund</u>					
3089	State Aid, Other	-199	112,500	112,500	0
Total General Fund		-199	112,500	112,500	0



General Fund Revenue Detail

<u>Object</u>	<u>Description</u>	<u>2016</u> <u>Actual</u>	<u>2017</u> <u>Budget</u>	<u>2017</u> <u>Forecast</u>	<u>2018</u> <u>Budget</u>
<u>A3594-General Fund</u>					
3594	State Aid Bus Operations	731,937	717,585	717,585	717,585
Total General Fund		731,937	717,585	717,585	717,585
<u>A3595-General Fund</u>					
3595	County Aid, Bus Operations	82,731	71,500	71,500	71,500
Total General Fund		82,731	71,500	71,500	71,500
<u>A3773-General Fund</u>					
3773	County Aid SR Citz Day Care	2,335	0	0	0
Total General Fund		2,335	0	0	0
<u>A3774-General Fund</u>					
3774	County Aid Chore	2,411	2,500	2,500	2,500
Total General Fund		2,411	2,500	2,500	2,500
<u>A3776-General Fund</u>					
3776	County Aid Nutrition Program	113,230	118,000	118,000	118,000
Total General Fund		113,230	118,000	118,000	118,000
<u>A3777-General Fund</u>					
3777	County Aid Home Aide	23,286	25,500	25,500	25,500
Total General Fund		23,286	25,500	25,500	25,500
<u>A3778-General Fund</u>					
3778	County Aid - EISEP	51,980	60,000	60,000	60,000
Total General Fund		51,980	60,000	60,000	60,000
<u>A3821-General Fund</u>					
3821	State Aid Youth Services	155,218	141,831	141,831	141,831
Total General Fund		155,218	141,831	141,831	141,831
<u>A3831-General Fund</u>					
3831	County Aid Youth Services	266,171	350,531	350,531	305,531
Total General Fund		266,171	350,531	350,531	305,531
<u>A3833-General Fund</u>					
3833	Other Aid Yth Serv-Village	750	750	750	750
Total General Fund		750	750	750	750
<u>A3889-General Fund</u>					
3889	St Aid Prog for Dev Disabled	51,349	50,000	50,000	50,000
Total General Fund		51,349	50,000	50,000	50,000
<u>A3905-General Fund</u>					
3905	St Aid Household HazMat	23,249	0	0	0
Total General Fund		23,249	0	0	0



General Fund Revenue Detail

<u>Object</u>	<u>Description</u>	<u>2016</u> <u>Actual</u>	<u>2017</u> <u>Budget</u>	<u>2017</u> <u>Forecast</u>	<u>2018</u> <u>Budget</u>
<u>A3915-General Fund</u>					
3915	St Aid, Clean Air Clean Water	16,208	0	11,185	20,000
Total General Fund		16,208	0	11,185	20,000
<u>A3989-General Fund</u>					
3989	State Aid, Other Home & Comm	27,939	30,000	30,000	30,000
Total General Fund		27,939	30,000	30,000	30,000
<u>A4773-Fed Aid - Soc Model Adult D/C</u>					
4773	Fed Aid - Soc Model Adult D/C	7,005	10,000	10,000	10,000
Total Fed Aid - Soc Model Adult D/C		7,005	10,000	10,000	10,000
<u>A4774-General Fund</u>					
4774	Federal Aid CHORE	21,700	22,000	22,000	22,000
Total General Fund		21,700	22,000	22,000	22,000
<u>A4776-General Fund</u>					
4776	Federal Aid Nutrition Program	190,852	185,000	185,000	185,000
Total General Fund		190,852	185,000	185,000	185,000
<u>A4789-General Fund</u>					
4789	Federal Aid Project Play	51,822	48,000	48,000	48,000
Total General Fund		51,822	48,000	48,000	48,000
<u>A4820-General Fund</u>					
4820	Federal Aid Sanctuary Program	188,383	200,000	200,000	200,000
Total General Fund		188,383	200,000	200,000	200,000
<u>A4831-General Fund</u>					
4831	Fed Aid Drug & Alcohol	530,139	527,462	527,462	527,462
Total General Fund		530,139	527,462	527,462	527,462
<u>A4989-General Fund</u>					
4989	Federal Aid Fish & Wildlife	579	0	0	0
Total General Fund		579	0	0	0
<u>A5031-General Fund</u>					
5031	Interfund Transfers	4,469,548	4,763,246	4,763,246	4,482,286
Total General Fund		4,469,548	4,763,246	4,763,246	4,482,286
<u>A5033-General Fund</u>					
5033	Capital Project Transfers	65,347	4,292	4,292	0
Total General Fund		65,347	4,292	4,292	0
<u>A6773-Sr. Citizens Day Care Center</u>					
2705	Gifts & Donations	0	5,000	5,000	0
Total Sr. Citizens Day Care Center		0	5,000	5,000	0



General Fund Revenue Detail

<u>Object</u>	<u>Description</u>	<u>2016</u> <u>Actual</u>	<u>2017</u> <u>Budget</u>	<u>2017</u> <u>Forecast</u>	<u>2018</u> <u>Budget</u>
Fund Total		<u>98,741,119</u>	<u>100,637,161</u>	<u>101,404,769</u>	<u>101,160,811</u>



General Fund Expenditures Detail

<u>Object</u>	<u>Description</u>	<u>2016</u> <u>Actual</u>	<u>2017</u> <u>Budget</u>	<u>2017</u> <u>Forecast</u>	<u>2018</u> <u>Budget</u>
<u>A1010-Town Board</u>					
1100	Regular Salaries	666,687	665,537	665,537	685,374
1400	Summer Casual Salaries	16,617	14,000	13,955	12,000
4110	Office Supplies	0	240	240	1,500
4210	Telephone	1,019	1,000	1,000	1,000
4400	Travel Expenses	1,137	2,990	2,990	3,000
4500	Printing	0	0	0	250
4530	Books	259	260	260	250
4610	Supplies	0	10	10	500
8020	Social Security	50,061	51,832	51,832	53,350
8021	MTA Tax	2,225	2,304	2,304	2,371
Total Town Board		738,006	738,173	738,128	759,595
<u>A1130-Traffic Violations Board</u>					
1150	Permanent Part Time Salaries	15,058	15,000	15,000	15,000
4550	Outside Professional	100,551	117,800	117,800	134,900
8020	Social Security	883	1,148	1,148	1,148
8021	MTA Tax	39	51	51	51
Total Traffic Violations Board		116,531	133,999	133,999	151,099
<u>A1220-Supervisor</u>					
1100	Regular Salaries	551,231	550,684	550,684	555,246
1150	Permanent Part Time Salaries	27,284	5,000	21,400	0
1175	Part Time Salaries	16,796	5,000	5,345	0
4110	Office Supplies	1,855	490	490	500
4400	Travel Expenses	0	100	100	100
4530	Books	259	260	260	250
4720	Conferences & Dues	60	500	500	500
4950	Other	0	500	500	500
8020	Social Security	38,690	42,127	42,127	42,127
8021	MTA Tax	1,965	1,872	1,872	1,872
Total Supervisor		638,140	606,533	623,278	601,095
<u>A1225-Constituent Services</u>					
1100	Regular Salaries	149,578	174,794	174,794	155,552
1150	Permanent Part Time Salaries	24,611	28,600	28,600	0
8020	Social Security	12,436	15,560	15,560	11,900
8021	MTA Tax	553	692	692	530
Total Constituent Services		187,177	219,646	219,646	167,982



General Fund Expenditures Detail

<u>Object</u>	<u>Description</u>	<u>2016</u> <u>Actual</u>	<u>2017</u> <u>Budget</u>	<u>2017</u> <u>Forecast</u>	<u>2018</u> <u>Budget</u>
<u>A1315-Comptroller</u>					
1100	Regular Salaries	836,698	837,247	837,247	840,804
1300	Overtime Salaries	251	100	85	0
1400	Summer Casual Salaries	1,386	3,100	3,078	2,000
2100	Furniture and Furnishings	0	1,400	1,400	0
2200	Office Equipment	735	0	0	0
4000	Credit Card Fees	481	500	500	500
4110	Office Supplies	951	1,000	1,000	1,000
4115	Small Furn & Office Equip	0	1,250	1,250	250
4122	Computer Supp, Software	0	0	0	1,000
4400	Travel Expenses	65	100	100	750
4530	Books	387	500	500	750
4550	Outside Professional	92,256	126,500	126,500	110,000
4720	Conferences & Dues	2,881	3,000	3,000	3,000
8020	Social Security	60,497	63,322	63,322	64,349
8021	MTA Tax	2,751	2,814	2,814	2,860
Total Comptroller		999,339	1,040,833	1,040,796	1,027,263
<u>A1316-Payroll</u>					
1100	Regular Salaries	140,018	143,503	143,503	143,503
1300	Overtime Salaries	27	3,000	2,600	1,500
4110	Office Supplies	0	0	200	500
4400	Travel Expenses	0	100	100	100
4550	Outside Professional	0	17,500	17,500	10,000
4720	Conferences & Dues	219	275	575	750
8020	Social Security	10,300	11,093	11,093	11,093
8021	MTA Tax	458	493	493	493
Total Payroll		151,022	175,964	176,064	167,939
<u>A1330-Receiver Of Taxes</u>					
1100	Regular Salaries	507,508	495,368	495,368	500,276
1175	Part Time Salaries	32,161	30,000	30,000	30,000
1300	Overtime Salaries	28,916	24,025	25,000	24,000
4110	Office Supplies	997	3,335	3,335	3,000
4115	Small Furn & Office Equip	0	0	0	300
4130	Postage	64,862	65,110	66,000	68,000
4290	Other Equipment Rental	2,682	2,688	2,988	2,988
4500	Printing	6,207	6,390	5,500	5,500
4510	Equip Supplies, Repairs & Main	0	65	65	100
4570	Service Contracts	432	700	900	900
4700	Advertising	86	100	100	100
8020	Social Security	41,713	41,742	41,742	42,293
8021	MTA Tax	1,875	1,855	1,855	1,880
Total Receiver Of Taxes		687,439	671,378	672,853	679,337



General Fund Expenditures Detail

<u>Object</u>	<u>Description</u>	<u>2016</u> <u>Actual</u>	<u>2017</u> <u>Budget</u>	<u>2017</u> <u>Forecast</u>	<u>2018</u> <u>Budget</u>
<u>A1345-Purchasing</u>					
1100	Regular Salaries	280,690	271,107	271,107	271,107
1300	Overtime Salaries	0	500	500	500
2200	Office Equipment	0	0	0	500
4110	Office Supplies	1,237	1,000	1,000	1,250
4400	Travel Expenses	183	500	500	500
4530	Books	249	264	250	250
4700	Advertising	3,079	6,000	6,000	6,000
4720	Conferences & Dues	415	986	1,000	1,000
8020	Social Security	20,831	20,778	20,778	20,778
8021	MTA Tax	926	923	923	923
Total Purchasing		307,609	302,058	302,058	302,808
<u>A1355-Assessor</u>					
1100	Regular Salaries	612,638	618,925	618,925	653,709
1150	Permanent Part Time Salaries	91,679	95,000	95,000	95,000
1175	Part Time Salaries	3,956	8,000	8,000	5,000
1300	Overtime Salaries	0	100	100	0
1400	Summer Casual Salaries	0	6,900	6,900	10,000
4110	Office Supplies	372	6,000	6,000	6,000
4115	Small Furn & Office Equip	0	500	500	500
4400	Travel Expenses	0	1,500	1,500	1,500
4500	Printing	581	1,000	1,000	1,000
4530	Books	450	1,500	1,500	1,500
4550	Outside Professional	204,995	305,000	270,000	255,000
4570	Service Contracts	649	750	750	750
4700	Advertising	113	150	150	150
4720	Conferences & Dues	870	2,000	2,000	2,000
4850	Tuition	400	2,000	2,000	2,000
8020	Social Security	51,713	58,384	58,384	58,239
8021	MTA Tax	2,431	2,595	2,595	2,588
Total Assessor		970,846	1,110,304	1,075,304	1,094,936
<u>A1356-Assessment Review Board</u>					
1100	Regular Salaries	52,200	52,000	52,000	52,000
4110	Office Supplies	0	100	100	100
4460	Outside Stenographic	2,304	6,400	6,400	6,400
8020	Social Security	3,994	3,978	3,978	3,978
8021	MTA Tax	178	177	177	177
Total Assessment Review Board		58,675	62,655	62,655	62,655



General Fund Expenditures Detail

<u>Object</u>	<u>Description</u>	<u>2016</u> <u>Actual</u>	<u>2017</u> <u>Budget</u>	<u>2017</u> <u>Forecast</u>	<u>2018</u> <u>Budget</u>
<u>A1357-Star Exemption</u>					
1100	Regular Salaries	59,079	60,551	60,551	60,551
4110	Office Supplies	0	500	500	500
4130	Postage	1,666	5,000	5,000	5,000
8020	Social Security	4,245	4,632	4,632	4,632
8021	MTA Tax	189	206	206	206
Total Star Exemption		65,179	70,889	70,889	70,889
<u>A1380-Fiscal Agent Fees</u>					
4600	Bond & Note Issue & Serv Exp	38,626	35,000	35,000	35,000
Total Fiscal Agent Fees		38,626	35,000	35,000	35,000
<u>A1410-Town Clerk</u>					
1100	Regular Salaries	573,948	536,194	536,194	548,430
1150	Permanent Part Time Salaries	27,118	24,000	24,000	15,500
1175	Part Time Salaries	20,414	24,700	24,700	36,500
1300	Overtime Salaries	2,681	10,100	10,000	5,000
1400	Summer Casual Salaries	7,088	2,175	2,175	45,000
4110	Office Supplies	263	5,000	5,000	5,000
4500	Printing	542	3,000	3,000	3,000
4510	Equip Supplies, Repairs & Main	0	750	750	750
4530	Books	78	150	150	150
4720	Conferences & Dues	1,395	1,500	2,000	2,000
8020	Social Security	46,317	46,124	46,124	49,444
8021	MTA Tax	2,076	2,050	2,050	2,198
Total Town Clerk		681,919	655,743	656,143	712,972
<u>A1411-Town Clerk Record Center</u>					
1100	Regular Salaries	94,926	97,361	97,361	97,361
1150	Permanent Part Time Salaries	28,824	30,915	35,915	35,915
1175	Part Time Salaries	7,319	15,825	15,125	0
1300	Overtime Salaries	0	600	600	0
4110	Office Supplies	1,999	1,600	1,600	2,000
4190	Celebrations	0	300	1,000	1,000
4720	Conferences & Dues	545	1,000	1,000	1,000
8020	Social Security	9,950	10,196	10,196	10,196
8021	MTA Tax	442	453	453	453
Total Town Clerk Record Center		144,006	158,250	163,250	147,925
<u>A1412-Town Board Meetings & Admin</u>					
4110	Office Supplies	0	500	500	500
4460	Outside Stenographic	14,307	20,000	20,000	20,000
4530	Books	18,969	22,000	22,000	22,000
4700	Advertising	29,745	43,000	43,000	43,000
Total Town Board Meetings & Admin		63,020	85,500	85,500	85,500



General Fund Expenditures Detail

<u>Object</u>	<u>Description</u>	<u>2016</u> <u>Actual</u>	<u>2017</u> <u>Budget</u>	<u>2017</u> <u>Forecast</u>	<u>2018</u> <u>Budget</u>
<u>A1415-Commuter Parking</u>					
1100	Regular Salaries	164,942	161,460	161,460	162,707
1175	Part Time Salaries	0	0	0	2,000
1300	Overtime Salaries	1,247	1,000	1,000	1,000
4110	Office Supplies	0	500	500	500
4500	Printing	9,686	14,000	14,000	14,000
8020	Social Security	12,404	12,581	12,581	12,677
8021	MTA Tax	551	559	559	563
Total Commuter Parking		188,830	190,100	190,100	193,447
<u>A1420-Town Attorney</u>					
1100	Regular Salaries	1,371,169	1,362,564	1,362,564	1,381,560
1150	Permanent Part Time Salaries	298,969	356,188	356,188	340,000
1300	Overtime Salaries	0	50	50	0
1400	Summer Casual Salaries	3,173	562	562	5,000
4110	Office Supplies	871	1,000	1,000	1,000
4400	Travel Expenses	4,140	5,000	5,000	5,000
4460	Outside Stenographic	21,442	30,000	30,000	30,000
4500	Printing	1,127	4,500	4,500	9,000
4510	Equip Supplies, Repairs & Main	575	0	0	0
4530	Books	25,357	29,500	34,500	35,000
4550	Outside Professional	48,803	177,720	192,720	170,000
4551	Outside Professional - Legal	989,486	924,163	895,163	720,000
4700	Advertising	2,774	500	500	500
4720	Conferences & Dues	645	3,000	3,000	3,000
8020	Social Security	118,689	131,485	131,485	130,754
8021	MTA Tax	5,617	5,844	5,844	5,811
Total Town Attorney		2,892,837	3,032,076	3,023,076	2,836,625
<u>A1430-Personnel</u>					
1100	Regular Salaries	319,803	323,356	323,356	329,603
1300	Overtime Salaries	4,910	4,400	4,400	3,000
1400	Summer Casual Salaries	3,654	4,300	4,300	2,500
2200	Office Equipment	650	0	0	0
4110	Office Supplies	44	500	500	500
4400	Travel Expenses	1,166	2,000	2,000	1,500
4550	Outside Professional	11,803	7,500	7,500	7,500
4700	Advertising	1,069	2,000	2,000	2,000
4720	Conferences & Dues	1,304	1,500	1,500	2,000
8020	Social Security	23,571	25,157	25,157	25,468
8021	MTA Tax	1,083	1,118	1,118	1,132
Total Personnel		369,057	371,831	371,831	375,203



General Fund Expenditures Detail

<u>Object</u>	<u>Description</u>	<u>2016</u> <u>Actual</u>	<u>2017</u> <u>Budget</u>	<u>2017</u> <u>Forecast</u>	<u>2018</u> <u>Budget</u>
<u>A1431-Union Representatives</u>					
1100	Regular Salaries	301,467	299,537	293,956	312,569
8020	Social Security	22,691	19,665	20,000	23,912
8021	MTA Tax	1,180	952	1,000	1,063
Total Union Representatives		325,338	320,154	314,956	337,544
<u>A1440-Town Engineer</u>					
1100	Regular Salaries	865,479	845,229	845,229	970,855
1150	Permanent Part Time Salaries	378	0	0	0
1300	Overtime Salaries	89	5,000	5,000	5,000
1400	Summer Casual Salaries	3,154	6,000	6,000	5,000
4110	Office Supplies	780	1,500	1,500	1,500
4400	Travel Expenses	0	0	0	1,000
4470	Uniforms	0	500	500	500
4490	Drafting	504	1,000	1,000	1,000
4510	Equip Supplies, Repairs & Main	0	0	0	500
4530	Books	268	0	0	1,000
4550	Outside Professional	17,792	43,090	37,250	35,000
4570	Service Contracts	0	0	0	4,000
4580	Laboratory Supplies	0	500	500	1,000
4720	Conferences & Dues	424	2,000	2,000	2,000
4770	Small Tools & Equipment	0	1,000	1,000	1,000
4850	Tuition	0	2,200	0	0
8020	Social Security	61,869	65,425	65,425	75,035
8021	MTA Tax	3,138	2,908	2,908	3,335
Total Town Engineer		953,874	976,352	968,312	1,107,725
<u>A1490-General Service Administration</u>					
1100	Regular Salaries	513,394	537,259	546,379	579,444
1300	Overtime Salaries	2,552	3,500	3,500	1,000
4400	Travel Expenses	500	500	500	0
4550	Outside Professional	0	9,500	9,500	0
8020	Social Security	38,068	36,407	36,407	41,874
8021	MTA Tax	1,721	1,618	1,618	1,861
Total General Service Administration		556,235	588,784	597,904	624,179



General Fund Expenditures Detail

<u>Object</u>	<u>Description</u>	<u>2016</u> <u>Actual</u>	<u>2017</u> <u>Budget</u>	<u>2017</u> <u>Forecast</u>	<u>2018</u> <u>Budget</u>
<u>A1621-Building and Grounds</u>					
1100	Regular Salaries	5,138,236	5,253,591	5,092,241	5,340,263
1150	Permanent Part Time Salaries	10,435	8,600	7,800	7,500
1200	Non-Permanent Salaries	159,637	85,000	200,000	80,000
1300	Overtime Salaries	468,506	185,000	450,000	185,000
1400	Summer Casual Salaries	5,487	22,500	0	70,000
2100	Furniture and Furnishings	2,624	500	500	2,500
2102	Building Improvements	30,170	0	0	0
2400	Communication Equipment	2,480	0	0	0
2600	Equipment & Machinery	6,798	800	800	1,500
4110	Office Supplies	0	500	500	500
4115	Small Furn & Office Equip	2,852	2,249	2,249	3,000
4120	Fuel for Vehicle & Equipment	216,634	350,200	355,200	365,000
4210	Telephone	372,646	324,600	324,600	350,000
4220	Electric (LIPA)	810,680	850,000	850,000	850,000
4230	Water	68,900	55,000	50,000	45,000
4280	Protections Systems Rentals	27,999	20,000	20,000	20,000
4290	Other Equipment Rental	8,851	15,000	15,000	5,000
4350	Snow Removal Materials	5,843	7,000	7,000	15,000
4420	Subcontract Cost	154,875	157,000	157,000	150,000
4470	Uniforms	19,577	19,600	20,000	20,000
4510	Equip Supplies, Repairs & Main	65,628	74,400	74,000	75,000
4520	Vehicle Repairs, Supplies	-3,515	0	0	0
4550	Outside Professional	44,248	58,565	58,865	60,000
4552	Property Clean up	59,833	0	0	0
4570	Service Contracts	16,644	14,800	19,800	26,800
4620	Medical & Safety Supplies	1,997	1,900	2,000	5,000
4630	Playground & Rec Supplies	53,063	56,300	51,000	50,000
4640	Lighting & Electric Supplies	28,752	30,000	30,000	30,000
4650	Building Repair, Maint & Supp	224,647	221,218	213,218	185,000
4660	Heating Oil	34,823	104,738	109,738	100,000
4665	Natural Gas	101,167	165,000	165,000	165,000
4670	Signs,Road Paint & Markings	5,240	5,000	4,200	1,500
4680	Surfacing Materials	4,805	5,000	5,000	5,000
4690	Fertilizer, Seed & Sod	33,700	32,700	37,000	40,000
4720	Conferences & Dues	0	0	1,000	1,000
4770	Small Tools & Equipment	6,852	14,000	14,000	15,000
4990	Refuse Disposal Charges	44,370	44,000	34,000	30,000
8020	Social Security	435,782	435,750	423,407	434,049
8021	MTA Tax	19,999	19,367	18,818	19,291
Total Building and Grounds		8,691,267	8,639,878	8,813,936	8,752,903



General Fund Expenditures Detail

<u>Object</u>	<u>Description</u>	<u>2016</u> <u>Actual</u>	<u>2017</u> <u>Budget</u>	<u>2017</u> <u>Forecast</u>	<u>2018</u> <u>Budget</u>
<u>A1624-Heckscher Amphitheater</u>					
2600	Equipment & Machinery	1,000	0	0	0
4110	Office Supplies	0	59	59	50
4115	Small Furn & Office Equip	275	191	191	500
4122	Computer Supp, Software	575	470	470	250
4290	Other Equipment Rental	3,360	5,100	5,100	5,000
4400	Travel Expenses	0	580	580	500
4470	Uniforms	0	200	200	200
4510	Equip Supplies, Repairs & Main	380	2,550	3,663	2,500
4550	Outside Professional	1,805	1,795	1,795	1,500
4640	Lighting & Electric Supplies	431	0	675	1,000
4770	Small Tools & Equipment	316	500	500	500
Total Heckscher Amphitheater		8,141	11,445	13,233	12,000
<u>A1625-Vehicle Maintenance</u>					
1100	Regular Salaries	676,579	738,601	717,378	740,696
1300	Overtime Salaries	31,889	12,700	11,000	10,000
2313	Leased Motor Vehicles	104,123	128,095	128,095	180,000
4122	Computer Supp, Software	245	1,500	1,500	1,500
4470	Uniforms	2,244	2,500	2,500	2,500
4510	Equip Supplies, Repairs & Main	10,877	8,750	8,750	20,000
4520	Vehicle Repairs, Supplies	256,074	275,915	251,250	265,000
4770	Small Tools & Equipment	3,171	6,000	5,000	5,000
4990	Refuse Disposal Charges	75	0	0	0
8020	Social Security	53,316	57,267	55,644	57,428
8021	MTA Tax	2,404	2,545	2,473	2,552
Total Vehicle Maintenance		1,140,998	1,233,874	1,183,590	1,284,676
<u>A1660-Central Supply/Mailroom</u>					
1100	Regular Salaries	183,505	189,151	189,151	189,151
1300	Overtime Salaries	2,548	0	0	0
4110	Office Supplies	83,964	92,200	92,200	90,000
4130	Postage	142,736	124,400	124,400	125,000
4290	Other Equipment Rental	7,188	7,200	7,200	10,000
4570	Service Contracts	5,562	9,354	9,354	7,500
8020	Social Security	13,705	14,470	14,470	14,470
8021	MTA Tax	609	643	643	643
Total Central Supply/Mailroom		439,818	437,418	437,418	436,764
<u>A1670-Copy Center</u>					
2316	Leased Equipment	194,487	209,000	209,000	209,000
4110	Office Supplies	29,166	36,200	36,200	35,000
4550	Outside Professional	3,032	7,000	7,000	7,000
Total Copy Center		226,685	252,200	252,200	251,000



General Fund Expenditures Detail

<u>Object</u>	<u>Description</u>	<u>2016 Actual</u>	<u>2017 Budget</u>	<u>2017 Forecast</u>	<u>2018 Budget</u>
<u>A1680-Information Technology</u>					
1100	Regular Salaries	1,183,397	1,029,077	1,026,846	1,064,658
1150	Permanent Part Time Salaries	22,751	42,500	42,500	53,295
1300	Overtime Salaries	6,826	12,000	12,000	15,000
1400	Summer Casual Salaries	2,927	6,800	6,800	3,000
2210	Computer, Software & Printers	0	73,000	73,000	0
2220	Townwide Computerization	40,330	59,000	59,000	66,500
4110	Office Supplies	9,458	9,217	9,217	6,000
4122	Computer Supp, Software	84,109	74,811	74,811	46,000
4400	Travel Expenses	17	1,500	1,000	1,000
4510	Equip Supplies, Repairs & Main	4,512	11,000	10,000	10,000
4550	Outside Professional	78,888	220,900	221,900	80,000
4570	Service Contracts	563,331	727,502	727,502	806,450
4720	Conferences & Dues	0	500	500	1,000
4850	Tuition	1,000	1,700	1,700	5,000
8020	Social Security	89,306	86,958	86,958	87,075
8021	MTA Tax	4,537	4,087	4,087	3,870
Total Information Technology		2,091,389	2,360,553	2,357,821	2,248,848
<u>A1910-Unallocated Insurance</u>					
4150	Insurance	339,430	360,000	340,000	395,000
Total Unallocated Insurance		339,430	360,000	340,000	395,000
<u>A1920-Municipal Association Dues</u>					
4720	Conferences & Dues	8,217	9,000	9,000	9,000
Total Municipal Association Dues		8,217	9,000	9,000	9,000
<u>A1930-Judgements and Claims</u>					
4160	Judgements & Claims	294,455	795,472	795,472	300,000
Total Judgements and Claims		294,455	795,472	795,472	300,000
<u>A1940-Purchase of Land</u>					
2109	Purchase of Open Space Land	0	1,500,000	1,500,000	1,500,000
Total Purchase of Land		0	1,500,000	1,500,000	1,500,000
<u>A1950-Taxes & Assessment/Muni Prop</u>					
4170	Taxes & Assmts On Muni Prop	12,012	12,400	12,400	20,000
Total Taxes & Assessment/Muni Prop		12,012	12,400	12,400	20,000
<u>A1989-Other General Gov Support</u>					
4180	Employee Assistance Program	13,700	19,000	19,000	20,000
Total Other General Gov Support		13,700	19,000	19,000	20,000
<u>A1990-Contingency</u>					
1100	Regular Salaries	0	182,983	50,000	0
Total Contingency		0	182,983	50,000	0



General Fund Expenditures Detail

<u>Object</u>	<u>Description</u>	<u>2016 Actual</u>	<u>2017 Budget</u>	<u>2017 Forecast</u>	<u>2018 Budget</u>
<u>A3010-Public Safety Administration</u>					
1100	Regular Salaries	2,107,127	2,119,604	2,065,906	2,136,182
1150	Permanent Part Time Salaries	436,100	580,000	580,000	600,000
1300	Overtime Salaries	157,447	105,000	125,000	100,000
1400	Summer Casual Salaries	30,152	30,000	40,000	43,000
2600	Equipment & Machinery	8,377	0	0	0
2782	Parking Meters	0	10,710	10,710	0
4000	Credit Card Fees	21,732	23,000	18,000	20,000
4051	F.I.R.E. Association Expenses	9,896	40,104	15,104	0
4110	Office Supplies	496	500	500	500
4470	Uniforms	11,572	11,000	11,000	23,000
4500	Printing	1,231	3,700	3,700	3,700
4510	Equip Supplies, Repairs & Main	9,811	13,190	13,190	13,900
4520	Vehicle Repairs, Supplies	1,986	5,000	5,000	5,000
4550	Outside Professional	45,199	57,700	47,700	45,000
4670	Signs,Road Paint & Markings	1,789	2,500	2,500	2,500
4720	Conferences & Dues	0	950	950	950
4770	Small Tools & Equipment	125	1,000	1,000	1,000
8020	Social Security	203,969	218,989	214,881	219,967
8021	MTA Tax	9,160	9,732	9,550	9,776
Total Public Safety Administration		3,056,169	3,232,679	3,164,691	3,224,475
<u>A3120-Harbor and Waterways</u>					
1100	Regular Salaries	480,349	498,745	485,663	498,631
1150	Permanent Part Time Salaries	102,208	99,000	140,000	99,000
1300	Overtime Salaries	76,341	43,581	52,000	30,000
2200	Office Equipment	836	0	0	0
4110	Office Supplies	0	300	300	500
4220	Electric (LIPA)	2,283	3,000	3,000	3,000
4230	Water	229	500	500	500
4470	Uniforms	1,496	2,500	2,500	3,800
4510	Equip Supplies, Repairs & Main	51,407	62,900	62,900	32,000
4520	Vehicle Repairs, Supplies	2,910	800	800	3,000
4550	Outside Professional	2,331	3,000	3,000	4,000
4620	Medical & Safety Supplies	210	1,400	1,400	600
4665	Natural Gas	114	4,600	4,600	4,600
4770	Small Tools & Equipment	0	1,000	1,000	1,000
8020	Social Security	49,629	48,302	47,301	48,014
8021	MTA Tax	2,222	2,147	2,102	2,134
Total Harbor and Waterways		772,565	771,774	807,066	730,779



General Fund Expenditures Detail

<u>Object</u>	<u>Description</u>	<u>2016</u> <u>Actual</u>	<u>2017</u> <u>Budget</u>	<u>2017</u> <u>Forecast</u>	<u>2018</u> <u>Budget</u>
<u>A3510-Control of Animals</u>					
1100	Regular Salaries	648,570	663,280	644,563	686,502
1150	Permanent Part Time Salaries	116,344	89,000	95,000	86,000
1300	Overtime Salaries	75,811	45,000	45,000	45,000
4000	Credit Card Fees	498	500	500	500
4110	Office Supplies	47	500	500	500
4115	Small Furn & Office Equip	0	0	0	500
4220	Electric (LIPA)	25,341	40,000	40,000	40,000
4230	Water	1,183	2,500	2,500	2,500
4470	Uniforms	2,300	2,500	2,500	2,500
4510	Equip Supplies, Repairs & Main	3,511	2,500	2,500	5,000
4550	Outside Professional	20,217	25,000	25,000	25,000
4620	Medical & Safety Supplies	1,905	3,000	3,000	3,000
4650	Building Repair, Maint & Supp	2,118	3,200	3,200	3,200
4665	Natural Gas	1,517	5,000	5,000	5,000
4760	Pet Food	219	3,000	3,000	3,000
8020	Social Security	63,289	60,426	58,994	61,167
8021	MTA Tax	2,829	2,686	2,622	2,719
Total Control of Animals		965,699	948,091	933,879	972,088
<u>A3621-Code Enforcement - Sfty Inspec</u>					
1100	Regular Salaries	145,579	207,044	207,044	209,388
1150	Permanent Part Time Salaries	40,979	39,100	37,000	40,000
1300	Overtime Salaries	446	0	0	0
1400	Summer Casual Salaries	7,272	7,000	7,000	4,000
4470	Uniforms	0	500	1,500	1,500
4510	Equip Supplies, Repairs & Main	0	0	0	1,600
4550	Outside Professional	2,213	3,900	5,000	5,000
8020	Social Security	14,622	17,445	17,445	19,384
8021	MTA Tax	650	775	775	862
Total Code Enforcement - Sfty Inspec		211,760	275,764	275,764	281,734



General Fund Expenditures Detail

<u>Object</u>	<u>Description</u>	<u>2016</u> <u>Actual</u>	<u>2017</u> <u>Budget</u>	<u>2017</u> <u>Forecast</u>	<u>2018</u> <u>Budget</u>
<u>A3640-Civil Defense</u>					
1100	Regular Salaries	10,541	10,500	10,500	10,500
2102	Building Improvements	0	34,000	34,000	0
2400	Communication Equipment	0	0	0	1,000
2600	Equipment & Machinery	0	0	0	1,000
4110	Office Supplies	1,834	500	500	500
4115	Small Furn & Office Equip	8,240	500	500	500
4210	Telephone	0	0	0	3,500
4470	Uniforms	0	0	0	1,000
4510	Equip Supplies, Repairs & Main	0	0	0	500
4520	Vehicle Repairs, Supplies	9,796	3,000	3,000	10,000
4550	Outside Professional	0	0	0	5,000
4570	Service Contracts	0	0	0	15,000
4650	Building Repair, Maint & Supp	0	15,000	15,000	25,000
4720	Conferences & Dues	0	750	750	750
8020	Social Security	691	803	803	803
8021	MTA Tax	36	36	36	36
Total Civil Defense		31,137	65,089	65,089	75,089
<u>A4220-Starshine Program</u>					
4001	Contractual Agreement	798,663	862,708	862,708	861,070
Total Starshine Program		798,663	862,708	862,708	861,070
<u>A5010-Superintendent Of Highways</u>					
1100	Regular Salaries	571,587	578,052	578,052	618,028
1150	Permanent Part Time Salaries	15,958	15,000	15,000	15,000
1300	Overtime Salaries	311	2,000	2,000	2,000
2100	Furniture and Furnishings	0	850	250	250
2210	Computer, Software & Printers	0	0	0	2,500
4110	Office Supplies	970	1,000	1,000	1,000
4115	Small Furn & Office Equip	0	3,200	3,200	0
4122	Computer Supp, Software	2,000	2,700	2,000	2,000
4210	Telephone	0	3,500	3,500	3,500
4220	Electric (LIPA)	86,512	110,000	110,000	110,000
4230	Water	1,501	2,000	2,000	2,000
4290	Other Equipment Rental	0	0	0	2,000
4665	Natural Gas	10,902	18,000	18,000	18,000
4700	Advertising	386	1,800	1,800	1,800
4720	Conferences & Dues	367	750	750	750
8020	Social Security	41,916	45,521	45,521	48,428
8021	MTA Tax	1,961	2,023	2,023	2,152
Total Superintendent Of Highways		734,372	786,396	785,096	829,408



General Fund Expenditures Detail

<u>Object</u>	<u>Description</u>	<u>2016</u> <u>Actual</u>	<u>2017</u> <u>Budget</u>	<u>2017</u> <u>Forecast</u>	<u>2018</u> <u>Budget</u>
A5630-Bus Operations					
1100	Regular Salaries	2,207,803	2,325,243	2,263,995	2,320,947
1150	Permanent Part Time Salaries	837,863	750,000	750,000	750,000
1300	Overtime Salaries	194,936	150,000	150,000	150,000
1400	Summer Casual Salaries	0	4,600	4,000	0
2315	Buses	25,000	4,186	4,186	0
2600	Equipment & Machinery	1,032	1,000	1,000	1,000
4110	Office Supplies	283	500	500	500
4115	Small Furn & Office Equip	0	315	315	250
4120	Fuel for Vehicle & Equipment	139,958	183,971	183,971	190,000
4122	Computer Supp, Software	838	500	500	500
4150	Insurance	146,727	151,929	151,929	162,000
4220	Electric (LIPA)	24,428	34,000	34,000	34,000
4230	Water	894	1,000	1,000	1,000
4350	Snow Removal Materials	0	485	485	550
4400	Travel Expenses	0	250	250	250
4470	Uniforms	8,826	10,500	10,000	10,000
4500	Printing	1,968	2,500	2,500	2,500
4510	Equip Supplies, Repairs & Main	9,636	12,765	10,500	14,000
4520	Vehicle Repairs, Supplies	90,238	163,790	163,790	165,000
4530	Books	791	0	0	0
4550	Outside Professional	4,177	5,000	5,000	5,000
4570	Service Contracts	41,133	50,380	50,380	53,200
4620	Medical & Safety Supplies	0	100	100	100
4640	Lighting & Electric Supplies	0	600	600	600
4650	Building Repair, Maint & Supp	6,338	12,200	12,200	8,700
4665	Natural Gas	15,042	23,000	23,000	23,000
4700	Advertising	0	400	400	1,000
4720	Conferences & Dues	0	250	250	250
4770	Small Tools & Equipment	1,750	2,000	2,000	2,000
4850	Tuition	0	500	500	500
4990	Refuse Disposal Charges	2,801	2,600	2,600	2,000
8020	Social Security	241,712	248,769	244,084	246,402
8021	MTA Tax	11,010	11,056	10,848	10,951
Total Bus Operations		4,015,183	4,154,391	4,084,883	4,156,200



General Fund Expenditures Detail

<u>Object</u>	<u>Description</u>	<u>2016</u> <u>Actual</u>	<u>2017</u> <u>Budget</u>	<u>2017</u> <u>Forecast</u>	<u>2018</u> <u>Budget</u>
<u>A5720-Waterways Navigation</u>					
1150	Permanent Part Time Salaries	0	432	432	0
1175	Part Time Salaries	58,448	54,568	54,568	55,000
1300	Overtime Salaries	0	1,500	1,500	0
4470	Uniforms	491	500	500	500
4510	Equip Supplies, Repairs & Main	1,216	900	900	1,500
4610	Supplies	780	1,100	1,100	500
8020	Social Security	4,471	4,208	4,208	4,208
8021	MTA Tax	199	187	187	187
Total Waterways Navigation		65,605	63,395	63,395	61,895
<u>A6010-Handicapped Enforce Program</u>					
1100	Regular Salaries	10,964	0	0	0
4115	Small Furn & Office Equip	111	250	250	250
4480	Photography	7,400	7,500	7,500	8,500
8020	Social Security	797	0	0	0
8021	MTA Tax	43	0	0	0
Total Handicapped Enforce Program		19,315	7,750	7,750	8,750
<u>A6312-Literacy Volunteers of America</u>					
4001	Contractual Agreement	9,500	9,500	9,500	9,500
Total Literacy Volunteers of America		9,500	9,500	9,500	9,500
<u>A6410-Public Information</u>					
1100	Regular Salaries	120,689	118,689	118,689	120,766
4570	Service Contracts	32,672	35,000	35,000	35,000
4700	Advertising	125	0	0	0
8020	Social Security	9,136	9,080	9,080	9,080
8021	MTA Tax	413	404	404	404
Total Public Information		163,035	163,173	163,173	165,250
<u>A6510-Veterans Services</u>					
4190	Celebrations	3,600	4,000	4,000	4,000
4710	Rent	4,000	4,500	4,500	4,500
Total Veterans Services		7,600	8,500	8,500	8,500



General Fund Expenditures Detail

<u>Object</u>	<u>Description</u>	<u>2016</u> <u>Actual</u>	<u>2017</u> <u>Budget</u>	<u>2017</u> <u>Forecast</u>	<u>2018</u> <u>Budget</u>
<u>A6770-Work/Family Assist Program</u>					
4013	Foster Grandparents Program	10,220	10,220	10,220	10,220
4014	Parents Initiative	9,500	9,500	9,500	9,500
4016	Work Plus - Family Service Lea	29,500	29,500	29,500	29,500
4021	Child Care Enhancement Fund	31,500	31,500	31,500	31,500
4025	Emergency Housing Relocation-FSL	58,000	58,000	58,000	58,000
4053	HBCAC - Hunt Breast Cancer	10,000	10,000	10,000	10,000
4055	SeniorNet@FSL Huntington	9,750	9,750	9,750	9,750
4056	Students and Scientists Progm	4,800	4,800	4,800	4,800
4058	FSLA Homeshare	6,000	6,000	6,000	0
Total Work/Family Assist Program		169,270	169,270	169,270	163,270
<u>A6772-Programs For The Aging</u>					
1100	Regular Salaries	498,051	567,416	565,626	577,668
1150	Permanent Part Time Salaries	108,529	128,500	128,500	130,500
1200	Non-Permanent Salaries	1,802	0	0	0
1300	Overtime Salaries	2,941	6,000	6,000	4,000
1400	Summer Casual Salaries	5,552	7,000	7,000	7,000
4110	Office Supplies	1,176	3,000	3,000	3,000
4115	Small Furn & Office Equip	0	2,000	2,000	1,500
4400	Travel Expenses	1,206	2,000	2,000	2,000
4550	Outside Professional	4,409	8,000	8,000	8,000
4700	Advertising	2,953	0	0	0
4710	Rent	23,650	20,180	20,180	20,180
4720	Conferences & Dues	214	300	300	300
4740	Sr. Program Activities	65	750	750	750
8020	Social Security	45,655	50,671	50,534	55,016
8021	MTA Tax	2,033	2,252	2,246	2,445
Total Programs For The Aging		698,236	798,069	796,136	812,359



General Fund Expenditures Detail

<u>Object</u>	<u>Description</u>	<u>2016</u> <u>Actual</u>	<u>2017</u> <u>Budget</u>	<u>2017</u> <u>Forecast</u>	<u>2018</u> <u>Budget</u>
<u>A6773-Sr. Citizens Day Care Center</u>					
1100	Regular Salaries	240,364	235,809	235,809	235,809
1150	Permanent Part Time Salaries	85,694	90,000	90,000	90,000
1300	Overtime Salaries	577	500	500	350
2210	Computer, Software & Printers	0	0	0	300
4000	Credit Card Fees	1,687	1,800	1,000	2,000
4115	Small Furn & Office Equip	4,318	4,474	4,474	4,500
4400	Travel Expenses	112	296	300	150
4510	Equip Supplies, Repairs & Main	280	100	100	500
4530	Books	199	325	225	300
4550	Outside Professional	9,775	10,975	11,000	7,200
4610	Supplies	959	890	1,500	1,500
4700	Advertising	1,950	2,029	2,000	3,500
4720	Conferences & Dues	800	950	950	950
4740	Sr. Program Activities	1,000	710	900	1,000
8020	Social Security	24,539	24,504	24,504	24,951
8021	MTA Tax	1,091	1,089	1,089	1,109
Total Sr. Citizens Day Care Center		373,344	374,451	374,351	374,119
<u>A6775-Sr. Nutrition Program</u>					
1100	Regular Salaries	276,294	320,031	311,586	350,966
1150	Permanent Part Time Salaries	132,419	141,397	141,397	156,000
1300	Overtime Salaries	5,003	13,000	13,000	10,000
2600	Equipment & Machinery	0	0	0	5,000
4001	Contractual Agreement	270,936	281,099	281,099	290,000
4122	Computer Supp, Software	0	300	300	300
4550	Outside Professional	1,136	1,000	1,000	1,000
8020	Social Security	31,116	36,294	35,648	39,548
8021	MTA Tax	1,383	1,622	1,584	1,758
Total Sr. Nutrition Program		718,287	794,744	785,614	854,572
<u>A7010-Arts Council Administration</u>					
4001	Contractual Agreement	147,500	147,500	147,500	147,500
Total Arts Council Administration		147,500	147,500	147,500	147,500



General Fund Expenditures Detail

<u>Object</u>	<u>Description</u>	<u>2016</u> <u>Actual</u>	<u>2017</u> <u>Budget</u>	<u>2017</u> <u>Forecast</u>	<u>2018</u> <u>Budget</u>
<u>A7020-Recreation Administration</u>					
1100	Regular Salaries	625,486	516,501	516,501	527,307
1150	Permanent Part Time Salaries	48,070	72,000	72,000	52,000
1175	Part Time Salaries	49,265	59,500	55,000	45,000
1300	Overtime Salaries	0	2,000	2,000	2,000
1400	Summer Casual Salaries	0	2,600	2,600	0
4000	Credit Card Fees	46,642	60,000	60,000	60,000
4110	Office Supplies	500	500	500	500
4122	Computer Supp, Software	989	1,000	1,000	1,000
4390	Auto Mileage	784	850	850	850
4510	Equip Supplies, Repairs & Main	34	972	972	1,000
4550	Outside Professional	9,004	8,942	8,942	15,000
4700	Advertising	4,145	1,086	28	0
4720	Conferences & Dues	1,210	1,500	1,500	1,500
8020	Social Security	52,387	54,930	54,930	47,915
8021	MTA Tax	2,725	2,441	2,441	2,130
Total Recreation Administration		841,240	784,822	779,264	756,202
<u>A7115-Dix Hills Park-Administration</u>					
1100	Regular Salaries	274,192	281,972	274,831	282,342
1150	Permanent Part Time Salaries	152,119	140,000	140,000	140,000
1300	Overtime Salaries	13,801	13,400	12,000	12,000
1400	Summer Casual Salaries	410,452	388,540	393,540	395,000
4110	Office Supplies	190	500	500	500
4122	Computer Supp, Software	800	20	20	1,400
4390	Auto Mileage	0	250	250	250
4470	Uniforms	1,604	2,000	2,000	2,000
4481	Camp Youth Supplements	9,855	7,860	7,860	14,900
4530	Books	0	0	0	1,000
4555	Instructional Services	156,896	179,481	180,000	180,000
4620	Medical & Safety Supplies	902	1,077	1,077	2,500
4630	Playground & Rec Supplies	27,677	34,040	26,000	26,000
4720	Conferences & Dues	400	300	300	300
4770	Small Tools & Equipment	979	7,803	5,000	5,000
8020	Social Security	64,808	63,416	62,870	63,445
8021	MTA Tax	2,880	2,818	2,794	2,820
Total Dix Hills Park-Administration		1,117,556	1,123,477	1,109,042	1,129,457



General Fund Expenditures Detail

<u>Object</u>	<u>Description</u>	<u>2016</u> <u>Actual</u>	<u>2017</u> <u>Budget</u>	<u>2017</u> <u>Forecast</u>	<u>2018</u> <u>Budget</u>
<u>A7116-Dix Hills Park-Maintenance</u>					
1100	Regular Salaries	777,690	772,650	747,265	773,645
1300	Overtime Salaries	116,958	100,650	100,000	100,000
1400	Summer Casual Salaries	0	250	0	5,250
4220	Electric (LIPA)	544,353	650,000	600,000	650,000
4230	Water	9,194	5,000	5,000	5,000
4350	Snow Removal Materials	0	0	0	500
4470	Uniforms	2,445	2,550	2,500	2,500
4510	Equip Supplies, Repairs & Main	52,340	61,556	61,555	57,750
4550	Outside Professional	0	14,100	14,100	500
4570	Service Contracts	0	1,719	1,719	6,800
4620	Medical & Safety Supplies	462	500	500	500
4640	Lighting & Electric Supplies	0	0	0	1,500
4650	Building Repair, Maint & Supp	32,671	50,425	46,075	37,000
4665	Natural Gas	83,365	130,000	100,000	130,000
4691	Chemical Supplies	20,389	27,150	20,000	20,000
4990	Refuse Disposal Charges	10,324	10,000	10,000	10,000
8020	Social Security	67,700	67,159	65,217	67,235
8021	MTA Tax	3,009	2,985	2,899	2,988
Total Dix Hills Park-Maintenance		1,720,898	1,896,694	1,776,830	1,871,168
<u>A7140-Playgrounds & Recreation Cntr</u>					
1100	Regular Salaries	121,383	121,458	121,458	121,458
1150	Permanent Part Time Salaries	38,667	17,320	17,320	42,000
1175	Part Time Salaries	32,090	45,285	45,285	45,285
1300	Overtime Salaries	1,895	3,500	3,500	3,500
1400	Summer Casual Salaries	439,346	465,680	460,000	450,000
4110	Office Supplies	45	100	100	100
4390	Auto Mileage	241	300	300	300
4410	Bus Service	48,537	55,280	55,280	50,000
4470	Uniforms	3,615	4,500	4,500	4,500
4481	Camp Youth Supplements	15,195	19,000	19,000	19,000
4510	Equip Supplies, Repairs & Main	586	2,300	2,300	2,300
4550	Outside Professional	125,319	132,500	137,000	137,000
4555	Instructional Services	900	3,000	3,000	4,000
4620	Medical & Safety Supplies	809	1,000	1,000	1,000
4630	Playground & Rec Supplies	19,002	15,425	15,425	15,000
4650	Building Repair, Maint & Supp	295	720	720	5,000
4665	Natural Gas	7,231	11,000	11,000	11,000
8020	Social Security	47,472	47,649	47,000	50,662
8021	MTA Tax	2,185	2,168	2,200	2,253
Total Playgrounds & Recreation Cntr		904,812	948,185	946,388	964,358



General Fund Expenditures Detail

<u>Object</u>	<u>Description</u>	<u>2016</u> <u>Actual</u>	<u>2017</u> <u>Budget</u>	<u>2017</u> <u>Forecast</u>	<u>2018</u> <u>Budget</u>
<u>A7141-Recreation Fee Classes</u>					
1100	Regular Salaries	100,603	103,177	103,177	103,177
1150	Permanent Part Time Salaries	33,349	50,000	50,000	50,000
1175	Part Time Salaries	101,826	125,000	125,000	135,000
1300	Overtime Salaries	1,591	2,500	2,500	2,500
1400	Summer Casual Salaries	4,466	10,500	10,500	15,500
4110	Office Supplies	116	362	362	250
4122	Computer Supp, Software	1,680	1,735	1,735	1,735
4410	Bus Service	0	4,000	4,000	4,000
4470	Uniforms	1,902	2,000	2,000	2,000
4550	Outside Professional	39,617	70,000	70,000	70,000
4555	Instructional Services	5,659	15,000	15,000	25,000
4620	Medical & Safety Supplies	317	600	600	600
4630	Playground & Rec Supplies	2,376	4,000	4,000	4,000
8020	Social Security	18,389	23,423	23,423	23,423
8021	MTA Tax	851	1,041	1,041	1,041
Total Recreation Fee Classes		312,742	413,338	413,338	438,226
<u>A7181-Beach Maintenance</u>					
1100	Regular Salaries	133,008	137,311	133,009	137,704
1200	Non-Permanent Salaries	0	4,625	2,100	0
1300	Overtime Salaries	1,163	2,000	2,000	2,000
1400	Summer Casual Salaries	5,788	2,250	2,250	3,500
2600	Equipment & Machinery	2,500	0	0	4,000
4220	Electric (LIPA)	4,540	35,000	35,000	35,000
4230	Water	8,856	7,100	6,000	6,000
4290	Other Equipment Rental	0	5,000	5,000	0
4470	Uniforms	1,061	600	600	2,000
4510	Equip Supplies, Repairs & Main	24,279	25,400	25,400	30,000
4550	Outside Professional	0	0	0	500
4620	Medical & Safety Supplies	0	0	500	500
4650	Building Repair, Maint & Supp	14,875	15,000	15,000	15,000
4690	Fertilizer, Seed & Sod	2,057	2,500	2,500	2,500
4770	Small Tools & Equipment	1,874	2,000	2,000	2,000
4990	Refuse Disposal Charges	17,138	20,000	20,000	15,000
8020	Social Security	10,599	12,187	11,858	10,955
8021	MTA Tax	471	542	527	487
Total Beach Maintenance		228,208	271,515	263,744	267,146



General Fund Expenditures Detail

<u>Object</u>	<u>Description</u>	<u>2016</u> <u>Actual</u>	<u>2017</u> <u>Budget</u>	<u>2017</u> <u>Forecast</u>	<u>2018</u> <u>Budget</u>
<u>A7182-Marinas & Docks</u>					
1100	Regular Salaries	315,961	313,641	303,421	314,132
1300	Overtime Salaries	53,725	36,500	36,500	36,500
4220	Electric (LIPA)	34,390	40,000	40,000	40,000
4230	Water	3,195	2,500	2,500	2,500
4470	Uniforms	871	1,500	1,500	2,500
4510	Equip Supplies, Repairs & Main	11,226	13,000	13,000	15,000
4550	Outside Professional	200	1,000	1,000	1,000
4650	Building Repair, Maint & Supp	4,470	5,000	5,000	5,000
4770	Small Tools & Equipment	945	1,000	1,000	1,000
4990	Refuse Disposal Charges	6,582	7,000	7,000	5,000
8020	Social Security	28,305	25,524	24,742	26,823
8021	MTA Tax	1,258	1,135	1,100	1,192
Total Marinas & Docks		461,126	447,800	436,763	450,647
<u>A7183-Golf Course-Maintenance</u>					
1100	Regular Salaries	572,691	595,233	576,177	601,401
1200	Non-Permanent Salaries	225,385	236,610	236,810	236,810
1300	Overtime Salaries	37,527	35,000	35,000	35,000
4120	Fuel for Vehicle & Equipment	33,553	45,000	50,000	55,000
4220	Electric (LIPA)	25,055	59,000	59,000	60,000
4230	Water	8,038	15,000	10,000	10,000
4470	Uniforms	3,197	3,450	3,450	2,750
4510	Equip Supplies, Repairs & Main	68,940	65,000	65,000	65,000
4570	Service Contracts	6,348	6,348	6,348	8,750
4620	Medical & Safety Supplies	0	0	0	500
4650	Building Repair, Maint & Supp	19,415	18,292	18,192	18,000
4660	Heating Oil	4,061	26,309	26,309	30,000
4665	Natural Gas	3,096	10,000	5,000	10,000
4690	Fertilizer, Seed & Sod	114,202	117,202	117,302	105,000
4720	Conferences & Dues	0	0	0	800
4770	Small Tools & Equipment	4,894	5,900	5,900	7,000
4990	Refuse Disposal Charges	2,544	3,000	3,000	6,000
8020	Social Security	63,226	66,329	64,871	66,801
8021	MTA Tax	2,823	2,948	2,883	2,969
Total Golf Course-Maintenance		1,194,995	1,310,620	1,285,242	1,321,781



General Fund Expenditures Detail

<u>Object</u>	<u>Description</u>	<u>2016</u> <u>Actual</u>	<u>2017</u> <u>Budget</u>	<u>2017</u> <u>Forecast</u>	<u>2018</u> <u>Budget</u>
<u>A7187-Prog Develop Disability</u>					
1175	Part Time Salaries	59,429	60,000	60,000	60,000
1400	Summer Casual Salaries	51,179	46,450	46,450	46,000
4410	Bus Service	18,126	30,069	30,000	30,000
4470	Uniforms	866	1,000	1,000	1,000
4481	Camp Youth Supplements	2,300	3,600	3,600	3,600
4550	Outside Professional	5,250	9,000	9,000	9,000
4620	Medical & Safety Supplies	0	250	250	250
4630	Playground & Rec Supplies	1,701	2,000	2,000	2,000
8020	Social Security	8,461	7,956	7,956	8,109
8021	MTA Tax	376	354	354	360
Total Prog Develop Disability		147,688	160,679	160,610	160,319
<u>A7188-Beaches-Recreation</u>					
1400	Summer Casual Salaries	518,277	532,293	532,293	532,293
2100	Furniture and Furnishings	0	4,085	4,085	900
4110	Office Supplies	348	502	502	502
4390	Auto Mileage	1,247	1,825	3,500	3,500
4470	Uniforms	7,132	5,633	5,633	5,633
4500	Printing	9,475	10,544	10,544	10,544
4550	Outside Professional	300	2,015	2,015	2,500
4620	Medical & Safety Supplies	2,712	3,456	1,781	3,516
4630	Playground & Rec Supplies	8,143	8,554	8,554	8,254
8020	Social Security	39,599	42,370	42,370	40,720
8021	MTA Tax	1,762	1,895	1,895	1,810
Total Beaches-Recreation		588,995	613,172	613,172	610,172
<u>A7193-Golf Course Administration</u>					
4558	General Costs	0	16,000	16,000	16,000
Total Golf Course Administration		0	16,000	16,000	16,000
<u>A7270-Band Concerts</u>					
1175	Part Time Salaries	41,260	45,875	40,625	40,000
1300	Overtime Salaries	1,206	1,796	1,797	0
4001	Contractual Agreement	100,615	100,615	100,615	100,615
4550	Outside Professional	850	2,550	0	0
8020	Social Security	3,249	3,660	3,260	3,060
8021	MTA Tax	144	246	146	136
Total Band Concerts		147,325	154,742	146,443	143,811



General Fund Expenditures Detail

<u>Object</u>	<u>Description</u>	<u>2016</u> <u>Actual</u>	<u>2017</u> <u>Budget</u>	<u>2017</u> <u>Forecast</u>	<u>2018</u> <u>Budget</u>
<u>A7310-Youth Program Administration</u>					
1100	Regular Salaries	506,589	509,528	509,528	516,297
1150	Permanent Part Time Salaries	13,152	17,000	17,000	50,000
1300	Overtime Salaries	0	350	350	0
4400	Travel Expenses	585	1,100	1,100	1,100
4530	Books	0	200	200	200
4720	Conferences & Dues	664	1,150	1,150	1,500
8020	Social Security	39,011	39,868	39,868	43,166
8021	MTA Tax	1,734	1,772	1,772	1,918
Total Youth Program Administration		561,734	570,968	570,968	614,181
<u>A7320-Joint Youth Program</u>					
4001	Contractual Agreement	2,636,069	2,746,916	2,746,916	2,811,360
Total Joint Youth Program		2,636,069	2,746,916	2,746,916	2,811,360
<u>A7450-Museum - Fine Arts Heckscher</u>					
1100	Regular Salaries	3,298	0	0	0
4001	Contractual Agreement	485,134	485,134	485,134	485,134
8020	Social Security	242	0	0	0
8021	MTA Tax	11	0	0	0
Total Museum - Fine Arts Heckscher		488,684	485,134	485,134	485,134
<u>A7460-Cultural Affairs</u>					
1100	Regular Salaries	103,469	103,470	103,470	105,281
4003	Cold Spring Whaling Museum	23,500	23,500	23,500	23,500
4004	Huntington Historical Property	52,000	52,000	52,000	52,000
4005	Northport Historical Property	16,250	16,250	16,250	16,250
4006	Greenlawn/Centerport Hist Prop	1,900	1,900	1,900	1,900
4007	Walt Whitman Historical	21,000	21,000	21,000	21,000
4009	Huntington Lighthouse	4,900	4,900	4,900	4,900
4012	Public Art Initiative	3,062	19,445	19,445	0
4057	Cinema Arts Centre	10,000	10,000	10,000	10,000
4400	Travel Expenses	0	500	500	500
4530	Books	0	100	100	100
4700	Advertising	2,500	2,500	2,500	2,500
4720	Conferences & Dues	50	500	500	500
8020	Social Security	7,647	7,915	7,915	7,915
8021	MTA Tax	340	352	352	352
Total Cultural Affairs		246,618	264,332	264,332	246,698



General Fund Expenditures Detail

<u>Object</u>	<u>Description</u>	<u>2016</u> <u>Actual</u>	<u>2017</u> <u>Budget</u>	<u>2017</u> <u>Forecast</u>	<u>2018</u> <u>Budget</u>
<u>A7510-Town Historian</u>					
1100	Regular Salaries	34,057	34,055	34,055	34,651
1150	Permanent Part Time Salaries	14,462	12,945	12,945	13,000
4110	Office Supplies	0	250	250	250
4190	Celebrations	1,500	1,500	1,500	1,500
4670	Signs,Road Paint & Markings	2,110	1,055	1,055	1,000
8020	Social Security	3,464	3,600	3,600	3,600
8021	MTA Tax	154	160	160	160
Total Town Historian		55,748	53,565	53,565	54,161
<u>A7550-Celebrations</u>					
4026	Tulip Festival	3,550	8,829	8,828	10,000
Total Celebrations		3,550	8,829	8,828	10,000
<u>A7620-Human Services</u>					
1100	Regular Salaries	343,752	303,634	303,634	306,334
1150	Permanent Part Time Salaries	37,333	49,570	47,000	47,000
1300	Overtime Salaries	1,708	3,700	12,000	10,000
4001	Contractual Agreement	5,000	5,000	5,000	5,000
4110	Office Supplies	0	200	200	200
4115	Small Furn & Office Equip	0	200	200	200
4400	Travel Expenses	689	1,200	1,200	1,200
4530	Books	305	600	600	600
4720	Conferences & Dues	828	2,000	2,000	2,000
8020	Social Security	27,399	29,872	29,872	27,613
8021	MTA Tax	1,397	1,328	1,328	1,227
Total Human Services		418,410	397,304	403,034	401,374
<u>A7624-Sr Citizen C.H.O.R.E</u>					
1100	Regular Salaries	49,957	52,367	52,367	52,367
1150	Permanent Part Time Salaries	132,973	150,000	150,000	146,250
4001	Contractual Agreement	9,469	11,500	11,500	11,500
4400	Travel Expenses	5,759	7,500	7,500	8,000
4720	Conferences & Dues	480	250	250	450
8020	Social Security	13,606	15,481	15,481	15,194
8021	MTA Tax	605	688	688	675
Total Sr Citizen C.H.O.R.E		212,848	237,786	237,786	234,436
<u>A8164-Landfill-Smithtown Cell 6</u>					
4990	Refuse Disposal Charges	286,526	274,400	274,400	289,400
Total Landfill-Smithtown Cell 6		286,526	274,400	274,400	289,400



General Fund Expenditures Detail

<u>Object</u>	<u>Description</u>	<u>2016</u> <u>Actual</u>	<u>2017</u> <u>Budget</u>	<u>2017</u> <u>Forecast</u>	<u>2018</u> <u>Budget</u>
<u>A8166-ENL Post Closure Maintenance</u>					
4220	Electric (LIPA)	14,233	19,000	19,000	19,000
4510	Equip Supplies, Repairs & Main	0	1,810	1,810	1,000
4550	Outside Professional	27,050	39,067	39,067	31,000
4620	Medical & Safety Supplies	0	260	260	0
4650	Building Repair, Maint & Supp	2,900	640	640	500
Total ENL Post Closure Maintenance		44,183	60,777	60,777	51,500
<u>A8170-Resource Recovery</u>					
1100	Regular Salaries	370,970	321,293	321,293	307,676
1150	Permanent Part Time Salaries	0	20,000	20,000	33,000
1300	Overtime Salaries	132	850	700	700
4001	Contractual Agreement	19,100,473	19,490,000	19,500,000	19,500,000
4110	Office Supplies	0	100	100	100
4122	Computer Supp, Software	365	350	350	350
4400	Travel Expenses	0	200	200	200
4470	Uniforms	249	750	750	750
4530	Books	457	1,823	1,823	600
4550	Outside Professional	0	5,000	0	0
4720	Conferences & Dues	0	170	170	170
8020	Social Security	27,996	28,446	28,446	26,115
8021	MTA Tax	1,244	1,264	1,264	1,161
Total Resource Recovery		19,501,887	19,870,246	19,875,096	19,870,822
<u>A8560-Organic Garden</u>					
4230	Water	4,162	2,500	2,500	2,500
4290	Other Equipment Rental	2,250	2,250	2,200	1,200
4500	Printing	615	0	0	500
4570	Service Contracts	960	1,000	1,000	1,500
4680	Surfacing Materials	0	450	500	500
Total Organic Garden		7,987	6,200	6,200	6,200



General Fund Expenditures Detail

<u>Object</u>	<u>Description</u>	<u>2016</u> <u>Actual</u>	<u>2017</u> <u>Budget</u>	<u>2017</u> <u>Forecast</u>	<u>2018</u> <u>Budget</u>
<u>A8565-Solid Waste Recycling</u>					
1100	Regular Salaries	462,722	455,533	442,187	457,797
1300	Overtime Salaries	19,420	13,410	12,100	20,000
4110	Office Supplies	0	0	50	100
4230	Water	113	150	100	100
4470	Uniforms	1,492	1,550	1,500	1,500
4500	Printing	2,000	2,000	2,000	2,000
4510	Equip Supplies, Repairs & Main	4,558	2,167	2,167	1,500
4520	Vehicle Repairs, Supplies	8,434	27,650	28,300	20,000
4550	Outside Professional	498	1,400	1,400	1,400
4620	Medical & Safety Supplies	0	300	300	300
4650	Building Repair, Maint & Supp	0	0	1,000	1,000
4700	Advertising	2,500	1,833	1,833	0
4990	Refuse Disposal Charges	79,036	90,500	90,500	86,000
8020	Social Security	36,404	35,465	34,444	36,551
8021	MTA Tax	1,638	1,576	1,531	1,625
Total Solid Waste Recycling		618,816	633,534	619,412	629,873
<u>A8684-Plan & Manage Development</u>					
4043	Economic Development	24,131	68,242	68,242	35,000
Total Plan & Manage Development		24,131	68,242	68,242	35,000
<u>A8710-Conservation</u>					
1100	Regular Salaries	78,889	114,676	114,676	106,000
1175	Part Time Salaries	0	3,840	3,840	0
4700	Advertising	20,767	6,000	6,000	0
8020	Social Security	6,055	8,773	8,773	8,109
8021	MTA Tax	269	390	390	360
Total Conservation		105,980	133,679	133,679	114,469



General Fund Expenditures Detail

<u>Object</u>	<u>Description</u>	<u>2016</u> <u>Actual</u>	<u>2017</u> <u>Budget</u>	<u>2017</u> <u>Forecast</u>	<u>2018</u> <u>Budget</u>
<u>A8790-Maritime Services Admin</u>					
1100	Regular Salaries	257,733	289,400	289,400	303,141
1150	Permanent Part Time Salaries	0	0	0	30,000
1200	Non-Permanent Salaries	3,246	0	0	0
1300	Overtime Salaries	0	0	610	0
1400	Summer Casual Salaries	33,011	30,000	35,000	40,000
4000	Credit Card Fees	8,144	9,000	9,000	10,000
4110	Office Supplies	0	250	250	250
4400	Travel Expenses	69	0	0	0
4500	Printing	4,027	3,000	3,000	3,000
4511	Pumpout Repairs	282	3,500	3,500	2,500
4550	Outside Professional	36,609	41,000	41,000	41,000
4620	Medical & Safety Supplies	0	200	200	200
4720	Conferences & Dues	232	300	300	300
4762	Natural Marine Resources	28,000	28,000	28,000	28,000
8020	Social Security	21,950	23,262	23,262	27,546
8021	MTA Tax	982	1,034	1,034	1,224
Total Maritime Services Admin		394,285	428,946	434,556	487,161
<u>A8793-Waste Management Admin</u>					
1100	Regular Salaries	428,398	365,248	362,907	359,304
4110	Office Supplies	0	469	469	800
4115	Small Furn & Office Equip	288	331	331	0
4400	Travel Expenses	0	200	200	200
4720	Conferences & Dues	407	3,165	3,165	3,165
8020	Social Security	30,948	32,723	32,544	27,195
8021	MTA Tax	1,446	1,454	1,446	1,209
Total Waste Management Admin		461,487	403,590	401,062	391,873
<u>A8845-Services to the Handicapped</u>					
1400	Summer Casual Salaries	8,200	7,430	10,000	10,000
8020	Social Security	627	765	765	765
8021	MTA Tax	28	34	34	34
Total Services to the Handicapped		8,855	8,229	10,799	10,799
<u>A9010-State Retirement</u>					
8010	State Retirement	4,878,102	6,072,111	5,500,000	5,977,554
Total State Retirement		4,878,102	6,072,111	5,500,000	5,977,554
<u>A9030-Social Security</u>					
8020	Social Security	55,960	73,000	100,000	93,062
Total Social Security		55,960	73,000	100,000	93,062



General Fund Expenditures Detail

<u>Object</u>	<u>Description</u>	<u>2016</u> <u>Actual</u>	<u>2017</u> <u>Budget</u>	<u>2017</u> <u>Forecast</u>	<u>2018</u> <u>Budget</u>
<u>A9040-Worker's Compensation</u>					
8030	Worker's Compensation	1,536,039	1,431,250	1,500,000	1,400,000
Total Worker's Compensation		1,536,039	1,431,250	1,500,000	1,400,000
<u>A9045-Life Insurance</u>					
8040	Life Insurance	32,090	47,500	35,000	50,000
Total Life Insurance		32,090	47,500	35,000	50,000
<u>A9050-Unemployment Insurance</u>					
8050	Unemployment Insurance	60,864	125,625	100,000	130,000
Total Unemployment Insurance		60,864	125,625	100,000	130,000
<u>A9055-Disability Insurance</u>					
8060	Disability Insurance	52,069	90,000	70,000	90,000
Total Disability Insurance		52,069	90,000	70,000	90,000
<u>A9060-Hospital / Medical Insurance</u>					
8070	Health Insurance	6,238,200	7,200,000	6,900,000	7,750,000
8071	Retiree Health Insurance	3,714,081	4,125,400	3,900,000	4,200,000
8072	Medicare Reimbursement	359,372	368,000	368,000	370,000
Total Hospital / Medical Insurance		10,311,653	11,693,400	11,168,000	12,320,000
<u>A9065-Welfare Fund-White Collar/Appt</u>					
8080	Dental	478,520	518,000	500,000	550,000
Total Welfare Fund-White Collar/Appt		478,520	518,000	500,000	550,000
<u>A9070-Misc. Salaried Benefits</u>					
8090	Welfare Fund - B/C Local 342	255,941	270,000	270,000	270,000
8100	Retirement Accrual Payout	562,750	350,000	350,000	350,000
8101	Accrual Payout	168,755	248,000	248,000	248,000
8102	Personal Days Expense	163,448	200,000	200,000	200,000
Total Misc. Salaried Benefits		1,150,894	1,068,000	1,068,000	1,068,000
<u>A9710-Serial Bonds</u>					
6000	Principal on Indebtedness	2,981,745	2,980,000	2,950,000	3,100,000
7000	Interest on Indebtedness	877,313	940,916	950,000	1,000,000
Total Serial Bonds		3,859,058	3,920,916	3,900,000	4,100,000
<u>A9730-Bond Anticipation Notes</u>					
6000	Principal on Indebtedness	500,000	500,000	500,000	0
7000	Interest on Indebtedness	12,500	4,084	4,084	0
Total Bond Anticipation Notes		512,500	504,084	504,084	0
<u>A9950-Interfund Trans - Capital Cash</u>					
9010	Transfer	3,197,854	1,031,650	774,000	0
Total Interfund Trans - Capital Cash		3,197,854	1,031,650	774,000	0



General Fund Expenditures Detail

<u>Object</u>	<u>Description</u>	<u>2016</u> <u>Actual</u>	<u>2017</u> <u>Budget</u>	<u>2017</u> <u>Forecast</u>	<u>2018</u> <u>Budget</u>
Fund Total		<u>97,226,044</u>	<u>102,362,945</u>	<u>100,630,884</u>	<u>101,160,811</u>



Part Town Revenue Detail

Object	Description	<u>2016</u> <u>Actual</u>	<u>2017</u> <u>Budget</u>	<u>2017</u> <u>Forecast</u>	<u>2018</u> <u>Budget</u>
<u>B0511-Part Town</u>					
0511R	Appropriated Reserves	0	90,000	90,000	0
Total Part Town		0	90,000	90,000	0
<u>B1001-Part Town</u>					
1001	Real Property Taxes	4,266,967	4,616,154	4,616,154	4,757,979
Total Part Town		4,266,967	4,616,154	4,616,154	4,757,979
<u>B1081-Part Town</u>					
1081	Other Payments Lieu of Taxes	7,191	36,000	8,000	13,000
Total Part Town		7,191	36,000	8,000	13,000
<u>B1090-Part Town</u>					
1090	Interest & Penalties	37	1,000	1,000	1,000
Total Part Town		37	1,000	1,000	1,000
<u>B1240-Part Town</u>					
1240	Comptroller's Fee - Ret Checks	620	500	500	500
Total Part Town		620	500	500	500
<u>B1255-Part Town</u>					
1255	Clerk Fees	59,992	20,000	20,000	20,000
Total Part Town		59,992	20,000	20,000	20,000
<u>B1260-Part Town</u>					
1260	FOIL Request	3,894	2,000	2,350	2,000
Total Part Town		3,894	2,000	2,350	2,000
<u>B1289-Other Departmental Income</u>					
1289	Other Departmental Income	6,441	177,552	177,468	0
Total Other Departmental Income		6,441	177,552	177,468	0
<u>B1540-Part Town</u>					
1540	Fire Inspection Fees	556,935	550,000	550,000	550,000
Total Part Town		556,935	550,000	550,000	550,000
<u>B1560-Part Town</u>					
1560	Building Department	3,784,068	3,700,000	3,700,000	3,750,000
Total Part Town		3,784,068	3,700,000	3,700,000	3,750,000
<u>B1601-Part Town</u>					
1601	Registrar Fees (Pub Health)	232,950	230,000	230,000	230,000
Total Part Town		232,950	230,000	230,000	230,000
<u>B2110-Part Town</u>					
2110	Zoning Fees	148,917	138,000	138,000	138,000
Total Part Town		148,917	138,000	138,000	138,000



Part Town Revenue Detail

<u>Object</u>	<u>Description</u>	<u>2016</u> <u>Actual</u>	<u>2017</u> <u>Budget</u>	<u>2017</u> <u>Forecast</u>	<u>2018</u> <u>Budget</u>
<u>B2115-Part Town</u>					
2115	Planning Board Fees	308,227	300,000	300,000	300,000
Total Part Town		308,227	300,000	300,000	300,000
<u>B2401-Part Town</u>					
2401	Interest & Earnings	15,131	15,000	16,000	15,000
Total Part Town		15,131	15,000	16,000	15,000
<u>B2402-Part Town</u>					
2402	Earn/Invest Capital Fund	2,363	0	0	0
Total Part Town		2,363	0	0	0
<u>B2408-Part Town</u>					
2408	Interest/Miscellaneous Reserve	2,061	0	0	0
Total Part Town		2,061	0	0	0
<u>B2412-Part Town</u>					
2412	Rental Registration	287,983	350,000	244,000	350,000
Total Part Town		287,983	350,000	244,000	350,000
<u>B2545-GIS Licenses</u>					
2545	Other Licences	9,551	10,000	10,000	10,000
Total GIS Licenses		9,551	10,000	10,000	10,000
<u>B2555-Part Town</u>					
2555	Accessory Apartment Permits	577,688	565,000	573,000	565,000
Total Part Town		577,688	565,000	573,000	565,000
<u>B2559-Part Town</u>					
2559	Accessory Apartments Penalties	10,750	10,000	9,750	10,000
Total Part Town		10,750	10,000	9,750	10,000
<u>B2590-Part Town</u>					
2590	Other Permits - Town Eng	53,319	90,000	90,000	90,000
Total Part Town		53,319	90,000	90,000	90,000
<u>B2595-Part Town</u>					
2595	Sign Permits	164,449	150,000	160,000	150,000
Total Part Town		164,449	150,000	160,000	150,000
<u>B2680-Part Town</u>					
2680	Insurance Recoveries	5,460	0	18,296	0
Total Part Town		5,460	0	18,296	0
<u>B2690-Part Town</u>					
2690	Other Compensation For Loss	0	0	8,957	0
Total Part Town		0	0	8,957	0



Part Town Revenue Detail

Object	Description	<u>2016</u> <u>Actual</u>	<u>2017</u> <u>Budget</u>	<u>2017</u> <u>Forecast</u>	<u>2018</u> <u>Budget</u>
<u>B2706-Grants from Local Governments</u>					
2706	Grant from Local Government	0	7,000	7,000	0
Total Grants from Local Governments		0	7,000	7,000	0
<u>B2709-Part Town</u>					
2709	Employee/Retiree Contributions	232,671	120,000	180,000	150,000
Total Part Town		232,671	120,000	180,000	150,000
<u>B2710-Premium on Obligations</u>					
2710	Premium on Obligations	0	0	2,192	0
Total Premium on Obligations		0	0	2,192	0
<u>B2770-Part Town</u>					
2770	Unclassified Revenues	6,185	4,336	41,650	0
Total Part Town		6,185	4,336	41,650	0
Fund Total		<u><u>10,743,851</u></u>	<u><u>11,182,543</u></u>	<u><u>11,194,317</u></u>	<u><u>11,102,479</u></u>



Part Town Expenditures Detail

<u>Object</u>	<u>Description</u>	<u>2016 Actual</u>	<u>2017 Budget</u>	<u>2017 Forecast</u>	<u>2018 Budget</u>
<u>B1380-Fiscal Agent Fees</u>					
4600	Bond & Note Issue & Serv Exp	2,068	2,500	2,500	2,500
Total Fiscal Agent Fees		2,068	2,500	2,500	2,500
<u>B1420-Town Attorney</u>					
1150	Permanent Part Time Salaries	90,346	90,000	90,000	90,000
4551	Outside Professional - Legal	0	10,000	5,000	10,000
8020	Social Security	6,413	6,885	6,885	6,885
8021	MTA Tax	287	306	306	306
Total Town Attorney		97,046	107,191	102,191	107,191
<u>B1620-Building Department</u>					
1100	Regular Salaries	1,531,060	1,493,736	1,493,736	1,504,995
1150	Permanent Part Time Salaries	68,774	65,000	65,000	65,000
1300	Overtime Salaries	95,869	30,000	65,000	80,000
1400	Summer Casual Salaries	3,287	5,000	5,000	5,000
4000	Credit Card Fees	9,202	8,000	10,000	10,000
4110	Office Supplies	902	2,449	2,449	1,500
4122	Computer Supp, Software	1,806	1,896	2,000	4,000
4400	Travel Expenses	0	0	0	250
4470	Uniforms	0	0	0	500
4500	Printing	1,894	1,714	1,714	2,000
4520	Vehicle Repairs, Supplies	0	3,000	3,000	0
4570	Service Contracts	2,275	2,564	2,564	3,000
4720	Conferences & Dues	0	880	795	500
8020	Social Security	124,786	124,631	124,631	126,607
8021	MTA Tax	5,951	5,539	5,539	5,627
Total Building Department		1,845,806	1,744,409	1,781,428	1,808,979
<u>B1680-Information Technology</u>					
4122	Computer Supp, Software	16,987	0	0	0
4550	Outside Professional	0	15,000	15,000	15,000
4570	Service Contracts	11,359	37,500	37,500	33,500
Total Information Technology		28,346	52,500	52,500	48,500
<u>B1910-Unallocated Insurance</u>					
4150	Insurance	26,911	35,000	35,000	35,000
Total Unallocated Insurance		26,911	35,000	35,000	35,000
<u>B1989-Other General Gov Support</u>					
4180	Employee Assistance Program	3,500	6,000	6,000	6,000
Total Other General Gov Support		3,500	6,000	6,000	6,000



Part Town Expenditures Detail

<u>Object</u>	<u>Description</u>	<u>2016</u> <u>Actual</u>	<u>2017</u> <u>Budget</u>	<u>2017</u> <u>Forecast</u>	<u>2018</u> <u>Budget</u>
<u>B1990-Contingency</u>					
1100	Regular Salaries	0	209,904	100,000	0
Total Contingency		0	209,904	100,000	0
<u>B3310-Transportation-Traffic Safety</u>					
1100	Regular Salaries	293,071	292,555	290,611	291,685
1175	Part Time Salaries	495	1,250	1,250	1,250
1300	Overtime Salaries	887	2,000	2,000	2,000
1400	Summer Casual Salaries	7,072	2,600	4,367	2,600
2222	Computer Software & Programs	0	250	250	250
2600	Equipment & Machinery	0	1,000	1,000	1,000
4110	Office Supplies	125	1,000	1,000	1,000
4470	Uniforms	311	500	500	500
4480	Photography	158	200	200	200
4510	Equip Supplies, Repairs & Main	484	500	500	500
4530	Books	0	500	500	500
4550	Outside Professional	21,446	43,262	43,262	40,000
4560	Maintenance Of Equip-Traffic	228,445	343,324	327,324	300,000
4720	Conferences & Dues	365	500	500	500
4770	Small Tools & Equipment	939	1,000	1,000	1,000
8020	Social Security	22,634	22,963	22,963	22,761
8021	MTA Tax	1,006	1,021	1,021	1,012
Total Transportation-Traffic Safety		577,438	714,425	698,248	666,758
<u>B3620-Fire Prevention - Sfty Inspect</u>					
1100	Regular Salaries	321,067	318,387	318,387	318,387
1150	Permanent Part Time Salaries	171,675	100,000	150,000	100,000
1300	Overtime Salaries	47,963	40,000	40,000	40,000
2200	Office Equipment	0	0	0	1,000
4110	Office Supplies	92	500	500	500
4115	Small Furn & Office Equip	0	0	0	500
4400	Travel Expenses	0	0	0	500
4470	Uniforms	4,570	3,000	3,000	3,000
4500	Printing	81	750	750	750
4530	Books	705	250	250	1,000
4550	Outside Professional	0	2,000	2,000	0
4720	Conferences & Dues	0	0	0	250
4770	Small Tools & Equipment	0	3,335	3,335	335
8020	Social Security	39,304	35,067	35,067	35,067
8021	MTA Tax	1,822	1,559	1,559	1,559
Total Fire Prevention - Sfty Inspect		587,279	504,848	554,848	502,848



Part Town Expenditures Detail

<u>Object</u>	<u>Description</u>	<u>2016</u> <u>Actual</u>	<u>2017</u> <u>Budget</u>	<u>2017</u> <u>Forecast</u>	<u>2018</u> <u>Budget</u>
<u>B3621-Rental Registration</u>					
1100	Regular Salaries	151,554	176,437	176,437	176,685
1300	Overtime Salaries	345	0	0	0
8020	Social Security	11,540	13,637	13,637	13,516
8021	MTA Tax	513	606	606	601
Total Rental Registration		163,952	190,680	190,680	190,802
<u>B3622-Zoning & Building Inspections</u>					
1100	Regular Salaries	942,898	909,040	909,040	975,273
1300	Overtime Salaries	15,116	18,500	18,500	18,500
4115	Small Furn & Office Equip	126	789	789	500
4470	Uniforms	2,995	3,000	3,000	3,000
4520	Vehicle Repairs, Supplies	1,133	1,000	1,000	1,000
4770	Small Tools & Equipment	1,500	1,000	1,000	1,500
8020	Social Security	70,887	77,149	77,149	76,024
8021	MTA Tax	3,184	3,429	3,429	3,379
Total Zoning & Building Inspections		1,037,839	1,013,907	1,013,907	1,079,176
<u>B4020-Registrar Of Vital Statistics</u>					
1100	Regular Salaries	106,314	116,651	116,651	116,651
1150	Permanent Part Time Salaries	5,019	5,000	5,000	5,000
1175	Part Time Salaries	6,834	4,807	6,500	4,000
1300	Overtime Salaries	879	1,000	1,500	1,000
1400	Summer Casual Salaries	900	193	193	1,000
2200	Office Equipment	0	1,500	1,500	1,500
4110	Office Supplies	1,165	2,000	2,000	2,000
4500	Printing	0	75	75	75
4510	Equip Supplies, Repairs & Main	0	450	450	450
8020	Social Security	9,031	9,792	9,792	9,765
8021	MTA Tax	398	435	435	434
Total Registrar Of Vital Statistics		130,540	141,903	144,096	141,875
<u>B8010-Zoning Board Of Appeals</u>					
1100	Regular Salaries	106,661	112,000	112,000	112,000
4460	Outside Stenographic	20,115	30,000	30,000	30,000
4700	Advertising	13,939	12,000	12,000	12,000
4720	Conferences & Dues	0	500	500	500
8020	Social Security	6,659	8,568	8,568	8,568
8021	MTA Tax	296	381	381	381
Total Zoning Board Of Appeals		147,670	163,449	163,449	163,449



Part Town Expenditures Detail

<u>Object</u>	<u>Description</u>	<u>2016</u> <u>Actual</u>	<u>2017</u> <u>Budget</u>	<u>2017</u> <u>Forecast</u>	<u>2018</u> <u>Budget</u>
<u>B8020-Planning Department</u>					
1100	Regular Salaries	1,485,122	1,320,478	1,320,478	1,326,017
1150	Permanent Part Time Salaries	150	30,000	30,000	30,000
1300	Overtime Salaries	12,231	17,300	17,300	6,300
1400	Summer Casual Salaries	0	2,000	2,000	6,000
4043	Economic Development	600	2,500	2,500	2,500
4110	Office Supplies	1,065	1,500	1,500	1,500
4115	Small Furn & Office Equip	1,166	2,000	2,000	2,000
4122	Computer Supp, Software	4,329	4,500	4,500	4,500
4400	Travel Expenses	67	250	250	250
4490	Drafting	754	750	750	750
4530	Books	0	500	500	500
4550	Outside Professional	119,663	15,658	15,658	0
4570	Service Contracts	0	20,000	20,000	20,000
4670	Signs,Road Paint & Markings	3,340	5,000	5,000	5,000
4720	Conferences & Dues	360	2,000	2,000	2,000
8020	Social Security	107,288	110,716	110,716	104,344
8021	MTA Tax	5,352	4,921	4,921	4,637
Total Planning Department		1,741,488	1,540,073	1,540,073	1,516,298
<u>B8025-Planning Board</u>					
1100	Regular Salaries	112,430	112,000	112,000	112,000
4000	Credit Card Fees	1,071	1,000	1,000	1,000
4460	Outside Stenographic	2,994	4,000	4,000	4,000
4700	Advertising	949	3,000	3,000	3,000
8020	Social Security	7,680	8,568	8,568	8,568
8021	MTA Tax	341	381	381	381
Total Planning Board		125,465	128,949	128,949	128,949
<u>B8036-Accessory Apt Code Compliance</u>					
1100	Regular Salaries	151,458	145,136	145,136	145,136
1150	Permanent Part Time Salaries	46,288	40,000	40,000	40,000
4000	Credit Card Fees	3,805	2,500	2,500	2,500
4110	Office Supplies	163	554	555	500
4460	Outside Stenographic	2,100	2,500	2,500	3,500
4470	Uniforms	229	1,000	1,000	1,000
4700	Advertising	1,598	2,000	2,000	1,500
8020	Social Security	14,015	14,163	14,163	14,163
8021	MTA Tax	653	629	629	629
Total Accessory Apt Code Compliance		220,310	208,482	208,483	208,928



Part Town Expenditures Detail

<u>Object</u>	<u>Description</u>	<u>2016</u> <u>Actual</u>	<u>2017</u> <u>Budget</u>	<u>2017</u> <u>Forecast</u>	<u>2018</u> <u>Budget</u>
<u>B8710-Conservation Board</u>					
1150	Permanent Part Time Salaries	11,897	15,000	15,000	15,000
8020	Social Security	910	1,148	1,148	1,148
8021	MTA Tax	40	51	51	51
Total Conservation Board		12,847	16,199	16,199	16,199
<u>B9010-State Retirement</u>					
8010	State Retirement	900,340	1,091,375	1,091,375	1,087,027
Total State Retirement		900,340	1,091,375	1,091,375	1,087,027
<u>B9030-Social Security</u>					
8020	Social Security	15,924	24,700	24,700	26,500
Total Social Security		15,924	24,700	24,700	26,500
<u>B9040-Worker's Compensation</u>					
8030	Worker's Compensation	147,300	120,000	180,000	120,000
Total Worker's Compensation		147,300	120,000	180,000	120,000
<u>B9045-Life Insurance</u>					
8040	Life Insurance	7,806	10,000	8,834	11,000
Total Life Insurance		7,806	10,000	8,834	11,000
<u>B9050-Unemployment Insurance</u>					
8050	Unemployment Insurance	3,625	8,000	8,000	8,000
Total Unemployment Insurance		3,625	8,000	8,000	8,000
<u>B9055-Disability Insurance</u>					
8060	Disability Insurance	7,907	20,000	7,590	20,000
Total Disability Insurance		7,907	20,000	7,590	20,000
<u>B9060-Hospital / Medical Insurance</u>					
8070	Health Insurance	1,104,304	1,400,000	1,191,439	1,500,000
8071	Retiree Health Insurance	890,097	977,700	954,722	1,032,500
8072	Medicare Reimbursement	91,848	97,000	97,000	99,000
Total Hospital / Medical Insurance		2,086,248	2,474,700	2,243,161	2,631,500
<u>B9065-Welfare Fund-White Collar/ Appt</u>					
8080	Dental	158,169	160,000	160,000	172,000
Total Welfare Fund-White Collar/ Appt		158,169	160,000	160,000	172,000
<u>B9070-Misc. Salaried Benefits</u>					
8090	Welfare Fund - B/C Local 342	1,320	2,000	1,320	2,000
8100	Retirement Accrual Payout	179,611	90,000	90,000	90,000
8101	Accrual Payout	28,545	54,000	54,000	54,000
8102	Personal Days Expense	29,435	26,000	26,000	26,000
Total Misc. Salaried Benefits		238,910	172,000	171,320	172,000



Part Town Expenditures Detail

<u>Object</u>	<u>Description</u>	<u>2016</u> <u>Actual</u>	<u>2017</u> <u>Budget</u>	<u>2017</u> <u>Forecast</u>	<u>2018</u> <u>Budget</u>
<u>B9710-Serial Bonds</u>					
6000	Principal on Indebtedness	134,128	150,000	150,000	175,000
7000	Interest on Indebtedness	48,815	55,000	55,000	56,000
Total Serial Bonds		182,943	205,000	205,000	231,000
<u>B9950-Interfund Trans - Capital Cash</u>					
9010	Transfer	0	147,278	147,278	0
Total Interfund Trans - Capital Cash		0	147,278	147,278	0
Fund Total		10,497,676	11,213,472	10,985,809	11,102,479



Board of Trustees Revenue Detail

<u>Object</u>	<u>Description</u>	<u>2016</u> <u>Actual</u>	<u>2017</u> <u>Budget</u>	<u>2017</u> <u>Forecast</u>	<u>2018</u> <u>Budget</u>
<u>C2401-Board of Trustees</u>					
2401	Interest & Earnings	2,793	2,099	3,000	2,000
Total Board of Trustees		2,793	2,099	3,000	2,000
<u>C2410-Board of Trustees</u>					
2410	Rental of Real Property	92,222	89,218	89,218	90,000
Total Board of Trustees		92,222	89,218	89,218	90,000
<u>C2770-Board of Trustees</u>					
2770	Unclassified Revenues	600	0	0	0
Total Board of Trustees		600	0	0	0
Fund Total		95,615	91,317	92,218	92,000



Board of Trustees Expenditures Detail

<u>Object</u>	<u>Description</u>	<u>2016</u> <u>Actual</u>	<u>2017</u> <u>Budget</u>	<u>2017</u> <u>Forecast</u>	<u>2018</u> <u>Budget</u>
<u>C1910-Unallocated Insurance</u>					
4150	Insurance	1,684	500	500	500
Total Unallocated Insurance		1,684	500	500	500
<u>C1950-Taxes & Assessment/Muni Prop</u>					
4170	Taxes & Assmts On Muni Prop	7,919	10,000	10,000	13,626
4550	Outside Professional	0	13,300	13,300	13,300
4551	Outside Professional - Legal	3,429	27,983	27,983	20,000
Total Taxes & Assessment/Muni Prop		11,348	51,283	51,283	46,926
<u>C9901-Interfund Transfers</u>					
9010	Transfer	37,536	47,517	47,517	44,574
Total Interfund Transfers		37,536	47,517	47,517	44,574
Fund Total		50,567	99,300	99,300	92,000



Business Improvement Districts Revenue Detail

<u>Object</u>	<u>Description</u>	<u>2016</u> <u>Actual</u>	<u>2017</u> <u>Budget</u>	<u>2017</u> <u>Forecast</u>	<u>2018</u> <u>Budget</u>
<u>CB1001-Business Improvement Districts</u>					
1001	Real Property Taxes	186,500	186,500	186,500	186,500
Total Business Improvement Districts		186,500	186,500	186,500	186,500
<u>CB1090-Business Improvement Districts</u>					
1090	Interest & Penalties	2	5	5	5
Total Business Improvement Districts		2	5	5	5
Fund Total		186,502	186,505	186,505	186,505



Business Improvement Districts Expenditures Detail

<u>Object</u>	<u>Description</u>	<u>2016</u> <u>Actual</u>	<u>2017</u> <u>Budget</u>	<u>2017</u> <u>Forecast</u>	<u>2018</u> <u>Budget</u>
CB8620-Business Improvement Districts					
4001	Contractual Agreement	2	5	5	5
4034	Huntington Village BID	87,500	87,500	87,500	87,500
4035	Cold Spring Harbor BID	9,000	9,000	9,000	9,000
4045	Huntington Station BID	90,000	90,000	90,000	90,000
Total Business Improvement Districts		186,502	186,505	186,505	186,505
Fund Total		186,502	186,505	186,505	186,505



Highway Fund Revenue Detail

Object	Description	<u>2016</u> <u>Actual</u>	<u>2017</u> <u>Budget</u>	<u>2017</u> <u>Forecast</u>	<u>2018</u> <u>Budget</u>
<u>DB0511-Highway Fund</u>					
0511R	Appropriated Reserves	0	24,745	24,745	20,000
Total Highway Fund		0	24,745	24,745	20,000
<u>DB1001-Highway Fund</u>					
1001	Real Property Taxes	31,713,152	32,597,757	32,597,757	32,839,462
Total Highway Fund		31,713,152	32,597,757	32,597,757	32,839,462
<u>DB1081-Highway Fund</u>					
1081	Other Payments Lieu of Taxes	59,945	66,500	66,500	90,000
Total Highway Fund		59,945	66,500	66,500	90,000
<u>DB1090-Highway Fund</u>					
1090	Interest & Penalties	276	0	0	0
Total Highway Fund		276	0	0	0
<u>DB1260-Highway</u>					
1260	FOIL Request	23	0	7	0
Total Highway		23	0	7	0
<u>DB1789-Other Transportation Income</u>					
1789	Other Transportation Income	560,416	0	0	0
Total Other Transportation Income		560,416	0	0	0
<u>DB2300-Highway Fund</u>					
2300	Trans Service, Other Govts	5,412	0	0	0
Total Highway Fund		5,412	0	0	0
<u>DB2401-Highway Fund</u>					
2401	Interest & Earnings	136,796	80,000	110,000	100,000
Total Highway Fund		136,796	80,000	110,000	100,000
<u>DB2402-Highway</u>					
2402	Earn/Invest Capital Fund	2,577	0	0	0
Total Highway		2,577	0	0	0
<u>DB2408-Highway Fund</u>					
2408	Interest/Miscellaneous Reserve	7,392	0	0	0
Total Highway Fund		7,392	0	0	0
<u>DB2590-Highway Fund</u>					
2590	Other Permits - Town Eng	291,475	300,000	190,000	200,000
Total Highway Fund		291,475	300,000	190,000	200,000
<u>DB2650-Highway Fund</u>					
2650	Sale of Scrap & Exc Matl	24,400	8,000	8,500	8,000
Total Highway Fund		24,400	8,000	8,500	8,000



Highway Fund Revenue Detail

<u>Object</u>	<u>Description</u>	<u>2016</u> <u>Actual</u>	<u>2017</u> <u>Budget</u>	<u>2017</u> <u>Forecast</u>	<u>2018</u> <u>Budget</u>
<u>DB2680-Highway Fund</u>					
2680	Insurance Recoveries	124,328	5,000	112,000	5,000
Total Highway Fund		124,328	5,000	112,000	5,000
<u>DB2690-Highway Fund</u>					
2690	Other Compensation For Loss	590	0	0	0
Total Highway Fund		590	0	0	0
<u>DB2709-Highway Fund</u>					
2709	Employee/Retiree Contributions	210,386	240,000	190,000	400,000
Total Highway Fund		210,386	240,000	190,000	400,000
<u>DB2710-Premium on Obligations</u>					
2710	Premium on Obligations	0	0	40,182	0
Total Premium on Obligations		0	0	40,182	0
<u>DB2770-Highway Fund</u>					
2770	Unclassified Revenues	8	100	100	100
Total Highway Fund		8	100	100	100
<u>DB3089-Highway</u>					
3089	State Aid, Other	72,843	0	81,973	0
Total Highway		72,843	0	81,973	0
<u>DB3501-Highway Fund</u>					
3501	State Aid, CHIPS	2,100,748	2,427,476	2,427,476	1,706,000
Total Highway Fund		2,100,748	2,427,476	2,427,476	1,706,000
<u>DB5033-Transfers - General Revenue</u>					
5033	Capital Project Transfers	0	255	255	0
Total Transfers - General Revenue		0	255	255	0
Fund Total		35,310,767	35,749,833	35,849,495	35,368,562



Highway Fund Expenditures Detail

<u>Object</u>	<u>Description</u>	<u>2016</u> <u>Actual</u>	<u>2017</u> <u>Budget</u>	<u>2017</u> <u>Forecast</u>	<u>2018</u> <u>Budget</u>
<u>DB1380-Fiscal Agent Fees</u>					
4600	Bond & Note Issue & Serv Exp	34,945	45,000	45,000	45,000
Total Fiscal Agent Fees		34,945	45,000	45,000	45,000
<u>DB1680-Information Technology</u>					
2220	Townwide Computerization	0	0	0	10,000
4570	Service Contracts	49,766	53,200	53,200	63,200
Total Information Technology		49,766	53,200	53,200	73,200
<u>DB1910-Unallocated Insurance</u>					
4150	Insurance	90,783	97,000	97,000	112,000
Total Unallocated Insurance		90,783	97,000	97,000	112,000
<u>DB1930-Judgements and Claims</u>					
4160	Judgements & Claims	0	1,700,000	1,700,000	0
Total Judgements and Claims		0	1,700,000	1,700,000	0
<u>DB1989-Other General Gov Support</u>					
4180	Employee Assistance Program	5,250	9,000	9,000	9,000
Total Other General Gov Support		5,250	9,000	9,000	9,000
<u>DB1990-Contingency</u>					
1100	Regular Salaries	0	186,945	75,000	0
4010	Contingency	0	327,468	0	0
Total Contingency		0	514,413	75,000	0



Highway Fund Expenditures Detail

Object	Description	<u>2016</u> <u>Actual</u>	<u>2017</u> <u>Budget</u>	<u>2017</u> <u>Forecast</u>	<u>2018</u> <u>Budget</u>
DB5110-Highway Repairs					
1100	Regular Salaries	8,957,865	8,772,481	8,772,481	9,252,762
1150	Permanent Part Time Salaries	145,606	80,000	80,000	80,000
1200	Non-Permanent Salaries	225,863	305,000	305,000	305,000
1300	Overtime Salaries	548,328	430,000	430,000	430,000
1400	Summer Casual Salaries	0	0	1,000	0
2100	Furniture and Furnishings	0	2,000	2,000	2,000
2210	Computer, Software & Printers	7,022	0	0	0
2600	Equipment & Machinery	0	3,000	3,000	0
4110	Office Supplies	281	600	600	600
4115	Small Furn & Office Equip	3,435	1,500	1,500	1,500
4120	Fuel for Vehicle & Equipment	270,606	563,000	400,000	725,000
4122	Computer Supp, Software	8,433	10,000	10,000	10,000
4210	Telephone	68	14,000	14,000	14,000
4270	Motor Vehicle Rentals	0	50,000	50,000	50,000
4352	Leaf Bags	234,738	235,000	235,000	235,000
4470	Uniforms	37,433	35,000	35,000	35,000
4480	Photography	0	1,000	1,000	1,000
4510	Equip Supplies, Repairs & Main	92,024	80,000	80,000	80,000
4520	Vehicle Repairs, Supplies	19,290	30,000	30,000	30,000
4530	Books	0	1,000	1,000	1,000
4550	Outside Professional	8,878	15,000	15,000	15,000
4620	Medical & Safety Supplies	489	600	600	600
4650	Building Repair, Maint & Supp	51,593	50,000	50,000	35,000
4670	Signs,Road Paint & Markings	146,710	170,000	170,000	180,000
4680	Surfacing Materials	212,586	222,000	222,000	225,000
4690	Fertilizer, Seed & Sod	1,858	2,000	2,000	2,000
4760	Pet Food	940	1,000	1,000	1,000
4770	Small Tools & Equipment	6,836	15,000	15,000	15,000
4775	Drainage Maintenance	328,401	350,000	350,000	350,000
4850	Tuition	3,268	7,500	7,500	7,500
8020	Social Security	742,795	756,990	756,990	768,994
8021	MTA Tax	33,623	33,644	33,644	34,178
Total Highway Repairs		12,088,969	12,237,315	12,075,315	12,887,134
DB5112-Capital Highway Improve Prg					
2000	C.H.I.P.S.	2,100,748	2,427,476	2,427,476	1,706,000
Total Capital Highway Improve Prg		2,100,748	2,427,476	2,427,476	1,706,000



Highway Fund Expenditures Detail

<u>Object</u>	<u>Description</u>	<u>2016</u> <u>Actual</u>	<u>2017</u> <u>Budget</u>	<u>2017</u> <u>Forecast</u>	<u>2018</u> <u>Budget</u>
<u>DB5130-Highway Machinery</u>					
1100	Regular Salaries	1,107,640	1,202,018	1,202,018	1,270,757
1200	Non-Permanent Salaries	4,150	20,000	20,000	20,000
1300	Overtime Salaries	95,253	73,500	73,500	73,500
2400	Communication Equipment	0	15,000	15,000	15,000
2600	Equipment & Machinery	23,419	15,000	5,000	0
4470	Uniforms	7,499	10,000	10,000	10,000
4510	Equip Supplies, Repairs & Main	76,404	100,000	100,000	100,000
4520	Vehicle Repairs, Supplies	499,189	546,465	556,465	550,000
4770	Small Tools & Equipment	3,676	7,500	7,500	7,500
8020	Social Security	90,035	99,107	99,107	104,366
8021	MTA Tax	4,121	4,405	4,405	4,638
Total Highway Machinery		1,911,387	2,092,995	2,092,995	2,155,761
<u>DB5140-Brush and Weeds</u>					
2600	Equipment & Machinery	62,578	62,000	62,000	0
2784	Trees	171,180	182,000	182,000	250,000
4420	Subcontract Cost	103,900	130,000	130,000	130,000
4510	Equip Supplies, Repairs & Main	6,783	6,500	6,500	0
4770	Small Tools & Equipment	4,866	6,500	6,500	0
4990	Refuse Disposal Charges	5,390	0	0	0
Total Brush and Weeds		354,697	387,000	387,000	380,000
<u>DB5142-Snow Removal</u>					
1100	Regular Salaries	356,717	500,000	500,000	500,000
1300	Overtime Salaries	851,774	425,000	700,000	425,000
4010	Contingency	0	340,000	0	340,000
4270	Motor Vehicle Rentals	741,739	500,000	700,000	500,000
4350	Snow Removal Materials	887,398	350,000	700,000	350,000
8020	Social Security	91,381	70,763	75,000	70,763
8021	MTA Tax	4,077	3,145	3,500	3,145
Total Snow Removal		2,933,086	2,188,908	2,678,500	2,188,908
<u>DB9010-State Retirement</u>					
8010	State Retirement	2,009,098	2,207,659	2,100,000	2,322,659
Total State Retirement		2,009,098	2,207,659	2,100,000	2,322,659
<u>DB9030-Social Security</u>					
8020	Social Security	9,583	48,000	20,000	48,000
Total Social Security		9,583	48,000	20,000	48,000
<u>DB9040-Worker's Compensation</u>					
8030	Worker's Compensation	1,192,098	1,100,000	1,100,000	1,100,000
Total Worker's Compensation		1,192,098	1,100,000	1,100,000	1,100,000



Highway Fund Expenditures Detail

Object	Description	<u>2016</u> <u>Actual</u>	<u>2017</u> <u>Budget</u>	<u>2017</u> <u>Forecast</u>	<u>2018</u> <u>Budget</u>
<u>DB9045-Life Insurance</u>					
8040	Life Insurance	197	400	400	400
Total Life Insurance		197	400	400	400
<u>DB9050-Unemployment Insurance</u>					
8050	Unemployment Insurance	6,755	20,000	20,000	75,000
Total Unemployment Insurance		6,755	20,000	20,000	75,000
<u>DB9055-Disability Insurance</u>					
8060	Disability Insurance	167	1,000	1,000	1,000
Total Disability Insurance		167	1,000	1,000	1,000
<u>DB9060-Hospital / Medical Insurance</u>					
8070	Health Insurance	2,553,785	2,900,000	2,900,000	3,200,000
8071	Retiree Health Insurance	1,507,412	1,562,900	1,562,900	1,700,000
8072	Medicare Reimbursement	127,570	131,000	131,000	134,000
Total Hospital / Medical Insurance		4,188,766	4,593,900	4,593,900	5,034,000
<u>DB9065-Welfare Fund-White Collar/Appt</u>					
8080	Dental	4,095	6,500	4,169	6,500
Total Welfare Fund-White Collar/Appt		4,095	6,500	4,169	6,500
<u>DB9070-Misc. Salaried Benefits</u>					
8090	Welfare Fund - B/C Local 342	190,740	200,000	188,100	200,000
8100	Retirement Accrual Payout	85,275	125,000	125,000	125,000
8101	Accrual Payout	39,999	39,000	60,000	39,000
8102	Personal Days Expense	44,004	60,000	45,000	60,000
Total Misc. Salaried Benefits		360,018	424,000	418,100	424,000
<u>DB9710-Serial Bonds</u>					
6000	Principal on Indebtedness	5,998,752	5,545,000	5,600,000	5,500,000
7000	Interest on Indebtedness	1,387,530	1,290,000	1,400,000	1,300,000
Total Serial Bonds		7,386,282	6,835,000	7,000,000	6,800,000
<u>DB9950-Interfund Trans - Capital Cash</u>					
9010	Transfer	560,397	0	0	0
Total Interfund Trans - Capital Cash		560,397	0	0	0
Fund Total		35,287,087	36,988,766	36,898,055	35,368,562



Fire Protection Revenue Detail

Object	Description	<u>2016</u> <u>Actual</u>	<u>2017</u> <u>Budget</u>	<u>2017</u> <u>Forecast</u>	<u>2018</u> <u>Budget</u>
<u>SF11001-Fire Protection</u>					
1001	Real Property Taxes	1,572,553	1,574,370	1,574,370	1,606,776
Total Fire Protection		1,572,553	1,574,370	1,574,370	1,606,776
<u>SF11090-Fire Protection</u>					
1090	Interest & Penalties	14	0	0	0
Total Fire Protection		14	0	0	0
<u>SF12401-Fire Protection</u>					
2401	Interest & Earnings	3,838	5,000	5,000	5,000
Total Fire Protection		3,838	5,000	5,000	5,000
Fund Total		1,576,405	1,579,370	1,579,370	1,611,776



Fire Protection Expenditures Detail

<u>Object</u>	<u>Description</u>	<u>2016</u> <u>Actual</u>	<u>2017</u> <u>Budget</u>	<u>2017</u> <u>Forecast</u>	<u>2018</u> <u>Budget</u>
SF13410-Fire Protection District #1					
4290	Other Equipment Rental	30,737	32,630	32,630	32,630
4420	Subcontract Cost	1,447,421	1,447,421	1,447,421	1,474,021
Total Fire Protection District #1		1,478,158	1,480,051	1,480,051	1,506,651
SF19901-Interfund Transfers					
9010	Transfer	97,502	99,319	99,319	105,125
Total Interfund Transfers		97,502	99,319	99,319	105,125
Fund Total		1,575,660	1,579,370	1,579,370	1,611,776



Street Lighting Revenue Detail

<u>Object</u>	<u>Description</u>	<u>2016</u> <u>Actual</u>	<u>2017</u> <u>Budget</u>	<u>2017</u> <u>Forecast</u>	<u>2018</u> <u>Budget</u>
<u>SL0599-Street Lighting</u>					
0599R	Appropriated Fund Balance	0	500,000	500,000	250,000
Total Street Lighting		0	500,000	500,000	250,000
<u>SL1001-Street Lighting</u>					
1001	Real Property Taxes	3,295,166	3,477,062	3,477,062	3,634,024
Total Street Lighting		3,295,166	3,477,062	3,477,062	3,634,024
<u>SL1081-Street Lighting</u>					
1081	Other Payments Lieu of Taxes	3,239	7,700	5,200	10,000
Total Street Lighting		3,239	7,700	5,200	10,000
<u>SL1090-Street Lighting</u>					
1090	Interest & Penalties	29	0	0	0
Total Street Lighting		29	0	0	0
<u>SL2401-Street Lighting</u>					
2401	Interest & Earnings	14,646	22,000	14,500	22,000
Total Street Lighting		14,646	22,000	14,500	22,000
<u>SL2402-Streetlighting</u>					
2402	Earn/Invest Capital Fund	85	0	0	0
Total Streetlighting		85	0	0	0
<u>SL2408-Streetlighting</u>					
2408	Interest/Miscellaneous Reserve	97	0	0	0
Total Streetlighting		97	0	0	0
<u>SL2680-Street Lighting</u>					
2680	Insurance Recoveries	18,759	0	3,280	0
Total Street Lighting		18,759	0	3,280	0
<u>SL2690-Street Lighting</u>					
2690	Other Compensation For Loss	0	0	2,160	0
Total Street Lighting		0	0	2,160	0
<u>SL2709-Streetlighting</u>					
2709	Employee/Retiree Contributions	17,806	15,000	15,000	21,000
Total Streetlighting		17,806	15,000	15,000	21,000
<u>SL5033-Streetlighting</u>					
5033	Capital Project Transfers	369	0	0	0
Total Streetlighting		369	0	0	0
Fund Total		3,350,196	4,021,762	4,017,202	3,937,024



Street Lighting Expenditures Detail

<u>Object</u>	<u>Description</u>	<u>2016 Actual</u>	<u>2017 Budget</u>	<u>2017 Forecast</u>	<u>2018 Budget</u>
<u>SL1380-Fiscal Agent Fees</u>					
4600	Bond & Note Issue & Serv Exp	1	500	500	500
Total Fiscal Agent Fees		1	500	500	500
<u>SL1680-Information Technology</u>					
4570	Service Contracts	1,919	2,500	2,500	4,200
Total Information Technology		1,919	2,500	2,500	4,200
<u>SL1910-Unallocated Insurance</u>					
4150	Insurance	10,516	14,000	14,000	14,000
Total Unallocated Insurance		10,516	14,000	14,000	14,000
<u>SL5182-Townwide Street Lighting Distr</u>					
1100	Regular Salaries	734,852	732,366	732,366	752,114
1300	Overtime Salaries	15,669	10,000	10,000	10,000
1400	Summer Casual Salaries	10,023	9,000	9,000	9,000
2222	Computer Software & Programs	1,729	5,000	5,000	5,000
2313	Leased Motor Vehicles	0	4,000	4,000	4,000
2785	Streetlights	513,355	514,665	514,665	500,000
4110	Office Supplies	1,557	250	250	250
4115	Small Furn & Office Equip	0	750	750	750
4120	Fuel for Vehicle & Equipment	15,250	21,000	21,000	21,000
4210	Telephone	14,759	55,241	55,241	35,000
4220	Electric (LIPA)	1,083,998	1,330,000	1,200,000	1,350,000
4470	Uniforms	1,736	1,750	1,750	1,750
4520	Vehicle Repairs, Supplies	17,834	16,000	16,000	16,000
4550	Outside Professional	0	30,000	25,000	10,000
4640	Lighting & Electric Supplies	45,273	76,555	76,555	75,000
4650	Building Repair, Maint & Supp	3,552	0	0	0
4770	Small Tools & Equipment	95	1,000	1,000	1,000
8020	Social Security	57,148	57,479	57,479	58,990
8021	MTA Tax	2,558	2,555	2,555	2,622
Total Townwide Street Lighting Distr		2,519,387	2,867,611	2,732,611	2,852,476
<u>SL9010-State Retirement</u>					
8010	State Retirement	133,156	148,301	148,301	148,301
Total State Retirement		133,156	148,301	148,301	148,301
<u>SL9030-Social Security</u>					
8020	Social Security	119	7,250	7,250	7,250
Total Social Security		119	7,250	7,250	7,250
<u>SL9040-Worker's Compensation</u>					
8030	Worker's Compensation	38,832	10,000	75,000	10,000
Total Worker's Compensation		38,832	10,000	75,000	10,000



Street Lighting Expenditures Detail

Object	Description	<u>2016</u> <u>Actual</u>	<u>2017</u> <u>Budget</u>	<u>2017</u> <u>Forecast</u>	<u>2018</u> <u>Budget</u>
<u>SL9045-Life Insurance</u>					
8040	Life Insurance	55	300	77	300
Total Life Insurance		55	300	77	300
<u>SL9050-Unemployment Insurance</u>					
8050	Unemployment Insurance	0	5,000	5,000	5,000
Total Unemployment Insurance		0	5,000	5,000	5,000
<u>SL9055-Disability Insurance</u>					
8060	Disability Insurance	83	1,000	84	1,000
Total Disability Insurance		83	1,000	84	1,000
<u>SL9060-Hospital / Medical Insurance</u>					
8070	Health Insurance	168,832	210,000	170,000	192,000
8071	Retiree Health Insurance	84,550	87,400	89,543	97,000
8072	Medicare Reimbursement	10,070	11,000	11,000	13,000
Total Hospital / Medical Insurance		263,452	308,400	270,543	302,000
<u>SL9065-Welfare Fund-White Collar/Appt</u>					
8080	Dental	2,047	4,200	2,085	4,200
Total Welfare Fund-White Collar/Appt		2,047	4,200	2,085	4,200
<u>SL9070-Misc. Salaried Benefits</u>					
8090	Welfare Fund - B/C Local 342	9,240	11,000	9,240	11,000
8100	Retirement Accrual Payout	0	55,000	55,000	55,000
8101	Accrual Payout	1,554	7,000	7,000	7,000
8102	Personal Days Expense	5,979	5,000	5,000	5,000
Total Misc. Salaried Benefits		16,773	78,000	76,240	78,000
<u>SL9710-Serial Bonds</u>					
6000	Principal on Indebtedness	8,872	9,550	9,250	9,800
7000	Interest on Indebtedness	2,357	2,100	2,400	2,000
Total Serial Bonds		11,229	11,650	11,650	11,800
<u>SL9901-Interfund Transfers</u>					
9010	Transfer	548,867	599,511	599,511	497,997
Total Interfund Transfers		548,867	599,511	599,511	497,997
Fund Total		3,546,436	4,058,223	3,945,352	3,937,024



Commack Ambulance Revenue Detail

Object	Description	<u>2016</u> <u>Actual</u>	<u>2017</u> <u>Budget</u>	<u>2017</u> <u>Forecast</u>	<u>2018</u> <u>Budget</u>
<u>SM11001-Commack Ambulance</u>					
1001	Real Property Taxes	401,946	414,904	414,904	401,698
Total Commack Ambulance		401,946	414,904	414,904	401,698
<u>SM11090-Commack Ambulance</u>					
1090	Interest & Penalties	4	0	0	0
Total Commack Ambulance		4	0	0	0
<u>SM12401-Commack Ambulance</u>					
2401	Interest & Earnings	677	1,500	1,500	1,500
Total Commack Ambulance		677	1,500	1,500	1,500
<u>SM12680-Commack Ambulance</u>					
2680	Insurance Recoveries	87,318	479,298	416,667	500,000
Total Commack Ambulance		87,318	479,298	416,667	500,000
<u>SM12770-Commack Ambulance</u>					
2770	Unclassified Revenues	54,100	61,085	61,085	61,085
Total Commack Ambulance		54,100	61,085	61,085	61,085
Fund Total		544,045	956,787	894,156	964,283



Commack Ambulance Expenditures Detail

<u>Object</u>	<u>Description</u>	<u>2016</u> <u>Actual</u>	<u>2017</u> <u>Budget</u>	<u>2017</u> <u>Forecast</u>	<u>2018</u> <u>Budget</u>
<u>SM14541-Commack Ambulance District</u>					
4001	Contractual Agreement	341,338	820,386	757,755	836,273
4550	Outside Professional	2,500	2,750	2,750	2,750
Total Commack Ambulance District		343,838	823,136	760,505	839,023
<u>SM19010-State Retirement</u>					
8011	Vol. Ambulance Service Award	81,637	95,000	95,000	95,000
Total State Retirement		81,637	95,000	95,000	95,000
<u>SM19901-Interfund Transfers</u>					
9010	Transfer	36,408	38,651	38,651	30,260
Total Interfund Transfers		36,408	38,651	38,651	30,260
Fund Total		461,883	956,787	894,156	964,283



Huntington Comm. Ambulance Revenue Detail

Object	Description	<u>2016</u> <u>Actual</u>	<u>2017</u> <u>Budget</u>	<u>2017</u> <u>Forecast</u>	<u>2018</u> <u>Budget</u>
<u>SM21001-Huntington Comm. Ambulance</u>					
1001	Real Property Taxes	2,176,522	848,235	848,235	741,172
Total Huntington Comm. Ambulance		2,176,522	848,235	848,235	741,172
<u>SM21081-Huntington Comm. Ambulance</u>					
1081	Other Payments Lieu of Taxes	144	2,100	150	150
Total Huntington Comm. Ambulance		144	2,100	150	150
<u>SM21090-Huntington Comm. Ambulance</u>					
1090	Interest & Penalties	19	100	20	20
Total Huntington Comm. Ambulance		19	100	20	20
<u>SM22401-Huntington Comm. Ambulance</u>					
2401	Interest & Earnings	5,220	6,100	3,095	5,500
Total Huntington Comm. Ambulance		5,220	6,100	3,095	5,500
<u>SM22680-Huntington Comm. Ambulance</u>					
2680	Insurance Recoveries	0	1,225,250	1,000,250	1,500,000
Total Huntington Comm. Ambulance		0	1,225,250	1,000,250	1,500,000
Fund Total		2,181,905	2,081,785	1,851,750	2,246,842



Huntington Comm. Ambulance Expenditures Detail

Object	Description	<u>2016</u> <u>Actual</u>	<u>2017</u> <u>Budget</u>	<u>2017</u> <u>Forecast</u>	<u>2018</u> <u>Budget</u>
<u>SM24542-Hunt Community Ambulance</u>					
4001	Contractual Agreement	1,585,003	1,425,000	1,200,000	1,600,315
4550	Outside Professional	2,500	2,750	2,500	2,750
Total Hunt Community Ambulance		1,587,503	1,427,750	1,202,500	1,603,065
<u>SM29010-State Retirement</u>					
8011	Vol. Ambulance Service Award	434,138	500,000	500,000	500,000
Total State Retirement		434,138	500,000	500,000	500,000
<u>SM29901-Interfund Transfers</u>					
9010	Transfer	149,819	154,035	154,035	143,777
Total Interfund Transfers		149,819	154,035	154,035	143,777
Fund Total		2,171,460	2,081,785	1,856,535	2,246,842



Consolidated Refuse Fund Revenue Detail

<u>Object</u>	<u>Description</u>	<u>2016</u> <u>Actual</u>	<u>2017</u> <u>Budget</u>	<u>2017</u> <u>Forecast</u>	<u>2018</u> <u>Budget</u>
<u>SR0599-Consolidated Refuse Fund</u>					
0599R	Appropriated Fund Balance	0	300,000	300,000	250,000
Total Consolidated Refuse Fund		0	300,000	300,000	250,000
<u>SR1001-Consolidated Refuse Fund</u>					
1001	Real Property Taxes	24,160,829	24,570,261	24,570,261	24,548,321
Total Consolidated Refuse Fund		24,160,829	24,570,261	24,570,261	24,548,321
<u>SR1090-Consolidated Refuse Fund</u>					
1090	Interest & Penalties	210	1,000	250	1,000
Total Consolidated Refuse Fund		210	1,000	250	1,000
<u>SR2130-Consolidated Refuse Fund</u>					
2130	Refuse & Garbage Charges	8,430	9,040	9,040	9,040
Total Consolidated Refuse Fund		8,430	9,040	9,040	9,040
<u>SR2376-Refuse & Garb Serv, Other Gov</u>					
2376	Refuse & Garb Serv, Other Gov	10,900	9,658	9,658	9,658
Total Refuse & Garb Serv, Other Gov		10,900	9,658	9,658	9,658
<u>SR2401-Consolidated Refuse Fund</u>					
2401	Interest & Earnings	71,785	70,000	80,200	70,000
Total Consolidated Refuse Fund		71,785	70,000	80,200	70,000
<u>SR2402-Consolidated Refuse Fund</u>					
2402	Earn/Invest Capital Fund	499	0	0	0
Total Consolidated Refuse Fund		499	0	0	0
<u>SR2408-Consolidated Refuse</u>					
2408	Interest/Miscellaneous Reserve	286	0	0	0
Total Consolidated Refuse		286	0	0	0
<u>SR2651-Sales of Recycled Materials</u>					
2651	Sales Of Recycled Materials	50,084	40,000	95,605	120,000
Total Sales of Recycled Materials		50,084	40,000	95,605	120,000
<u>SR2680-Consolidated Refuse Fund</u>					
2680	Insurance Recoveries	22,588	0	29,245	0
Total Consolidated Refuse Fund		22,588	0	29,245	0
<u>SR2690-Consolidated Refuse Fund</u>					
2690	Other Compensation For Loss	4,702	0	0	0
Total Consolidated Refuse Fund		4,702	0	0	0
<u>SR2709-Consolidated Refuse</u>					
2709	Employee/Retiree Contributions	49,697	50,000	50,000	100,000
Total Consolidated Refuse		49,697	50,000	50,000	100,000



Consolidated Refuse Fund Revenue Detail

<u>Object</u>	<u>Description</u>	<u>2016</u> <u>Actual</u>	<u>2017</u> <u>Budget</u>	<u>2017</u> <u>Forecast</u>	<u>2018</u> <u>Budget</u>
SR2710-Premium on Obligations					
2710	Premium on Obligations	0	0	1,096	0
Total Premium on Obligations		0	0	1,096	0
SR2770-Consolidated Refuse Fund					
2770	Unclassified Revenues	28	0	2	0
Total Consolidated Refuse Fund		28	0	2	0
Fund Total		24,380,038	25,049,959	25,145,357	25,108,019



Consolidated Refuse Fund Expenditures Detail

<u>Object</u>	<u>Description</u>	<u>2016</u> <u>Actual</u>	<u>2017</u> <u>Budget</u>	<u>2017</u> <u>Forecast</u>	<u>2018</u> <u>Budget</u>
<u>SR1380-Fiscal Agent Fees</u>					
4600	Bond & Note Issue & Serv Exp	2,727	3,000	3,000	3,000
Total Fiscal Agent Fees		2,727	3,000	3,000	3,000
<u>SR1680-Information Technology</u>					
4570	Service Contracts	15,974	17,000	17,000	17,000
Total Information Technology		15,974	17,000	17,000	17,000
<u>SR1910-Unallocated Insurance</u>					
4150	Insurance	65,280	80,000	70,000	80,000
Total Unallocated Insurance		65,280	80,000	70,000	80,000
<u>SR1989-Other General Gov Support</u>					
4180	Employee Assistance Program	3,500	6,000	5,000	6,000
Total Other General Gov Support		3,500	6,000	5,000	6,000
<u>SR1990-Contingency</u>					
1100	Regular Salaries	0	45,866	25,000	0
Total Contingency		0	45,866	25,000	0



Consolidated Refuse Fund Expenditures Detail

<u>Object</u>	<u>Description</u>	<u>2016</u> <u>Actual</u>	<u>2017</u> <u>Budget</u>	<u>2017</u> <u>Forecast</u>	<u>2018</u> <u>Budget</u>
<u>SR8158-Consolidated Refuse District</u>					
1100	Regular Salaries	3,109,059	3,401,883	3,401,883	3,483,295
1150	Permanent Part Time Salaries	26,563	30,000	30,000	35,000
1175	Part Time Salaries	1,218	0	0	0
1200	Non-Permanent Salaries	179,361	140,000	140,000	160,000
1300	Overtime Salaries	288,901	210,000	210,000	270,000
2313	Leased Motor Vehicles	4,116	7,000	7,000	7,000
2600	Equipment & Machinery	1,347	4,990	4,990	0
4110	Office Supplies	26	450	450	500
4120	Fuel for Vehicle & Equipment	135,543	225,000	175,000	225,000
4122	Computer Supp, Software	349	0	0	0
4130	Postage	9,900	15,600	15,600	15,600
4210	Telephone	1,330	2,000	2,000	2,000
4220	Electric (LIPA)	4,265	10,000	10,000	10,000
4230	Water	0	200	200	200
4420	Subcontract Cost	5,603,868	5,734,300	5,734,300	5,850,000
4470	Uniforms	13,142	12,050	12,000	12,000
4500	Printing	24,705	27,371	27,371	25,196
4510	Equip Supplies, Repairs & Main	2,746	5,500	5,500	5,500
4520	Vehicle Repairs, Supplies	250,846	327,899	327,899	310,000
4550	Outside Professional	22,621	11,500	11,500	11,500
4570	Service Contracts	141	19,360	19,360	0
4620	Medical & Safety Supplies	938	3,400	3,400	3,400
4650	Building Repair, Maint & Supp	2,759	4,208	4,208	4,000
4770	Small Tools & Equipment	1,400	3,400	3,400	3,400
4990	Refuse Disposal Charges	8,607,758	9,402,757	9,402,757	9,150,000
8020	Social Security	271,611	292,378	292,378	302,045
8021	MTA Tax	12,350	12,995	12,995	13,424
Total Consolidated Refuse District		18,576,864	19,904,241	19,854,191	19,899,060
<u>SR9010-State Retirement</u>					
8010	State Retirement	585,271	740,174	700,000	740,174
Total State Retirement		585,271	740,174	700,000	740,174
<u>SR9030-Social Security</u>					
8020	Social Security	5,080	23,000	23,000	23,000
Total Social Security		5,080	23,000	23,000	23,000
<u>SR9040-Worker's Compensation</u>					
8030	Worker's Compensation	678,650	300,000	500,000	300,000
Total Worker's Compensation		678,650	300,000	500,000	300,000



Consolidated Refuse Fund Expenditures Detail

<u>Object</u>	<u>Description</u>	<u>2016</u> <u>Actual</u>	<u>2017</u> <u>Budget</u>	<u>2017</u> <u>Forecast</u>	<u>2018</u> <u>Budget</u>
<u>SR9045-Life Insurance</u>					
8040	Life Insurance	99	500	119	500
Total Life Insurance		99	500	119	500
<u>SR9050-Unemployment Insurance</u>					
8050	Unemployment Insurance	3,427	20,000	10,000	20,000
Total Unemployment Insurance		3,427	20,000	10,000	20,000
<u>SR9055-Disability Insurance</u>					
8060	Disability Insurance	83	500	84	500
Total Disability Insurance		83	500	84	500
<u>SR9060-Hospital / Medical Insurance</u>					
8070	Health Insurance	814,902	900,000	978,326	1,080,000
8071	Retiree Health Insurance	409,525	444,000	418,824	475,000
8072	Medicare Reimbursement	29,072	33,000	33,000	35,000
Total Hospital / Medical Insurance		1,253,500	1,377,000	1,430,150	1,590,000
<u>SR9065-Welfare Fund-White Collar/Appt</u>					
8080	Dental	2,047	2,100	2,085	3,000
Total Welfare Fund-White Collar/Appt		2,047	2,100	2,085	3,000
<u>SR9070-Misc. Salaried Benefits</u>					
8090	Welfare Fund - B/C Local 342	60,720	68,000	60,720	68,000
8100	Retirement Accrual Payout	6,406	55,000	55,000	55,000
8101	Accrual Payout	59,995	22,000	33,405	22,000
8102	Personal Days Expense	17,544	27,000	27,000	27,000
Total Misc. Salaried Benefits		144,665	172,000	176,125	172,000
<u>SR9710-Serial Bonds</u>					
6000	Principal on Indebtedness	147,184	165,000	163,000	180,000
7000	Interest on Indebtedness	46,681	53,000	47,000	50,000
Total Serial Bonds		193,865	218,000	210,000	230,000
<u>SR9901-Interfund Transfers</u>					
9010	Transfer	2,001,310	2,142,961	2,142,961	2,023,785
Total Interfund Transfers		2,001,310	2,142,961	2,142,961	2,023,785
<u>SR9950-Interfund Trans - Capital Cash</u>					
9010	Transfer	65,000	0	0	0
Total Interfund Trans - Capital Cash		65,000	0	0	0
Fund Total		23,597,343	25,052,342	25,168,715	25,108,019



Huntington Sewer Revenue Detail

<u>Object</u>	<u>Description</u>	<u>2016 Actual</u>	<u>2017 Budget</u>	<u>2017 Forecast</u>	<u>2018 Budget</u>
<u>SS10511-Huntington Sewer</u>					
0511R	Appropriated Reserves	0	0	0	20,000
Total Huntington Sewer		0	0	0	20,000
<u>SS10599-Huntington Sewer</u>					
0599R	Appropriated Fund Balance	0	649,945	649,945	0
Total Huntington Sewer		0	649,945	649,945	0
<u>SS11001-Huntington Sewer</u>					
1001	Real Property Taxes	4,605,558	4,734,899	4,734,899	5,150,059
Total Huntington Sewer		4,605,558	4,734,899	4,734,899	5,150,059
<u>SS11081-Huntington Sewer</u>					
1081	Other Payments Lieu of Taxes	2,120	1,700	1,700	1,700
Total Huntington Sewer		2,120	1,700	1,700	1,700
<u>SS11090-Huntington Sewer</u>					
1090	Interest & Penalties	40	500	500	500
Total Huntington Sewer		40	500	500	500
<u>SS11120-Huntington Sewer</u>					
1120	Non-Prop Tax Distrib County	144,701	144,701	144,701	144,701
Total Huntington Sewer		144,701	144,701	144,701	144,701
<u>SS12122-Huntington Sewer</u>					
2122	Sewer Charges	369,496	341,600	341,600	276,600
Total Huntington Sewer		369,496	341,600	341,600	276,600
<u>SS12401-Huntington Sewer</u>					
2401	Interest & Earnings	21,239	13,000	18,000	13,000
Total Huntington Sewer		21,239	13,000	18,000	13,000
<u>SS12402-Huntington Sewer</u>					
2402	Earn/Invest Capital Fund	1,379	0	0	0
Total Huntington Sewer		1,379	0	0	0
<u>SS12408-Huntington Sewer</u>					
2408	Interest/Miscellaneous Reserve	225	0	0	0
Total Huntington Sewer		225	0	0	0
<u>SS12680-Huntington Sewer</u>					
2680	Insurance Recoveries	9,851	0	3,948	0
Total Huntington Sewer		9,851	0	3,948	0
<u>SS12709-Huntington Sewer</u>					
2709	Employee/Retiree Contributions	22,059	21,000	21,000	43,000
Total Huntington Sewer		22,059	21,000	21,000	43,000



Huntington Sewer Revenue Detail

Object	Description	<u>2016</u> <u>Actual</u>	<u>2017</u> <u>Budget</u>	<u>2017</u> <u>Forecast</u>	<u>2018</u> <u>Budget</u>
<u>SS12710-Premium on Obligations</u>					
2710	Premium on Obligations	0	0	10,959	0
Total Premium on Obligations		0	0	10,959	0
<u>SS12770-Huntington Sewer</u>					
2770	Unclassified Revenues	0	0	2	0
Total Huntington Sewer		0	0	2	0
<u>SS15033-Transfers - General Revenue</u>					
5033	Capital Project Transfers	28,050	55	55	0
Total Transfers - General Revenue		28,050	55	55	0
Fund Total		<u>5,204,718</u>	<u>5,907,400</u>	<u>5,927,309</u>	<u>5,649,560</u>



Huntington Sewer Expenditures Detail

<u>Object</u>	<u>Description</u>	<u>2016</u> <u>Actual</u>	<u>2017</u> <u>Budget</u>	<u>2017</u> <u>Forecast</u>	<u>2018</u> <u>Budget</u>
<u>SS11380-Fiscal Agent Fees</u>					
4600	Bond & Note Issue & Serv Exp	4,764	4,000	4,000	4,000
Total Fiscal Agent Fees		4,764	4,000	4,000	4,000
<u>SS11680-Information Technology</u>					
4570	Service Contracts	0	4,150	4,000	4,150
Total Information Technology		0	4,150	4,000	4,150
<u>SS11910-Unallocated Insurance</u>					
4150	Insurance	14,184	18,000	18,000	18,000
Total Unallocated Insurance		14,184	18,000	18,000	18,000
<u>SS11989-Other General Gov Support</u>					
4180	Employee Assistance Program	750	1,500	1,500	1,500
Total Other General Gov Support		750	1,500	1,500	1,500
<u>SS18131-Huntington Sewer District</u>					
1100	Regular Salaries	1,309,507	1,306,805	1,306,805	1,373,341
1300	Overtime Salaries	198,218	160,000	180,000	160,000
2108	Purchase of Land	0	400,000	400,000	0
2316	Leased Equipment	10,002	12,000	12,000	12,000
2600	Equipment & Machinery	33,765	50,275	50,275	35,000
4110	Office Supplies	613	1,000	1,000	1,000
4120	Fuel for Vehicle & Equipment	5,828	17,000	10,000	12,000
4130	Postage	1,542	2,500	2,500	2,500
4210	Telephone	2,989	3,876	3,876	3,876
4220	Electric (LIPA)	300,000	300,000	300,000	300,000
4230	Water	8,551	3,000	3,000	8,000
4400	Travel Expenses	2,405	3,500	3,500	0
4470	Uniforms	4,315	4,500	4,500	4,500
4510	Equip Supplies, Repairs & Main	79,750	91,000	91,000	77,500
4520	Vehicle Repairs, Supplies	9,217	25,000	25,000	25,000
4550	Outside Professional	70,389	127,000	127,000	75,500
4570	Service Contracts	83,123	46,500	46,500	50,000
4610	Supplies	40,056	42,700	42,700	38,200
4620	Medical & Safety Supplies	0	1,500	500	1,500
4650	Building Repair, Maint & Supp	12,666	2,500	2,500	2,500
4660	Heating Oil	41,310	23,550	23,550	13,000
4665	Natural Gas	8,852	54,950	54,950	54,950
4990	Refuse Disposal Charges	382,078	355,800	355,800	364,800
8020	Social Security	113,638	111,595	111,595	117,301
8021	MTA Tax	5,109	4,960	4,960	5,213
Total Huntington Sewer District		2,723,921	3,151,511	3,163,511	2,737,681



Huntington Sewer Expenditures Detail

<u>Object</u>	<u>Description</u>	<u>2016</u> <u>Actual</u>	<u>2017</u> <u>Budget</u>	<u>2017</u> <u>Forecast</u>	<u>2018</u> <u>Budget</u>
<u>SS19010-State Retirement</u>					
8010	State Retirement	235,284	307,445	275,000	307,445
Total State Retirement		235,284	307,445	275,000	307,445
<u>SS19030-Social Security</u>					
8020	Social Security	1,317	9,750	9,750	9,750
Total Social Security		1,317	9,750	9,750	9,750
<u>SS19040-Worker's Compensation</u>					
8030	Worker's Compensation	16,071	70,850	50,000	75,000
Total Worker's Compensation		16,071	70,850	50,000	75,000
<u>SS19045-Life Insurance</u>					
8040	Life Insurance	0	500	0	500
Total Life Insurance		0	500	0	500
<u>SS19050-Unemployment Insurance</u>					
8050	Unemployment Insurance	0	7,000	0	7,000
Total Unemployment Insurance		0	7,000	0	7,000
<u>SS19055-Disability Insurance</u>					
8060	Disability Insurance	0	500	0	500
Total Disability Insurance		0	500	0	500
<u>SS19060-Hospital / Medical Insurance</u>					
8070	Health Insurance	345,698	400,000	385,653	435,000
8071	Retiree Health Insurance	233,702	252,800	253,524	273,300
8072	Medicare Reimbursement	20,464	19,000	24,000	20,000
Total Hospital / Medical Insurance		599,864	671,800	663,177	728,300
<u>SS19070-Misc. Salaried Benefits</u>					
8090	Welfare Fund - B/C Local 342	22,550	27,000	22,440	27,000
8100	Retirement Accrual Payout	0	45,000	45,000	45,000
8101	Accrual Payout	17,214	12,000	12,449	12,000
8102	Personal Days Expense	7,145	12,000	6,000	12,000
Total Misc. Salaried Benefits		46,910	96,000	85,889	96,000
<u>SS19710-Serial Bonds</u>					
6000	Principal on Indebtedness	637,987	637,800	630,000	720,000
7000	Interest on Indebtedness	149,743	147,200	140,000	165,000
Total Serial Bonds		787,730	785,000	770,000	885,000
<u>SS19901-Interfund Transfers</u>					
9010	Transfer	751,035	790,169	790,169	774,734
Total Interfund Transfers		751,035	790,169	790,169	774,734



Huntington Sewer Expenditures Detail

<u>Object</u>	<u>Description</u>	<u>2016</u> <u>Actual</u>	<u>2017</u> <u>Budget</u>	<u>2017</u> <u>Forecast</u>	<u>2018</u> <u>Budget</u>
<u>SS19950-Interfund Trans - Capital Cash</u>					
9010	Transfer	175,000	0	0	0
Total Interfund Trans - Capital Cash		175,000	0	0	0
Fund Total		5,356,830	5,918,175	5,834,996	5,649,560



Centerport Sewer Revenue Detail

<u>Object</u>	<u>Description</u>	<u>2016</u> <u>Actual</u>	<u>2017</u> <u>Budget</u>	<u>2017</u> <u>Forecast</u>	<u>2018</u> <u>Budget</u>
<u>SS21001-Centerport Sewer</u>					
1001	Real Property Taxes	117,322	126,767	126,767	153,649
Total Centerport Sewer		117,322	126,767	126,767	153,649
<u>SS21090-Centerport Sewer</u>					
1090	Interest & Penalties	1	0	0	0
Total Centerport Sewer		1	0	0	0
<u>SS22401-Centerport Sewer</u>					
2401	Interest & Earnings	494	500	500	500
Total Centerport Sewer		494	500	500	500
<u>SS22690-Centerport Sewer</u>					
2690	Other Compensation For Loss	10,000	0	0	0
Total Centerport Sewer		10,000	0	0	0
Fund Total		127,817	127,267	127,267	154,149



Centerport Sewer Expenditures Detail

Object	Description	<u>2016</u> <u>Actual</u>	<u>2017</u> <u>Budget</u>	<u>2017</u> <u>Forecast</u>	<u>2018</u> <u>Budget</u>
<u>SS21910-Unallocated Insurance</u>					
4150	Insurance	856	500	500	500
Total Unallocated Insurance		856	500	500	500
<u>SS28132-Centerport Sewer</u>					
1300	Overtime Salaries	0	0	0	7,000
2600	Equipment & Machinery	46,000	0	0	0
4220	Electric (LIPA)	4,784	7,020	5,000	7,020
4230	Water	177	350	300	300
4420	Subcontract Cost	94,314	88,360	95,000	100,000
4510	Equip Supplies, Repairs & Main	4,610	7,000	5,000	7,000
4550	Outside Professional	0	2,700	2,700	3,500
4650	Building Repair, Maint & Supp	7,000	7,450	7,500	12,500
8020	Social Security	17	0	0	536
8021	MTA Tax	1	0	0	24
Total Centerport Sewer		156,903	112,880	115,500	137,880
<u>SS29040-Worker's Compensation</u>					
8030	Worker's Compensation	1	0	0	0
Total Worker's Compensation		1	0	0	0
<u>SS29901-Interfund Transfers</u>					
9010	Transfer	14,837	13,887	13,887	15,769
Total Interfund Transfers		14,837	13,887	13,887	15,769
Fund Total		172,597	127,267	129,887	154,149



Waste Water Disposal Revenue Detail

Object	Description	<u>2016</u> <u>Actual</u>	<u>2017</u> <u>Budget</u>	<u>2017</u> <u>Forecast</u>	<u>2018</u> <u>Budget</u>
<u>SS30599-Waste Water Disposal</u>					
0599R	Appropriated Fund Balance	0	120,000	120,000	0
Total Waste Water Disposal		0	120,000	120,000	0
<u>SS32130-Waste Water Disposal</u>					
2130	Refuse & Garbage Charges	1,370,568	1,157,922	1,200,000	1,202,613
Total Waste Water Disposal		1,370,568	1,157,922	1,200,000	1,202,613
<u>SS32401-Waste Water Disposal</u>					
2401	Interest & Earnings	4,789	1,000	1,500	2,000
Total Waste Water Disposal		4,789	1,000	1,500	2,000
<u>SS32408-Waste Water Disposal</u>					
2408	Interest/Miscellaneous Reserve	9	0	0	0
Total Waste Water Disposal		9	0	0	0
<u>SS32709-Waste Water District</u>					
2709	Employee/Retiree Contributions	2,311	4,000	2,500	5,500
Total Waste Water District		2,311	4,000	2,500	5,500
<u>SS32710-Premium on Obligations</u>					
2710	Premium on Obligations	0	0	2,192	0
Total Premium on Obligations		0	0	2,192	0
Fund Total		1,377,678	1,282,922	1,326,192	1,210,113



Waste Water Disposal Expenditures Detail

<u>Object</u>	<u>Description</u>	<u>2016</u> <u>Actual</u>	<u>2017</u> <u>Budget</u>	<u>2017</u> <u>Forecast</u>	<u>2018</u> <u>Budget</u>
<u>SS31380-Fiscal Agent Fees</u>					
4600	Bond & Note Issue & Serv Exp	2,909	500	500	500
Total Fiscal Agent Fees		2,909	500	500	500
<u>SS31910-Unallocated Insurance</u>					
4150	Insurance	2,813	4,000	4,000	4,000
Total Unallocated Insurance		2,813	4,000	4,000	4,000
<u>SS38133-Waste Water Disposal</u>					
1100	Regular Salaries	159,870	159,323	159,323	164,947
1300	Overtime Salaries	24,740	27,000	27,000	27,000
2210	Computer, Software & Printers	0	3,000	3,000	0
2600	Equipment & Machinery	4,000	0	0	4,000
4000	Credit Card Fees	32,412	25,000	30,000	25,000
4120	Fuel for Vehicle & Equipment	0	500	0	500
4220	Electric (LIPA)	149,895	200,000	200,000	200,000
4230	Water	122	300	300	300
4470	Uniforms	0	500	500	500
4510	Equip Supplies, Repairs & Main	99,741	84,500	84,500	59,500
4520	Vehicle Repairs, Supplies	539	3,500	3,500	3,500
4550	Outside Professional	2,255	12,000	12,000	2,000
4610	Supplies	47,585	49,800	49,800	49,800
4650	Building Repair, Maint & Supp	38,774	31,000	31,000	31,000
4660	Heating Oil	0	0	0	4,000
4665	Natural Gas	0	14,000	14,000	16,000
4770	Small Tools & Equipment	685	1,250	1,250	1,250
4990	Refuse Disposal Charges	279,774	215,200	215,200	243,200
8020	Social Security	13,855	14,254	14,254	14,684
8021	MTA Tax	641	633	633	653
Total Waste Water Disposal		854,887	841,760	846,260	847,834
<u>SS39010-State Retirement</u>					
8010	State Retirement	30,213	36,324	36,324	36,324
Total State Retirement		30,213	36,324	36,324	36,324
<u>SS39030-Social Security</u>					
8020	Social Security	573	695	695	695
Total Social Security		573	695	695	695
<u>SS39040-Worker's Compensation</u>					
8030	Worker's Compensation	493	5,000	5,000	5,000
Total Worker's Compensation		493	5,000	5,000	5,000



Waste Water Disposal Expenditures Detail

Object	Description	<u>2016</u> <u>Actual</u>	<u>2017</u> <u>Budget</u>	<u>2017</u> <u>Forecast</u>	<u>2018</u> <u>Budget</u>
<u>SS39045-Life Insurance</u>					
8040	Life Insurance	0	500	0	500
Total Life Insurance		0	500	0	500
<u>SS39050-Unemployment Insurance</u>					
8050	Unemployment Insurance	0	1,000	1,000	1,000
Total Unemployment Insurance		0	1,000	1,000	1,000
<u>SS39055-Disability Insurance</u>					
8060	Disability Insurance	0	250	0	250
Total Disability Insurance		0	250	0	250
<u>SS39060-Hospital / Medical Insurance</u>					
8070	Health Insurance	33,300	40,000	37,261	40,500
8071	Retiree Health Insurance	23,793	25,800	24,709	26,800
8072	Medicare Reimbursement	1,259	2,000	2,000	20,000
Total Hospital / Medical Insurance		58,353	67,800	63,970	87,300
<u>SS39070-Misc. Salaried Benefits</u>					
8090	Welfare Fund - B/C Local 342	2,640	3,000	2,640	3,000
8100	Retirement Accrual Payout	0	2,000	2,000	2,000
8101	Accrual Payout	7,490	2,000	2,809	2,000
8102	Personal Days Expense	162	2,000	1,000	2,000
Total Misc. Salaried Benefits		10,291	9,000	8,449	9,000
<u>SS39710-Serial Bonds</u>					
6000	Principal on Indebtedness	11,346	32,000	28,000	46,000
7000	Interest on Indebtedness	4,529	15,000	11,000	20,000
Total Serial Bonds		15,875	47,000	39,000	66,000
<u>SS39901-Interfund Transfers</u>					
9010	Transfer	132,056	149,093	149,093	151,710
Total Interfund Transfers		132,056	149,093	149,093	151,710
<u>SS39950-Interfund Trans - Capital Cash</u>					
9010	Transfer	0	120,000	120,000	0
Total Interfund Trans - Capital Cash		0	120,000	120,000	0
Fund Total		1,108,463	1,282,922	1,274,291	1,210,113



Dix Hills Water District Revenue Detail

<u>Object</u>	<u>Description</u>	<u>2016</u> <u>Actual</u>	<u>2017</u> <u>Budget</u>	<u>2017</u> <u>Forecast</u>	<u>2018</u> <u>Budget</u>
<u>SW10511-Dix Hills Water District</u>					
0511R	Appropriated Reserves	0	90,000	90,000	0
Total Dix Hills Water District		0	90,000	90,000	0
<u>SW10599-Dix Hills Water District</u>					
0599R	Appropriated Fund Balance	0	528,450	528,450	250,000
Total Dix Hills Water District		0	528,450	528,450	250,000
<u>SW11001-Dix Hills Water District</u>					
1001	Real Property Taxes	2,412,031	2,395,317	2,395,317	2,807,145
Total Dix Hills Water District		2,412,031	2,395,317	2,395,317	2,807,145
<u>SW11030-Dix Hills Water District</u>					
1030	Unpaid Water Bills	106,479	100,000	166,325	100,000
Total Dix Hills Water District		106,479	100,000	166,325	100,000
<u>SW11090-Dix Hills Water District</u>					
1090	Interest & Penalties	22	0	0	0
Total Dix Hills Water District		22	0	0	0
<u>SW11240-Dix Hills Water District</u>					
1240	Comptroller's Fee - Ret Checks	520	250	250	250
Total Dix Hills Water District		520	250	250	250
<u>SW12140-Dix Hills Water District</u>					
2140	Metered Water Sales	1,892,743	2,000,000	1,900,000	2,000,000
Total Dix Hills Water District		1,892,743	2,000,000	1,900,000	2,000,000
<u>SW12144-Water Service Charges</u>					
2144	Water Service Charges	0	48,000	63,790	0
Total Water Service Charges		0	48,000	63,790	0
<u>SW12401-Dix Hills Water District</u>					
2401	Interest & Earnings	13,777	12,061	12,000	12,061
Total Dix Hills Water District		13,777	12,061	12,000	12,061
<u>SW12402-Dix Hills Water District</u>					
2402	Earn/Invest Capital Fund	281	0	0	0
Total Dix Hills Water District		281	0	0	0
<u>SW12408-Dix Hills Water</u>					
2408	Interest/Miscellaneous Reserve	675	0	270	0
Total Dix Hills Water		675	0	270	0
<u>SW12414-Dix Hills Water District</u>					
2414	Tower Rental	250,944	283,000	260,000	256,500
Total Dix Hills Water District		250,944	283,000	260,000	256,500



Dix Hills Water District Revenue Detail

Object	Description	<u>2016</u> <u>Actual</u>	<u>2017</u> <u>Budget</u>	<u>2017</u> <u>Forecast</u>	<u>2018</u> <u>Budget</u>
<u>SW12680-Dix Hills Water District</u>					
2680	Insurance Recoveries	11,400	0	4,017	0
Total Dix Hills Water District		11,400	0	4,017	0
<u>SW12709-Dix Hills Water</u>					
2709	Employee/Retiree Contributions	11,631	12,000	12,000	26,000
Total Dix Hills Water		11,631	12,000	12,000	26,000
<u>SW12710-Premium on Obligations</u>					
2710	Premium on Obligations	0	0	3,653	0
Total Premium on Obligations		0	0	3,653	0
<u>SW12770-Dix Hills Water District</u>					
2770	Unclassified Revenues	100	0	102	0
Total Dix Hills Water District		100	0	102	0
Fund Total		<u><u>4,700,603</u></u>	<u><u>5,469,078</u></u>	<u><u>5,436,174</u></u>	<u><u>5,451,956</u></u>



Dix Hills Water District Expenditures Detail

<u>Object</u>	<u>Description</u>	<u>2016</u> <u>Actual</u>	<u>2017</u> <u>Budget</u>	<u>2017</u> <u>Forecast</u>	<u>2018</u> <u>Budget</u>
<u>SW11380-Fiscal Agent Fees</u>					
4600	Bond & Note Issue & Serv Exp	4,169	5,000	5,000	5,000
Total Fiscal Agent Fees		4,169	5,000	5,000	5,000
<u>SW11680-Information Technology</u>					
4570	Service Contracts	3,598	3,600	3,600	3,600
Total Information Technology		3,598	3,600	3,600	3,600
<u>SW11910-Unallocated Insurance</u>					
4150	Insurance	14,037	20,000	20,000	20,000
Total Unallocated Insurance		14,037	20,000	20,000	20,000
<u>SW11989-Other General Gov Support</u>					
4180	Employee Assistance Program	500	1,000	1,000	1,000
Total Other General Gov Support		500	1,000	1,000	1,000
<u>SW11990-Contingency</u>					
1100	Regular Salaries	0	26,612	10,000	0
Total Contingency		0	26,612	10,000	0



Dix Hills Water District Expenditures Detail

<u>Object</u>	<u>Description</u>	<u>2016</u> <u>Actual</u>	<u>2017</u> <u>Budget</u>	<u>2017</u> <u>Forecast</u>	<u>2018</u> <u>Budget</u>
<u>SW18321-Dix Hills Water District</u>					
1100	Regular Salaries	915,778	980,205	980,205	1,046,057
1200	Non-Permanent Salaries	3,931	0	0	0
1300	Overtime Salaries	145,319	110,000	120,000	110,000
1400	Summer Casual Salaries	13,650	5,000	10,210	5,000
2210	Computer, Software & Printers	0	500	500	500
2313	Leased Motor Vehicles	4,037	15,000	15,000	15,000
2316	Leased Equipment	0	2,500	0	2,500
2600	Equipment & Machinery	1,763	0	0	0
2778	Water Mains	212,282	66,833	66,833	0
2779	Fire Hydrants	29,318	14,684	14,684	0
4110	Office Supplies	0	2,500	2,500	2,500
4115	Small Furn & Office Equip	0	3,500	3,500	500
4120	Fuel for Vehicle & Equipment	15,660	45,000	25,000	45,000
4122	Computer Supp, Software	4,525	7,250	7,250	6,500
4130	Postage	11,606	30,000	30,000	30,000
4210	Telephone	25,129	30,000	30,000	30,000
4220	Electric (LIPA)	1,008,890	950,000	950,000	950,000
4400	Travel Expenses	0	300	300	300
4470	Uniforms	1,895	3,859	3,729	3,000
4510	Equip Supplies, Repairs & Main	91,577	150,000	150,000	150,000
4520	Vehicle Repairs, Supplies	10,833	18,000	18,000	13,000
4550	Outside Professional	156,866	178,758	173,758	150,000
4551	Outside Professional - Legal	32,500	38,000	38,000	38,000
4570	Service Contracts	8,391	15,000	15,000	15,000
4650	Building Repair, Maint & Supp	6,177	13,300	13,300	10,000
4665	Natural Gas	4,394	14,000	14,000	14,000
4691	Chemical Supplies	279,808	279,753	279,753	350,000
4720	Conferences & Dues	1,459	5,000	5,000	5,000
4990	Refuse Disposal Charges	2,218	3,500	3,500	3,500
8020	Social Security	80,759	85,819	85,819	88,821
8021	MTA Tax	3,865	3,814	3,814	3,948
Total Dix Hills Water District		3,072,628	3,072,075	3,059,655	3,088,126
<u>SW19010-State Retirement</u>					
8010	State Retirement	184,718	212,975	200,000	212,975
Total State Retirement		184,718	212,975	200,000	212,975
<u>SW19030-Social Security</u>					
8020	Social Security	5,429	12,000	10,000	12,000
Total Social Security		5,429	12,000	10,000	12,000



Dix Hills Water District Expenditures Detail

<u>Object</u>	<u>Description</u>	<u>2016 Actual</u>	<u>2017 Budget</u>	<u>2017 Forecast</u>	<u>2018 Budget</u>
<u>SW19040-Worker's Compensation</u>					
8030	Worker's Compensation	45,062	60,000	100,000	60,000
Total Worker's Compensation		45,062	60,000	100,000	60,000
<u>SW19045-Life Insurance</u>					
8040	Life Insurance	197	300	237	300
Total Life Insurance		197	300	237	300
<u>SW19050-Unemployment Insurance</u>					
8050	Unemployment Insurance	0	5,000	0	5,000
Total Unemployment Insurance		0	5,000	0	5,000
<u>SW19055-Disability Insurance</u>					
8060	Disability Insurance	83	500	84	500
Total Disability Insurance		83	500	84	500
<u>SW19060-Hospital / Medical Insurance</u>					
8070	Health Insurance	228,316	275,000	251,791	289,000
8071	Retiree Health Insurance	170,194	180,200	182,497	197,700
8072	Medicare Reimbursement	13,847	15,000	15,000	18,000
Total Hospital / Medical Insurance		412,357	470,200	449,288	504,700
<u>SW19065-Welfare Fund-White Collar/Appt</u>					
8080	Dental	2,047	4,200	2,085	4,200
Total Welfare Fund-White Collar/Appt		2,047	4,200	2,085	4,200
<u>SW19070-Misc. Salaried Benefits</u>					
8090	Welfare Fund - B/C Local 342	13,530	17,000	14,520	17,000
8100	Retirement Accrual Payout	60,972	65,000	65,000	65,000
8101	Accrual Payout	10,000	11,000	11,000	11,000
8102	Personal Days Expense	4,197	7,000	3,000	7,000
Total Misc. Salaried Benefits		88,699	100,000	93,520	100,000
<u>SW19710-Serial Bonds</u>					
6000	Principal on Indebtedness	690,899	575,000	570,000	605,000
7000	Interest on Indebtedness	147,958	149,000	140,000	135,000
Total Serial Bonds		838,857	724,000	710,000	740,000
<u>SW19901-Interfund Transfers</u>					
9010	Transfer	700,178	728,103	728,103	694,555
Total Interfund Transfers		700,178	728,103	728,103	694,555
<u>SW19950-Interfund Trans - Capital Cash</u>					
9010	Transfer	0	48,000	48,000	0
Total Interfund Trans - Capital Cash		0	48,000	48,000	0



Dix Hills Water District Expenditures Detail

<u>Object</u>	<u>Description</u>	<u>2016</u> <u>Actual</u>	<u>2017</u> <u>Budget</u>	<u>2017</u> <u>Forecast</u>	<u>2018</u> <u>Budget</u>
Fund Total		<u>5,372,559</u>	<u>5,493,565</u>	<u>5,440,572</u>	<u>5,451,956</u>

Capital Budget



Town of Huntington 2018 Capital Budget Program Narrative

The Capital Projects Fund is used to account for financial resources allocated for the acquisition, construction or renovation of major capital facilities, road rehabilitation, infrastructure improvements or the purchase of capital assets. Capital expenditures occur periodically and are spent over multiple years. This fund also includes routine capital expenditures such as townwide fencing, furniture, computer equipment and replacement of the vehicle fleet.

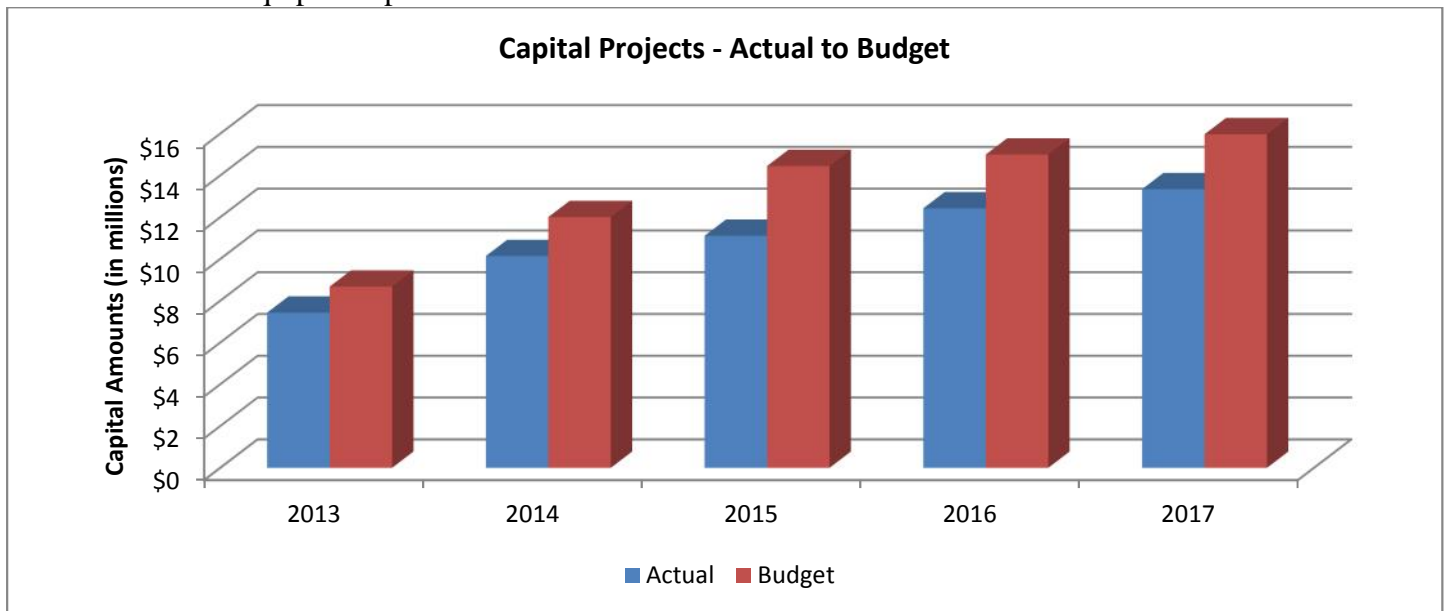
Capital Assets, as they are commonly referred to, are inventoried physical assets, constructed, purchased or donated to the Town valued at \$5,000 or more with a useful life of at least five years. All Capital Assets must be tagged to facilitate tracking. The Comptroller maintains accountability over all tangible asset records and such records are verified once a year by a physical inventory conducted by the department responsible for its care and maintenance.

All capital projects are undertaken only after analysis of need, review of alternative options, and funding identification. The Town may fund the cost to acquire and maintain Capital Assets in one of several ways: the issuance of a bond, allocation from the Town's Environmental Open Space Fund for qualifying assets, operating revenue, capital reserves or fund balances. The method of funding is determined at the time the funds are required.

Historical Capital Investment

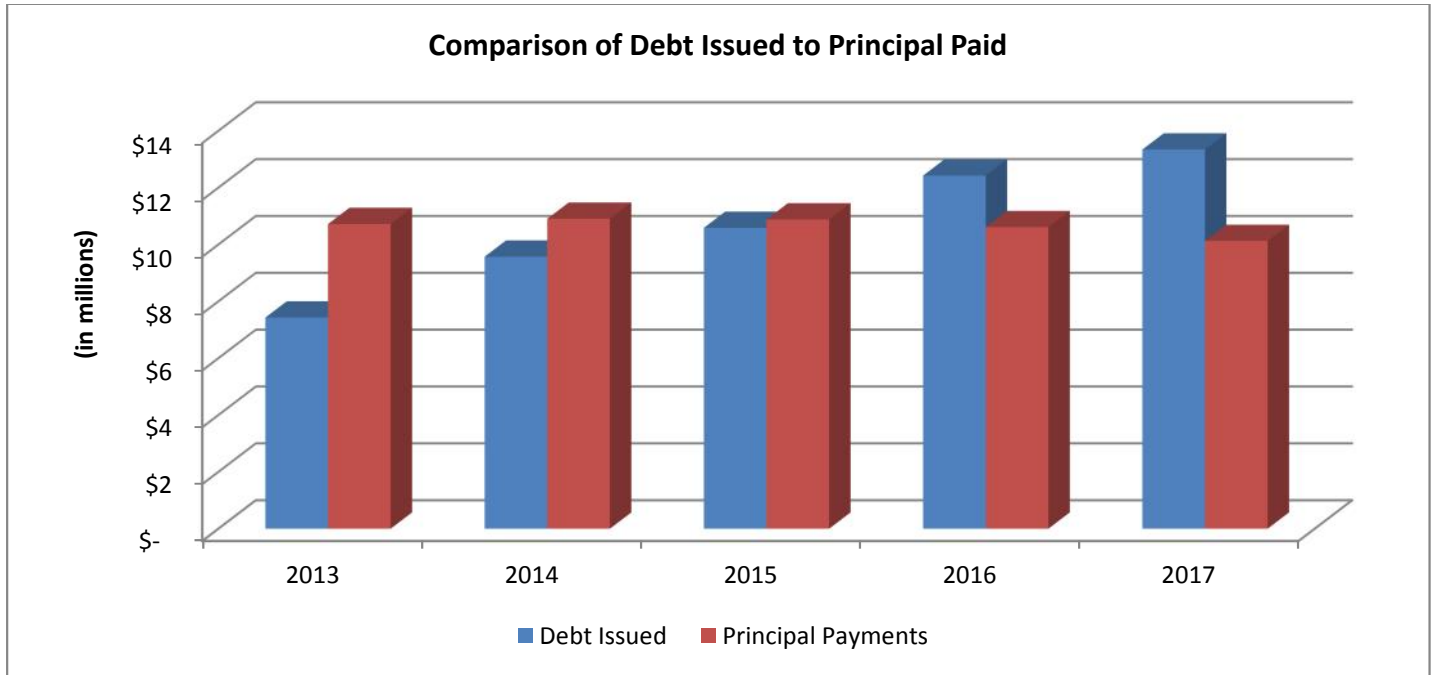
Capital expenditures tend to vary from year to year much more than operating expenses. The graph on the following page reflects the Town's capital investments as compared to the revised budgets in the past five years. Many capital projects that have approved budgets were phased in and or deferred until needed.

The 2018 Town's Capital Budget is \$16,605,000; of this amount \$750,000 will be funded through grants and \$15,855,000 will be funded by the Town through various sources. In the 2018 Capital Budget, \$3.55 million or 21% is for highway infrastructure, \$3 million or 18% is for the construction of an animal shelter, \$3.75 million or 23% for the rehabilitation of a community center, and the balance of \$9.3 million is for other needed infrastructure and equipment purchases.



Town of Huntington 2018 Capital Budget Program Narrative

Funding for any one capital project may include several different sources of funds. The Town’s goal is to bond an amount that does not increase debt service in the operating budget. This has been achieved in most years by issuing debt for approximately the same amount or less of principal paid in any given year. The following chart provides the historical analysis for a five-year period.



The following Capital Projects are included in the 2018 Capital Budget. As such, there is no effect on the 2018 Operating Budgets for capital projects that are designated to be bonded other than specifically stated.

Dix Hills Water District

Plant Rehabilitation

\$1,400,000

Repair, replacement and rehabilitation of existing plants are needed and will be phased in over the next five years. The rehabilitation of the plants will include upgrades to electrical systems, pumps and meters. This project will be funded through a bond issue.

Engineering

Animal Shelter

\$3,000,000

This capital project will fund the construction of 8,000 square foot animal shelter on donated land for the 50 kennel animal shelter. This project will be funded through a bond issue.

Town of Huntington

2018 Capital Budget Program Narrative

Elwood Spray Park **\$220,000**

A Spray Park that will be constructed within existing Elwood Park. The spray park area will be constructed in honor of fallen NYC Police Officer Paul Tuozzolo. This project will be funded through a bond issue.

James Conte Community Center **\$3,750,000**

This capital project is for the beginning project stages for the rehabilitation of and redesign of a building into a community center for the residents of the Town. This project will be funded through a bond issue of \$3,000,000 and a grant of \$750,000.

Halesite Park Bulkhead Reconstruction **\$1,000,000**

Phase II of reconstruction of the bulkhead at Halesite Park was completed in 2016. The final phase of the project requires approximately 540 linear feet of steel bulkhead. This project requires funding to prevent the wooden bulkhead from collapsing into the harbor. This project will be funded through a bond issue.

Townwide Art. 12 Tank Upgrades **\$100,000**

To remove above and below ground heating oil tanks in accordance with Suffolk County Department of Health Services Article 12 Standards. Sites are at park, highway, and beach facilities. This project will be funded through a bond issue.

Environmental Waste Management

Scavenger Waste Facility Improvement **\$385,000**

The Huntington Sewage Treatment Plant Scavenger Waste Facility receives liquid waste from licensed commercial liquid waste haulers that pump out on-site sanitary systems for homes and business that are not connected to a sanitary sewer collection system. The liquid waste is pretreated at the Scavenger Waste Facility before it is introduced at the main plant to complete the treatment process. The facility needs to replace the Rotating Biological Conductor and the existing blower. These parts will be the replacement of the 30+ year old equipment. This project will be funded through a bond issue.

Huntington Sewer Treatment Plant **\$800,000**

The Huntington Sewage Treatment Plant primary digester needs to be rehabilitated. Remove and dispose of the contents of the primary digester. When the tank is cleaned, the interior will be power washed and inspected. If the inspection indicates that repairs are necessary to maintain the interior concrete walls of the digesters, repairs can be made while the tank is out of service. The underside of the floating steel digester cover will also be painted and a new mixing system will be installed. A review of the District's records indicated that the primary digester was last cleaned 15 years ago. This project will be funded through a bond issue.

Manhole Repair **\$80,000**

Replacement of manhole frames and covers. Deteriorating manhole covers are a traffic and safety hazard as well as a source of storm water infiltration into the sewer system. This project will be funded through a bond issue.

Clean, TV and Repair Sewer Lines **\$65,000**

The Collection system was constructed beginning in 1916. The program is phase two of the program to identify problematic areas with the 33-miles of collection system and allows for the proper repair and maintenance of

Town of Huntington

2018 Capital Budget Program Narrative

the system. Spot repairs of leaking joints, cracked joints and partially collapsed pipes in the sewers as determined by previous clean and TV work by Huntington Sewer Treatment Plant Road Crew. This will be the beginning of a recurring annual capital request for collection system rehabilitation. This project will be funded through a bond issue.

General Services

Vehicle and Equipment Replacement **\$330,000**

This is an annual routine capital project. Vehicles that have exceeded their useful lives and are beyond repair will be replaced on an annual basis. Replacing an aging fleet with energy efficient vehicles will decrease our vehicle maintenance and fuel costs. This project will be funded through a bond issue.

Electric Service Overhaul **\$350,000**

The main electric panel at the Flanagan Center is old and losing functionality. The Flanagan Center serves as the Town's main shelter during emergencies and must have reliable electricity. This project will be funded through a bond issue.

Townwide Fencing **\$100,000**

This is a routine capital project to repair and replace fencing throughout the Town. This project will be funded through a bond issue.

Townwide Infrastructure **\$1,125,000**

This is a routine capital project for Townwide funding that is used on an as needed basis for improvements to various Town buildings and facilities. This project will not affect the operating budget of the Town. This project will be funded through a bond issue.

Highway

Roadway Rehabilitation **\$2,200,000**

This project provides funding for the annual street resurfacing of streets and roads throughout the Town in accordance with the Department of Highway's replacement plan. Each year, the Town's roadways require repaving and drainage improvements as a result of weather conditions and wear and tear. This project will save maintenance costs in the operating budget. This project will be funded through a bond issue.

Concrete Curbs, Sidewalk and Pedestrian Ramps **\$200,000**

This project involves the reconstruction of concrete infrastructure throughout the Town. This project will be funded through a bond issue.

Geometric and Structural Improvements **\$200,000**

These projects involve road reconstruction throughout the Town of Huntington to address alignment issues and complete pavement construction. This project will be funded through a bond issue.

Drainage and Pavement **\$600,000**

This is annual funding provided to make drainage improvements throughout the Town. Where possible, drainage systems are being installed to minimize the need for individual overflow pools. This allocation will be

Town of Huntington

2018 Capital Budget Program Narrative

utilized to install drainage systems and improvements prior to paving the roads affected throughout the Town. This project will be funded through a bond issue.

Primary Watershed Water Quality Improvement **\$150,000**

This project involves the installation of roadside drainage within Town of Huntington primary watersheds. In keeping with the Town's Storm water Management Program Plan and in compliance with State and Federal regulations, this project will improve water quality, thereby improving public health, the condition of our beaches and shellfish harvesting. This project will be funded through a bond issue.

Traffic Sign Upgrades **\$200,000**

An inventory and evaluation study of all traffic signs in the town. This is necessary to ensure compliance with State and Federal traffic sign requirements. As part of the study, signs will be replaced based on reflectivity, visibility and readability. This project will be funded through a bond issue.

Information Technology

Townwide Computerization **\$50,000**

Routine annual funding for Town computers and software replacement is overdue, causing inefficiencies from increased downtime and working with unsupported, decade old desktop software. Upgrading equipment and training employees will provide efficiency and productivity savings. This project will be funded through a bond issue.

Planning

Comprehensive Planning **\$50,000**

The purpose of Comprehensive Planning will be to fund the Department's various long-term planning projects in Melville, Huntington Station and other hamlet areas. These efforts are required to implement the Town's Horizons 2020 Comprehensive Plan which calls for numerous area plans to address a broad range of planning concerns. This project will be funded through a bond issue.

Town Clerk

Records Restoration **\$50,000**

The purpose of this project is to repair and restore the Town's historical records. This project will be funded through a bond issue.

Transportation & Traffic

Traffic Signal Modernization **\$200,000**

This is a routine annual allocation of funding to upgrade traffic signals and implement traffic calming measures where needed. Certain intersections require replacement signals and qualify for capital budget. This project will be funded through a bond issue.

**Town of Huntington
2018 Capital Budget Request**

Project Name	2018		2019		2020	
	Town	Grant	Town	Grant	Town	Grant
Dix Hills Water District						
LIE crossing at Candlewood Path	-	-	-	-	2,460,000	-
Plant No. 1 Leak Study	-	-	20,000	-	20,000	-
Plant No. 3 Rehabilitation-Carl Straight Path	1,200,000	-	1,940,000	-	-	-
Plant No. 4 Rehab Colby Drive	-	-	420,000	-	420,000	-
Plant No. 5 Rehab Vanderbilt Pkwy	-	-	-	-	-	-
Plant No. 6 Rehabilitation - Deer Park Ave	-	-	300,000	-	326,000	-
Plant No. 7 Rehab Elkland Dr	-	-	-	-	-	-
Plant No. 9 Rehab Thorngrove La.	-	-	-	-	-	-
Plant No. 10 Rehab Ostego Ave	-	-	-	-	-	-
Wellhead Treatment - Organic Chemical Remvl	-	-	-	-	-	-
Plant No. 1 & 7 SCADA Upgrades	100,000	-	100,000	-	-	-
Meter Replacement	100,000	-	500,000	-	500,000	-
Total	1,400,000	-	3,280,000	-	3,726,000	-
Engineering						
Animal Shelter	3,000,000	-	2,500,000	-	-	-
Elwood Spray Park	220,000	-	-	-	-	-
James Conte Community Center	3,000,000	750,000	3,000,000	750,000	-	-
Halesite Park Bulkhead Recon	1,000,000	-	-	-	-	-
Townwide Art. 12 Tank Upgrades	100,000	-	-	-	100,000	-
Woodbine fishing pier & wave attenuator	-	-	-	-	750,000	-
Sports Field Lighting - LED retrofitting	-	-	-	-	-	-
South Parking Garage-East Pedestrian Bridge	-	-	-	-	500,000	-
Total	7,320,000	750,000	5,500,000	750,000	1,350,000	-
Environmental Waste Management						
Truck Packer Bodies (2)	-	-	160,000	-	-	-
CNG Garbage Trucks	-	-	260,000	-	-	-
Diesel Garbage Trucks	-	-	-	-	200,000	-
Furnish and Replace RBC	300,000	-	-	-	-	-
Rotary Screw Blower	85,000	-	-	-	-	-
Rehab Primary Digester	800,000	-	-	-	-	-
Sludge Pump and Valves	-	-	-	-	-	-
Effluent Flow Meter	-	-	-	-	-	-
HSTP Storm Resiliency	-	-	200,000	-	-	-
Sludge Tank Diffusers	-	-	-	-	450,000	-
Manhole Replacement	80,000	-	80,000	-	80,000	-
Clean & TV Sewer Lines	40,000	-	50,000	-	50,000	-
Sewer Line Repair	25,000	-	50,000	-	50,000	-
Vactor Combo Sewer Truck	-	-	-	-	-	-
Extend Sanitary Sewers	-	-	-	-	500,000	-
Skid Steer	-	-	48,000	-	-	-
Compactors	-	-	-	-	-	-
Purchase Roll Off Containers	-	-	-	-	25,000	-
Total	1,330,000	-	848,000	-	1,355,000	-
General Services						
Vehicle & Equipment Replacement	200,000	-	300,000	-	300,000	-
Village Green Roof	500,000	-	500,000	-	-	-
Fuel Tank at Village Green	70,000	-	-	-	-	-
Generator Transfer Switch (Village Green)	350,000	-	-	-	-	-
Old Ice Rink Roof Replacement	175,000	-	-	-	-	-
Resurface Athletic Courts	-	-	175,000	-	175,000	-
Townwide Fencing	100,000	-	300,000	-	300,000	-
Townwide Infrastructure	100,000	-	300,000	-	300,000	-
Resurfacing Parking Lots	150,000	-	300,000	-	300,000	-
New Trackless Vehicle (series MTV-111)	130,000	-	-	-	-	-
Tank/Sump upgrades	130,000	-	-	-	-	-
Total	1,905,000	-	1,875,000	-	1,375,000	-

**Town of Huntington
2018 Capital Budget Request**

Project Name	2021		2022		2023	
	Town	Grant	Town	Grant	Town	Grant
Dix Hills Water District						
LIE crossing at Candlewood Path	-	-	-	-	-	-
Plant No. 1 Leak Study	-	-	-	-	-	-
Plant No. 3 Rehabilitation-CarlI Straight Path	-	-	-	-	-	-
Plant No. 4 Rehab Colby Drive	-	-	-	-	-	-
Plant No. 5 Rehab Vanderbilt Pkwy	750,000	-	-	-	-	-
Plant No. 6 Rehabilitation - Deer Park Ave	650,000	-	-	-	-	-
Plant No. 7 Rehab Elkland Dr	620,000	-	-	-	-	-
Plant No. 9 Rehab Thorngrove La.	-	-	775,000	-	-	-
Plant No. 10 Rehab Ostego Ave	480,000	-	-	-	-	-
Wellhead Treatment - Organic Chemical Remvl	-	-	2,036,000	-	-	-
Plant No. 1 & 7 SCADA Upgrades	-	-	-	-	-	-
Meter Replacement	-	-	500,000	-	500,000	-
Total	2,500,000	-	3,311,000	-	500,000	-
Engineering						
Animal Shelter	-	-	-	-	-	-
Elwood Spray Park	-	-	-	-	-	-
James Conte Community Center	-	-	-	-	-	-
Halesite Park Bulkhead Recon	-	-	-	-	-	-
Townwide Art. 12 Tank Upgrades	-	-	-	-	-	-
Woodbine fishing pier & wave attenuator	750,000	-	-	-	-	-
Sports Field Lighting - LED retrofitting	705,000	-	-	-	-	-
South Parking Garage-East Pedestrian Bridge	-	-	-	-	-	-
Total	1,455,000	-	-	-	-	-
Environmental Waste Management						
Truck Packer Bodies (2)	170,000	-	-	-	180,000	-
CNG Garbage Trucks	-	-	270,000	-	-	-
Diesel Garbage Trucks	-	-	-	-	-	-
Furnish and Replace RBC	-	-	-	-	250,000	-
Rotary Screw Blower	-	-	-	-	-	-
Rehab Primary Digester	-	-	-	-	-	-
Sludge Pump and Valves	65,000	-	-	-	-	-
Effluent Flow Meter	25,000	-	-	-	-	-
HSTP Storm Resiliency	-	-	-	-	-	-
Sludge Tank Diffusers	-	-	-	-	-	-
Manhole Replacement	80,000	-	80,000	-	80,000	-
Clean & TV Sewer Lines	50,000	-	50,000	-	50,000	-
Sewer Line Repair	50,000	-	50,000	-	50,000	-
Vactor Combo Sewer Truck	450,000	-	-	-	-	-
Extend Sanitary Sewers	500,000	-	100,000	-	-	-
Skid Steer	-	-	-	-	-	-
Compactors	95,000	-	-	-	-	-
Purchase Roll Off Containers	-	-	-	-	-	-
Total	1,485,000	-	550,000	-	610,000	-
General Services						
Vehicle & Equipment Replacement	300,000	-	300,000	-	-	-
Village Green Roof	-	-	-	-	-	-
Fuel Tank at Village Green	-	-	-	-	-	-
Generator Transfer Switch (Village Green)	-	-	-	-	-	-
Old Ice Rink Roof Replacement	-	-	-	-	-	-
Resurface Athletic Courts	175,000	-	175,000	-	-	-
Townwide Fencing	300,000	-	300,000	-	-	-
Townwide Infrastructure	300,000	-	300,000	-	-	-
Resurfacing Parking Lots	300,000	-	300,000	-	-	-
New Trackless Vehicle (series MTV-111)	-	-	-	-	-	-
Tank/Sump upgrades	-	-	-	-	-	-
Total	1,375,000	-	1,375,000	-	-	-

**Town of Huntington
2018 Capital Budget Request**

Project Name	2018		2019		2020	
	Town	Grant	Town	Grant	Town	Grant
Highway						
Roadway Rehabilitation Program - Contractors	2,000,000	-	2,000,000	-	2,000,000	-
In house Roadway Rehab	200,000	-	200,000	-	200,000	-
Concrete Curbs, Sidewalk, and Pedestrian Ramps	200,000	-	200,000	-	200,000	-
Geometric & Structural Improvements	200,000	-	200,000	-	200,000	-
Drainage	200,000	-	200,000	-	200,000	-
In House Drainage	200,000	-	200,000	-	200,000	-
Paving Program Drainage	200,000	-	200,000	-	200,000	-
Primary Watershed Water Quality Improvement	150,000	-	150,000	-	150,000	-
Traffic Signs Upgrade	200,000	-	200,000	-	200,000	-
Total	3,550,000	-	3,550,000	-	3,550,000	-
Information Technology						
Townwide Computerization	50,000	-	-	-	-	-
Total	50,000	-	-	-	-	-
Planning						
Project Helix - GIS Implementation	-	-	100,000	-	100,000	-
Comprehensive Planning	50,000	-	-	-	-	-
Total	50,000	-	100,000	-	100,000	-
Street Lighting						
Deshon Dr. - new st. lights & electrical components.	-	-	200,000	-	-	-
Total	-	-	200,000	-	-	-
Town Clerk						
Records Restoration	50,000	-	-	-	-	-
Total	50,000	-	-	-	-	-
Transportation & Safety						
Traffic Signalization Improvements -Calming	200,000	-	400,000	-	400,000	-
Total	200,000	-	400,000	-	400,000	-
Total Capital Projects	15,855,000	750,000	15,753,000	750,000	11,856,000	-

**Town of Huntington
2018 Capital Budget Request**

Project Name	2021		2022		2023	
	Town	Grant	Town	Grant	Town	Grant
Highway						
Roadway Rehabilitation Program - Contractors	2,000,000	-	2,000,000	-	2,000,000	-
In house Roadway Rehab	200,000	-	200,000	-	200,000	-
Concrete Curbs, Sidewalk, and Pedestrian Ramps	200,000	-	200,000	-	200,000	-
Geometric & Structural Improvements	200,000	-	200,000	-	200,000	-
Drainage	200,000	-	200,000	-	200,000	-
In House Drainage	200,000	-	200,000	-	200,000	-
Paving Program Drainage	200,000	-	200,000	-	200,000	-
Primary Watershed Water Quality Improvement	150,000	-	150,000	-	150,000	-
Traffic Signs Upgrade	200,000	-	200,000	-	200,000	-
Total	3,550,000	-	3,550,000	-	3,550,000	-
Information Technology						
Townwide Computerization	-	-	-	-	-	-
Total	-	-	-	-	-	-
Planning						
Project Helix - GIS Implementation	100,000	-	100,000	-	100,000	-
Comprehensive Planning	-	-	-	-	-	-
Total	100,000	-	100,000	-	100,000	-
Street Lighting						
Deshon Dr. - new st. lights & electrical components.	-	-	-	-	-	-
Total	-	-	-	-	-	-
Town Clerk						
Records Restoration	-	-	-	-	-	-
Total	-	-	-	-	-	-
Transportation & Safety						
Traffic Signalization Improvements -Calming	400,000	-	400,000	-	400,000	-
Total	400,000	-	400,000	-	400,000	-
Total Capital Projects	10,865,000	-	9,286,000	-	5,160,000	-