



Hurricane

Preparedness Handbook



ARE YOU AND YOUR FAMILY READY ?

Have your GO KIT ready and review your FAMILY Plan
Don't Forget Your Pets !

2019 NOAA Atlantic Hurricane Season Outlook

9 - 15 Named Storms 4 - 8 Hurricanes
2 - 4 Major Hurricanes

Betty A. P. Walsh, Emergency Manager
Terence McNally, Chief Fire Marshal
Michael Pastore, Emergency Preparedness Coordinator

For additional copies of this
Hurricane Preparedness Handbook,
contact the Fire Marshal's Office at: 351-3138

Cover graphic provided by Weather.Com

TOWN BOARD

Chad A. Lupinacci, *Supervisor*
Mark Cuthbertson, *Councilman* Eugene Cook, *Councilman*
Joan Cergol, *Councilwoman* Edmund J. M. Smyth, *Councilman*



A Message From Supervisor Chad A. Lupinacci

Whether it's a winter storm, nor'easter, or a hurricane, being informed and being prepared for a potential weather event does save lives and protect property. That's why your Town government constantly reviews and updates its emergency preparedness plan, and why residents and businesses should, too.

Start now:

- Go through your check lists.
- Review your Family Plan.
- Check your evacuation routes and Go Kits.
- Sit with your family and your neighbors to discuss various scenarios and your responses.
- And don't forget your pets -- did you prepare for them as well?

If you don't know where to start, or if you need some quick reminders, this Handbook should help. Find the list of suggested items for your Go Kit. Know where you can get information about what is happening, and what is forecast to happen. Stock up now on supplies, before everyone else does and stores run out.

We need to remember the lessons we learned from Hurricanes Irene, Lee and Sandy: to be prepared, to assist our neighbors, to share and to help those without. Remember, relief might not come right away.

When a storm hits, it is important that you listen for and follow directions from your local emergency officials. If you are asked to evacuate, understand that the order is for your own protection.

It is important to stay informed. The Town has many different ways to disseminate important messages about shelter locations and evacuation. Check the Town's website (HuntingtonNY.gov), Facebook (@HuntingtonNewYork) or Twitter (@HuntTownHall) pages, as well as radio and television.

Huntington Alert is the Town of Huntington's Notification System for weather and public safety emergencies. This CodeRed system will be used for when the Town and its Agencies need to provide you with urgent information and instructions. Sign up with CodeRed on the Town's website: HuntingtonNY.gov/alert

Important Phone Numbers

EMERGENCY

9 1 1

Suffolk County Police Second Precinct

1071 Park Avenue — Huntington
Non-emergency: 631-854-8200

* "911" is *only* for emergencies.

Do not dial "911" for information!

Dial "631-852-COPS" for non-emergencies.

Town of Huntington Department of Public Safety

631-351-3234

State Emergency Management Office (SOEM)

(24-Hour State Emergency Coordination Center)
518-292-2200

Suffolk County Fire Rescue and Emergency Services (FRES)

631-852-4900

U.S. Coast Guard – Eaton's Neck

(for Emergency Search & Rescue)
631-261-6868

PSEG LI Hotline (to report outages, emergencies, or a downed wire)

1-800-490-0075

National Grid (gas safety emergency and outages)

1-800-490-0045

Huntington Alert Emergency Notification

"HUNTINGTON ALERT" is the Town of Huntington's Notification System for weather and public safety emergencies.

Our database contains listed phone numbers. If your phone number is unlisted or to add cell numbers or e-mail addresses go to the Town of Huntington home-page click **HUNTINGTON ALERT** and the **CODERED** link and input your information.

2019 Hurricane Names

Andrea
Barry
Chantal
Dean
Erin
Fernand
Gabrielle
Humberto
Imelda
Jerry
Karen

Lorenzo
Melissa
Nestor
Olga
Pablo
Rebekah
Sebastien
Tanya
Van
Wendy

Helpful Links

Town of Huntington: www.HuntingtonNy.gov

Federal Emergency Management Agency (FEMA)
www.FEMA.gov
En Espanol: www.fema.gov/spanish

FEMA for Kids
www.fema.gov/kids

NOAA - National Weather Service
www.nws.noaa.gov

State Office of Emergency Management (SOEM)
www.dhSES.ny.gov/oem/

PSEG Long Island (Storm Center)
www.psegliny.com
Suffolk County Fire Rescue and Emergency Services
www.suffolkcountyny.gov/Home/departments/firerescue

The Atlantic Hurricane Season begins June 1 and runs through November 30. Typically, Long Island is considered vulnerable in the later part of the season, September and October. But there really is no typical hurricane and no typical time for it to occur.

We want you – whether you are a resident or a business, an individual or a large family, to be ready for any weather emergency. Take the time now to read this booklet, follow its advice and make the preparations so that you, your family, your neighbors and your pets have the best chance of weathering the next storm.

Be aware, be prepared and be safe.

Sincerely,

Chad A. Lupinacci
Town Supervisor

Huntington Alert Emergency Notification

“**HUNTINGTON ALERT**” is the Town of Huntington’s Notification System for weather and public safety emergencies.

Our database contains listed phone numbers. If your phone number is unlisted or to add cell numbers or e-mail addresses go to the Town of Huntington homepage, click **HUNTINGTON ALERT** and the **CODE RED** link and input your information. You can also sign up directly at: **HuntingtonNY.gov/alert**

Local Weather Information

INTERNET
www.weather.gov

TELEVISION
Optimum (Cablevision): Channels 12 and 61 (News 12 traffic and weather)
FiOS : Channels 1 and 49
The Weather Channel : 62 (Optimum), 119 (FiOS)

RADIO

WCBS	880 AM	WALK	97.5 FM
WINS	1010 AM	WBZO	103.1 FM
WWSK	94.3 FM	WBAB	102.3 FM
WRCN	103.9 FM		

What Is A Hurricane?

An Atlantic hurricane is a large low pressure storm which forms off the coast of Africa and begins to spin counterclockwise. The hurricane starts as a band of thunderstorms. These storms can become a hurricane when warm air over the warm western Atlantic Ocean combines with wind patterns. The counterclockwise motion is perpetuated by strong easterly trade winds and temperate westerlies, and a hurricane is born.

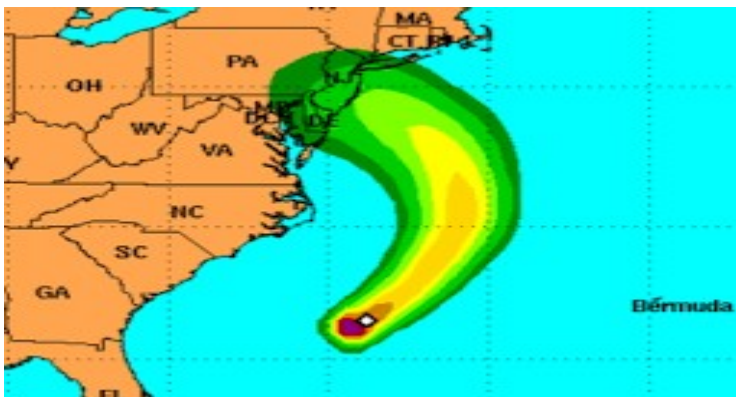
A hurricane forms in three stages:

1. *Tropical Depression* – Organized thunderstorms with maximum sustained winds of 38-mph or less.
2. *Tropical Storm* – Same structure as a tropical depression, but with maximum sustained winds of 39- to 73-mph.
3. *Hurricane* – The storm is officially designated a hurricane when the winds reach a maximum sustained wind speed of 74-mph.

Hurricanes are also recognized by an “eye”. The eye is an area of calm contained near the rotational axis of the hurricane. The eye is surrounded by thick clouds forming the eye wall and it is kept open by a strong upward air motion. The most violent area of the hurricane is the eye wall.

Thunderstorms and wind associated with hurricanes are not the only elements which pose a threat to life and property. Preceding the storm is a “storm surge”. This large dome of water displaced by the low pressure surrounding the hurricane is forced on shore ahead of the hurricane. If the storm surge occurs during high tide, it is called a storm tide and can create a greater loss of life and property due to the large amount of water.

Hurricanes weaken when they hit land and are cut off from the warm moist ocean. But this does not stop the on-land threat. Hurricanes can still create sustained winds over 100-mph on land as well as spawn tornadoes. Since a hurricane is composed of thunderstorms, the rainfall often saturates the ground and causes massive flash flooding.



After The Storm



- Determine any immediate medical needs. Keep in mind that emergency personnel will need to help those with pressing needs first.
- Contact family members to let them know your situation.
- Do not drink tap water until officials have announced that it's safe to drink. The area may be under a “boil water” order.
- Do not walk through flowing water or attempt to drive through a flooded area. Water may be deeper than you anticipate. Stay home as long as you can.
- Stay away from downed power, telephone, and cable TV lines and be alert for any downed power lines that may have fallen on trees. Electrical shock could occur.
- Look out for animals that may have gotten loose.
- Be careful where you step. Flood waters may have left sharp and/or dangerous objects on the ground, such as nails.
- Walkways, floors, and steps may be slippery. Use caution!
- If your power is out, make sure that your stove and other appliances are turned off so they will not become a hazard when the power is suddenly restored.
- Be alert for gas leaks. Only use battery-powered flashlights to check for damage inside and outside of your home. Never use open flames like candles.
- Take photos of your damage for your insurance company.
- Make, or arrange for, minor repairs to protect your home from further damage. Cover holes in roofs or walls with plywood and cover broken windows.
- Avoid unnecessary driving! Road conditions may be poor and traffic signals may be broken. Emergency vehicles need to have open access to the roads.
- Keep informed of, and obey, any emergency curfews and regulations.

Preparedness Tips for Business Owners



You should have a Family Emergency Response Plan and “Go Kit” for your family and encourage your employees to do the same.

Complete inventory of business property with pictures should be stored in water proof containers or in safe deposit box.

Review insurance policies and your coverage to avoid misunderstandings later. Take advantage of flood insurance. Separate policies are needed for protection against wind and flood damage.

Turn off gas, electricity and water. Unplug small appliances and office equipment.

Always turn off your computer whenever there is an electrical storm. Lightning can travel up to 20 miles from a thunderstorm and can travel phone lines. A lightning strike can destroy a computer no matter what kind of surge protector you have. Uninterruptible Power Supplies area a big help, but it is a good idea to turn off your computers, monitors and all other equipment.

Backup your Data. This is the most important thing you can do. Your computers can be repaired or replaced, but not your data. Seal your backup disks or CDs in zip lock bags to prevent damage in safe deposit box.

Move all computers away from the windows. If unable to move computers, cover them with plastic sheeting and seal with tape. Unplug computer from the wall. Do not try to restart computer if it gets wet. Have professionals service computers.

If you are prone to flooding, place your computers and other equipment in high, dry area, preferably to the second floor.

Turn Servers and monitors off. If, possible, move to high, dry area.

Call your local Internet Service Provider for additional computer safety tips.

Local Emergency Agencies

Centerport Fire Department
9 Park Circle
Centerport
Emergency: 631-757-4444
Non-emergency: 631-261-5916

Cold Spring Harbor Fire Department
2 Main Street
Cold Spring Harbor
Emergency: 631-692-4747
Non-emergency: 631-692-6772

Commack Fire Department
6309 Jericho Turnpike
Commack
Emergency: 631-499-5777
Non-emergency: 631-499-6690

Dix Hills Fire Department
115 East Deer Park Road
Dix Hills
Emergency: 911
Non-emergency: 631-499-8836

East Northport Fire Department
1 Ninth Avenue
East Northport
Emergency: 631-261-1110
Non-emergency: 631-261-0360

Eaton's Neck Fire Department
55 Eaton's Neck Road
Northport
Emergency: 631-757-5700
Non-emergency: 631-757-8932

Greenlawn Fire Department
23 Boulevard Avenue
Greenlawn
Emergency: 631-261-1616
Non-emergency: 631-261-9103

Halesite Fire Department
1 North New York Avenue
Huntington
Emergency: 631-427-7250
Non-emergency: 631-427-1910

Huntington Fire Department
1 Leverich Place
Huntington
Emergency: 631-423-3131
Non-emergency: 631-427-3030

Huntington Manor Fire Department
1650 New York Avenue
Huntington Station

Emergency: 631-385-3434
Non-emergency: 631-427-1629

Melville Fire Department
531 Sweethollow Road
Melville
Emergency: 631-547-4121
Non-emergency: 631-423-2635

Northport Fire Department
204 Main Street
Northport
Emergency: 631-757-1111
Non-emergency: 631-261-7504

Commack Volunteer Ambulance Corps
P.O. Box 819
Commack
Emergency: 911
631-499-9342 (Non-emergency number)

Huntington Community First Aid Squad
2 Railroad Street
Huntington Station
Emergency: 911
Non-emergency: 631-421-1263

Suffolk County Department of Fire, Rescue, and Emergency Services (FRES)
P.O. Box 127 — Yaphank Avenue
Yaphank
631-852-4900

Suffolk County Chapter Red Cross
95 Horseblock Road
Yaphank
631-924-6700

Huntington/Smithtown Red Cross Regional Office
90 High Street
Huntington
631-423-0307

Joint Emergency Evacuation Program
***JEPP** provides assistance to disabled or frail residents who would need emergency evacuation assistance when disaster strikes.*
631-852-4900 (TTY: 631-853-5658)

Your Family's Hurricane Response Plan

Prepare for your family and loved ones in advance of a hurricane by developing your own family response plan. It is important that you do not wait until a warning has been issued. Here are some suggestions....

- Listen to local media reports and for directions from government officials and emergency personnel. Know the Emergency Alert System radio and television stations in your area that will carry official information. See *page two for local station information.*
- Know where your local shelter is and prepare a "To Go Kit" with supplies you will need should you have to evacuate.
- Contact family and friends and let them know your situation and your plans. Select a "key contact person" who everyone in your family can call to check-in with should you become separated.
- Secure any construction supplies and outdoor furniture and pick-up loose items, such as hanging plants, around your property.
- Make a plan now for what to do with your pets if you need to evacuate.
- Turn your refrigerator and freezer to the coldest settings. Freeze water in plastic jugs to keep food cold if the electricity goes out.
- Check your insurance coverage. Flood damage is not usually covered by homeowners insurance. Consult FEMA's Web site, www.fema.gov, for more information about flood insurance.
- Inventory household items with photographs. Make sure you have some cash on hand.
- Know how and when to turn off water, gas, and electricity in your home. Fuel your vehicles.
- Determine if your family has any special needs and develop a plan for meeting those needs. Example: If you have a family member on a life-support system, does your electric utility and local emergency responders know about it?
- Post emergency telephone numbers by phones. Be sure that all these numbers are regularly updated. Make sure your cell phones are charged.
- Teach all family members, including children, how and when to call 911 for fire, police, and/or emergency assistance. Have a conventional corded phone on hand in case power is lost and your phones go out. *However, do not use it if you hear thunder or see lightning because electricity can travel through the cord.*

Pet Safety

Make sure you have a Family Emergency Response Plan that includes your pets.

Don't leave pets at home alone during a storm, especially if you live in an evacuation area. If they survive the storm, they may flee and be lost.

Plan ahead. Contact family and /or friends outside the flood zone to see who might be able to take your pets. Check with your Vet., kennel or animal hospital about possible shelter,

Horses and other livestock need to be housed in a secure building with a 2 week supply of food and water.

Check area hotels and motels to see if pets are allowed,

Be sure to have your pets identification: license, rabies tag and personal identification tag with address, phone numbers and the phone number for a relative in case you get separated. Make sure all vaccinations are up-to-date. Provide you address and phone number to your animal shelter.

Consider a permanent ID marking, either a tattoo or a microchip.

Have current color photo of your pet, to assist identification.

Use a pet carrier for each pet, one which is large enough for them to stand up and turn around inside.

Have a "PET GO KIT" ready if you will be evacuating to a kennel, designated pet shelter, or to family or friends. Include:

Water in Gallon jugs	Medication (1 week)
Pet food/ bowls	Leash, muzzle, harness
Cat liter/ box	Pet Photo/ family contact #'s
Pet crate/carrier	Plastic bags/disinfectant
Treats and Toys	

If your pet is lost call the Town of Huntington Animal Shelter
631-754-8722

Designated pet shelters will be announced by the Huntington Emergency Alert System and the media.



Family “GO KIT ”

Every household should consider assembling a “GO KIT “, a collections of important papers and personal items that you may need in the event of an evacuation. The items should be stored in a sturdy easy to carry container such as a roll-a-way piece of luggage, back pack or duffle bag.

___ Copies of important documents in plastic bag (insurance cards, birth certificates, marriage certificates, deeds, photo ID, social security cards, tax and other vital info.).

___ Extra set of house and car keys, maps

___ Credit /ATM cards and adequate cash for your emergency needs.

___ Bottled water and non-perishable food items such as: energy bars, granola or trail mix.

___ Flashlight, battery operated AM/FM radio, extra batteries.

___ Medications for a least one week. Maintain list of all medications for each member of your household, the dosages or copies of the prescriptions, doctor’s name and phone number.

___ Sturdy, comfortable shoes, 2 days of clothing, rain gear, sleeping bags and pillows.

___ Supplies for children, elderly and special needs individuals

___ First Aid Kit.

___ Paper plates, plastic eating utensils

___ Pet care supplies.

___ Toys, books, games

***Designated Emergency Shelters
will be announced by the Huntington
Emergency Alert System and the media..***

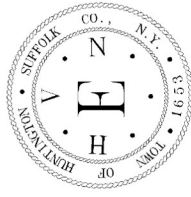
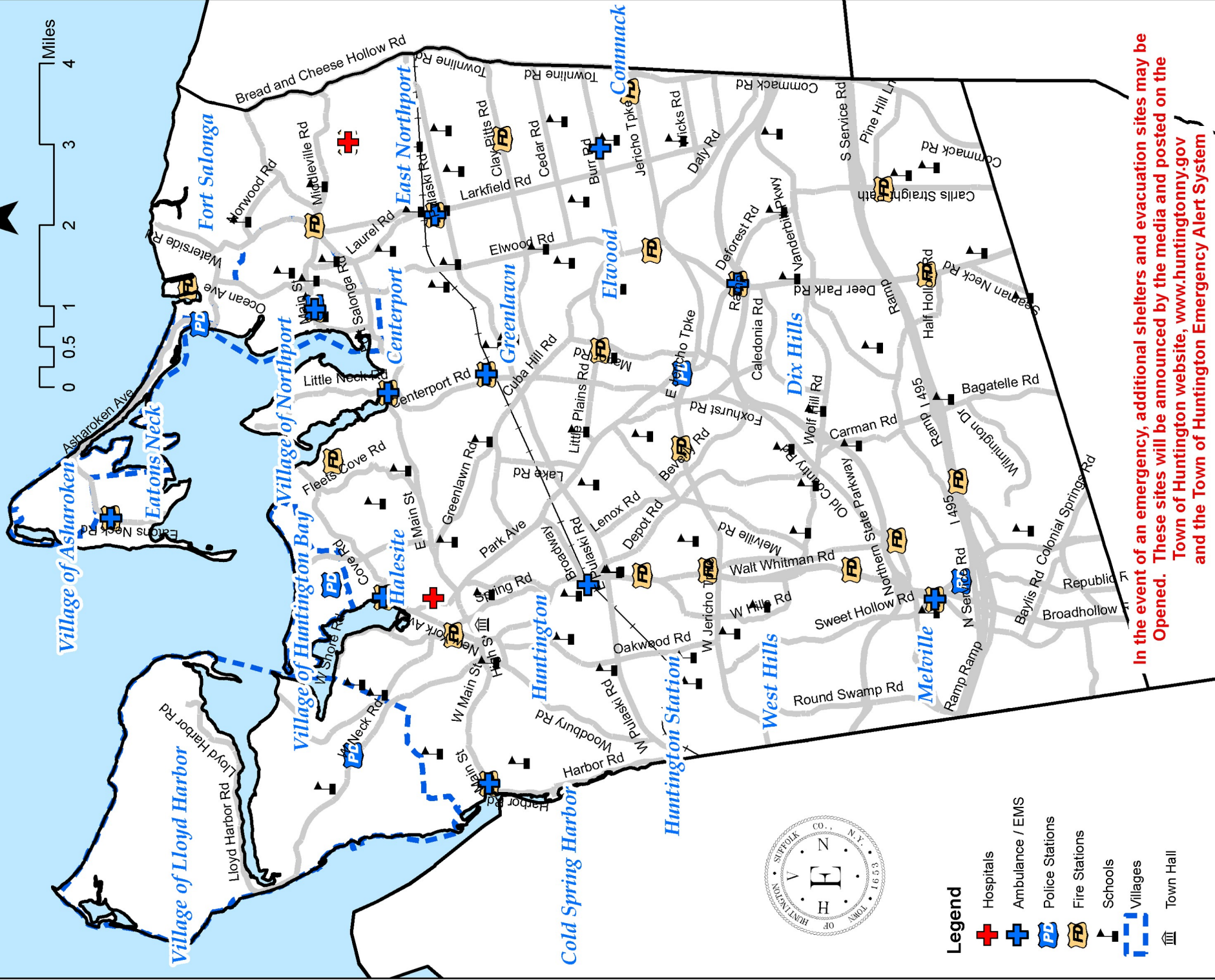


Family Emergency Supply Checklist

Use this checklist to ensure that you have these items ready to use in the event of a hurricane:

- Flashlights with extra batteries. Keep flashlights with extra, fresh batteries beside your bed and in several other locations. Do not use matches.
- Portable radio with extra batteries. Most telephones (including cell phones!) will be out of order or limited to emergency use. The radio will be the best source of emergency information.
- First aid kit/first aid skills. Keep your first aid kit well stocked and in a central location. Take basic first aid and CPR courses. Keep your skills current.
- Food. Store a three to seven (3-7) day supply of food for each person. Include items such as canned or dehydrated food, powdered milk, and canned juices. Also include food for infants or the elderly, snack foods, and items such as a non-electric can opener, cooking utensils, paper or plastic plates, and plastic utensils.
- Water. Store a three to seven (3-7) day supply of water (one gallon per person per day). Store in air-tight containers and replace them every six months. Keep a disinfectant, such as iodine tablets or chlorine bleach, to purify water, if necessary.
- Extra blankets and clothing may be required to keep warm. Wear sturdy shoes to protect feet from broken glass and debris.
- An alternate cooking source. Store a barbecue, charcoal, starter fluid, and matches in case utilities are out of service. *Do not use these methods of cooking within a confined area.*
- Special items for infant, elderly, or disabled family members. Have at least a one week supply of current medications and food for infants and those on special diets.
- Tools. Have a crescent or pipe wrench to turn off gas and water if necessary and know the location of the shut-off valves.
- Secure important documents in a waterproof container. Examples: insurance policies, medical records, bank account numbers, Social Security card, checkbook, cash, credit/ATM cards.
- Miscellaneous. Don’t forget to have these items on hand as well: sunscreen, insect repellent, toiletries, pet food, and aspirin, etc.
-

Town of Huntington



- Legend**
- Hospitals
 - Ambulance / EMS
 - Police Stations
 - Fire Stations
 - Schools
 - Villages
 - Town Hall

In the event of an emergency, additional shelters and evacuation sites may be Opened. These sites will be announced by the media and posted on the Town of Huntington website, www.huntingtonny.gov and the Town of Huntington Emergency Alert System